

**RESPONSIVE**

==== FLOORS ====


EK ANOKHA EHSAAAS




**Gamma  
Flooring**



298/2



392/6



**335/52**



**272/E**



392/5




273/D




273/F



347/52



347/58



268/4



347/60



347/35




268/1



268/2



410/60




410/35



335/61



335/49




417/91



417/60




**WE-A-1**



**268/4**



**273/E**



**410/4**



273/D



216/4



348/39



348/57



417/61



332/60



417WE-C8



1006/1



**335/32**



**1006/2**