

STEALTHTM
SLIM FRAME DOORS

Slim Frame Sliding & Swing Door Systems

Edition #1.2





STEALTH

SLIM FRAME DOORS

'Stealth' refers to the state or quality of not being easily visible or detectable.

Ozone **'Stealth Series'** features slim frame glass doors. Drawing inspiration from the unseen and unheard.

This range features sliding and swing door systems designed for minimalistic hardware, allowing a larger and clear view. These systems enable versatile applications with easy installation. The soft open and soft close mechanism provides users with a smooth and noiseless experience.

Slim Frame Systems

Stealth Slide

Single Sliding (1+1)	6-9
Double Sliding (2+2)	10-13
Synchronised Sliding (2+2)	14-17
Telescopic Sliding (1+2)	18-21
Telescopic Sliding (1+3)	22-25
Invisible Sliding	26-27
Pocket Sliding	28-31

Stealth Swing

Pivoted Framed Door System	34-35
Extended Pivoted Framed Door System	36-37
Frame Door System with Floor Spring	38-39

Stealth Shower

Shower Sliding System (1+1)	42-45
Shower Sliding System (2+1)	46-49
Shower Sliding System (2+2)	50-53

Stealth Swing Shower

Pivoted Framed Shower Door System	54-55
-----------------------------------	-------

Stealth Shower Partition

Slim Frame Shower Partition	56-57
-----------------------------	-------

Stealth Sliding Folding

Sliding Folding with Parking	60-61
------------------------------	-------

Stealth Auto Slide

Bi-Parting Automatic Sliding	64-65
Telescopic Automatic Sliding (1+2)	66-67
Accessories	68





Stealth Slide

It offers sliding systems with optional handles and door-locking mechanisms, prioritizing convenience and security. It also provides versatile glass configuration options achievable through dividers and pasting-grid profiles. One notable feature is the flexibility in customizing door panels and accommodating different ceiling heights to meet specific customer requirements and architectural needs.

Features:

- Soft open & soft close mechanism
- Frontal view with a 16mm visible side
- Ceiling-mounted system
- No bottom track ensures a clear passage without obstruction
- Adjustment for door & fixed panel possible, even after installation
- No gap between the fixed door & floor
- Tested upto 50,000 cycles
- Easy-to-install

Slim Frame Single Sliding System (1+1)



Glass Thickness
8-10mm



Tested
50,000
Cycles



120kg
Weight Carrying
Capacity



Brushed
Antique
Brass

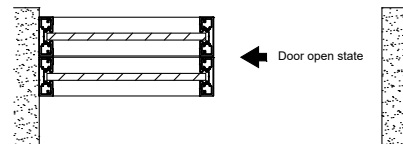
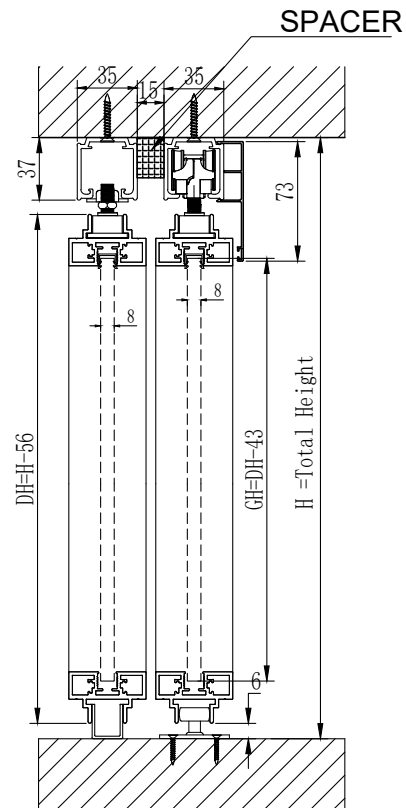
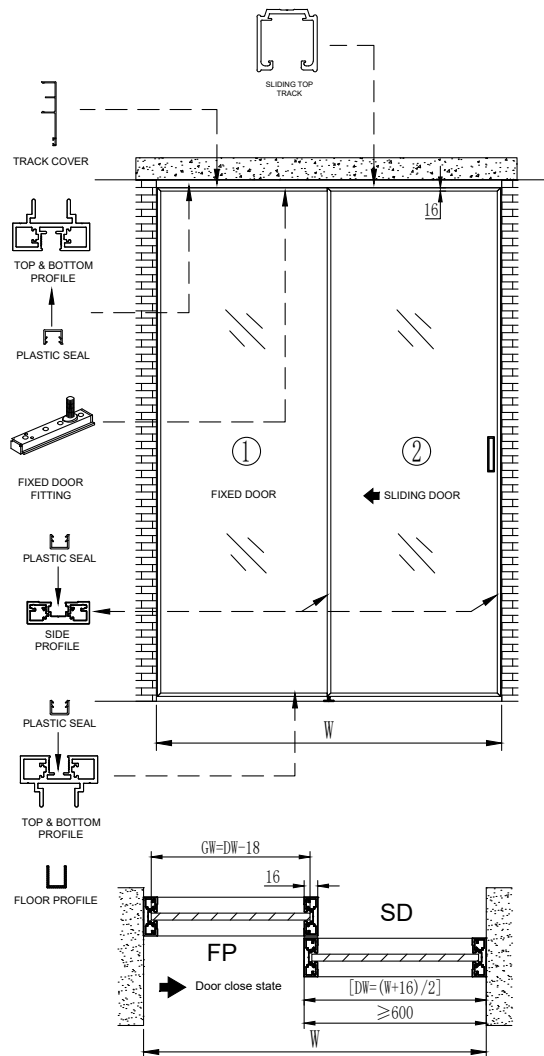


Brushed
Rose
Gold



Black
Matt

Typical Layout



Slim Frame Single Sliding System (1+1)


Specifications

- **Door Configuration** - 1 Fixed + 1 Sliding Door
- **Maximum Door Width** - 1.2mtr
- **Maximum Door Height** - 3mtr
- **Frontal View** - 16mm visible side
- **Applications** - Interiors-Home, Offices & Institutions

Features:

- Soft open & soft close mechanism
- Frontal view with a 16mm visible side
- Ceiling-mounted system
- No bottom track ensures a clear passage without obstruction
- Adjustment for door & fixed panel possible, even after installation
- No gap between the fixed door & floor
- Tested upto 50,000 cycles
- Easy-to-install

Slim Frame Single Sliding System (1+1)



System includes (Hardware & Profile)

Sr No.	Product Code
1	OSTF-SL-SYS-1+1, 2.4Mx3M BM
2	OSTF-SL-SYS-1+1, 2.4Mx3M BRUSHED ANTIQUE BRASS
3	OSTF-SL-SYS-1+1, 2.4Mx3M BRUSHED ROSE GOLD

Optional accessories to be ordered separately*

Slim Framed Sliding System (1+1) Recommended for Max Opening of 2.4x3M (WxH) (1.2M Door Width & 1.2M Fixed Panel)


Sr No.	Code	Description	QTY.	Unit
1	OSTF-SL-SYS-1 KIT STD STD	Sliding Rolling Kit	1	Pc.
2	OSTF-TB 3.65M	Top & Bottom Profile with PVC Gasket for 8mm Glass	2	Pcs.
3	OSTF-VP 3.05M	Vertical Profile with PVC Gasket for 8mm Glass	4	Pcs.
4	OSTF-TT 3.65M	Top Track	2	Pcs
5	OSTF-TC 3.65M	Top Track Cover	2	Pcs.
6	OSTF-FIXED-U-CHANNEL 1.5M	Bottom fix track	1	Pc.
7	OSTF-SCREW-KIT STD	<ul style="list-style-type: none"> • Corner Cleat 10 pcs. • M4x25mm hexagon socket head cap screw SS 10 pcs. • Allen key 1 pc 	2	Pkts.
8	OSTF-TB-EC STD	Bottom profile end cap- 2pcs	1	Set
9	OSTF-TT-SPACER-SL15 STD	Spacer for track alignment - 8PCS	1	Set
10	OSTF-FDF-SET	Fixed door fittings	1	Set

Slim Frame Single Sliding System Components (1+1)




Product Code
OSTF-SL-SYS-1 KIT STD STD

Sliding Door Kit



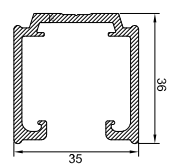
Product Code
OSTF-TB 3.65M BM
OSTF-TB 3.65M BRUSHED ANTIQUE BRASS
OSTF-TB 3.65M BRUSHED ROSE GOLD

Top & Bottom Profile (with PVC Seal)



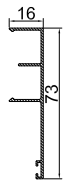
Product Code
OSTF-VP 3.05M BM
OSTF-VP 3.05M BRUSHED ANTIQUE BRASS
OSTF-VP 3.05M BRUSHED ROSE GOLD

Vertical Profile (with PVC Seal)




Product Code
OSTF-TT 3.65M BM
OSTF-TT 3.65M BRUSHED ANTIQUE BRASS
OSTF-TT 3.65M BRUSHED ROSE GOLD

Top Track



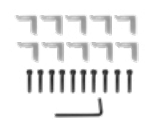
Product Code
OSTF-TC 3.65M BM
OSTF-TC 3.65M BRUSHED ANTIQUE BRASS
OSTF-TC 3.65M BRUSHED ROSE GOLD

Top Track Cover




Product Code
OSTF-FIXED-U-CHANNEL 1.5M BM
OSTF-FIXED-U-CHANNEL 1.5M BRUSHED ANTIQUE BRASS
OSTF-FIXED-U-CHANNEL 1.5M BRUSHED ROSE GOLD

U Channel



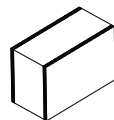
Product Code
OSTF-SCREW-KIT STD SSS
OSTF-SCREW-KIT STD BM

Corner Cleat & Screw Kit



Product Code
OSTF-TB -EC STD BM
OSTF-TB -EC STD BRUSHED ANTIQUE BRASS
OSTF-TB -EC STD BRUSHED ROSE GOLD

End Cap



Product Code
OSTF-TT-SPACER-SL15 STD BM


Spacer for track alignment (with Double-Sided Tape)



Product Code
OSTF-FDF-SET BM


Fixed Door Fittings

Optional Components*



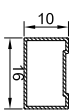
Product Code
OSTF-SL-LOCK STD BM
OSTF-SL-LOCK STD BRUSHED ANTIQUE BRASS
OSTF-SL-LOCK STD BRUSHED ROSE GOLD

Sliding Handle Lock



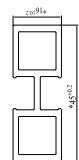
Product Code
OSTF-SL-HANDLE STD BM
OSTF-SL-HANDLE STD BRUSHED ANTIQUE BRASS
OSTF-SL-HANDLE STD BRUSHED ROSE GOLD

Sliding Handle




Product Code
OSTF-PGRIDP-3M BM
OSTF-PGRIDP-3M BRUSHED ANTIQUE BRASS
OSTF-PGRIDP-3M BRUSHED ROSE GOLD

Pasting Grid Profile (with Double-Sided Tape)



Product Code
OSTF-DIVIDER 3M BM
OSTF-DIVIDER 3M BRUSHED ANTIQUE BRASS
OSTF-DIVIDER 3M BRUSHED ROSE GOLD

Divider Profile (with PVC Seal)









Product Code
OSTF-DIVIDER-BUSH STD STD

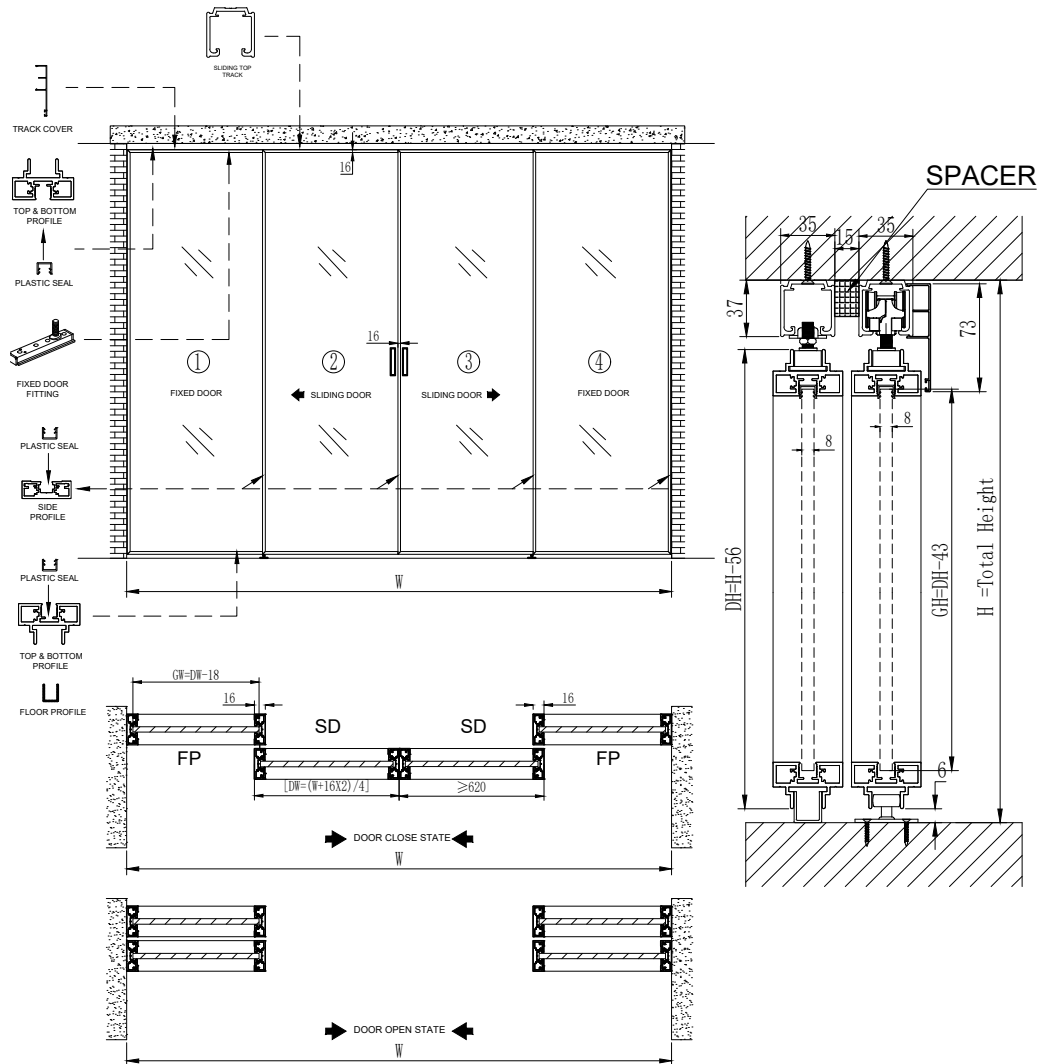
Divider Profile Bush

Slim Frame Double Sliding System (2+2)



- 
 Glass Thickness
8-10mm
- 
 Tested
50,000
 Cycles
- 
120kg
 Weight Carrying
 Capacity
- 
 Brushed
 Antique
 Brass
- 
 Brushed
 Rose
 Gold
- 
 Black
 Matt

Typical Layout



Slim Frame Double Sliding System (2+2)


Specifications

- **Door Configuration** - 2 Fixed + 2 Sliding Doors
- **Maximum Door Width** - 1.2mtr
- **Maximum Door Height** - 3mtr
- **Frontal View** - 16mm visible side
- **Applications** - Interiors-Home, Offices & Institutions

Features:

- Soft open & soft close mechanism
- Frontal view with a 16mm visible side
- Ceiling-mounted system
- No bottom track ensures a clear passage without obstruction
- Adjustment for door & fixed panel possible, even after installation
- No gap between the fixed door & floor
- Tested upto 50,000 cycles
- Easy-to-install

Slim Frame Double Sliding System (2+2)



System includes (Hardware & Profile)

Product Code
OSTF-SL-SYS-2+2, 3.5MX3M BM
OSTF-SL-SYS-2+2, 3.5MX3M BRUSHED ANTIQUE BRASS
OSTF-SL-SYS-2+2, 3.5MX3M BRUSHED ROSE GOLD
OSTF-SL-SYS-2+2, 4.7Mx3M BM
OSTF-SL-SYS-2+2, 4.7Mx3M BRUSHED ANTIQUE BRASS
OSTF-SL-SYS-2+2, 4.7Mx3M BRUSHED ROSE GOLD

Optional accessories to be ordered separately*

Frame Sliding System (2+2)

Recommended for Max Opening of 3.5x3M (WxH)
(1.2M Door Width & 1.2M Fixed Panel)

Sr No.	Code	Description	QTY.	Unit
1	OSTF-SL-SYS-1 KIT STD	Sliding Rolling Kit	2	Pcs.
2	OSTF-TB 3.65M	Top & Bottom Profile with PVC Gasket for 8mm Glass	2	Pcs.
3	OSTF-VP 3.05M	Vertical Profile with PVC Gasket for 8mm Glass	8	Pcs.
4	OSTF-TT 3.65M	Top Track	2	Pcs.
5	OSTF-TC 3.65M	Top Track Cover	2	Pcs.
6	OSTF-FIXED-U-CHANNEL 1.5M	Bottom fix track	2	Pcs.
7	OSTF-SCREW-KIT STD	<ul style="list-style-type: none"> • Corner Cleat 10 pcs. • M4x25mm hexagon socket head cap screw SS 10 pcs. • Alen key 1 pc 	4	Pkts.
8	OSTF-TB-EC STD	Bottom profile end cap- 2pcs	2	Set
9	OSTF-TT-SPACER-SL15 STD	Spacer for track alignment - 8pcs	1	Set
10	OSTF-FDF-SET	Fixed door fittings	2	Set

Frame Sliding System (2+2)

Recommended for Max Opening of 4.7x3M (WxH)
(1.2M Door Width & 1.2M Fixed Panel)


Sr No.	Code	Description	QTY.	Unit
1	OSTF-SL-SYS-1 KIT STD	Sliding Rolling Kit	2	Pcs.
2	OSTF-TB-4.85M BM	Top & Bottom Profile with PVC Gasket for 8mm Glass	2	Pcs.
3	OSTF-VP 3.05M	Vertical Profile with PVC Gasket for 8mm Glass	8	Pcs.
4	OSTF-TT 4.85M	Top Track	2	Pcs.
5	OSTF-TC 4.85M	Top Track Cover	2	Pcs.
6	OSTF-FIXED-U-CHANNEL 1.5M	Bottom fix track	2	Pcs.
7	OSTF-SCREW-KIT STD	<ul style="list-style-type: none"> • Corner Cleat 10 pcs. • M4x25mm hexagon socket head cap screw SS 10 pcs. • Alen key 1 pc 	4	Pkts.
8	OSTF-TB-EC STD	Bottom profile end cap- 2pcs	2	Set
9	OSTF-TT-SPACER-SL15 STD	Spacer for track alignment - 8pcs	1	Set
10	OSTF-FDF-SET	Fixed door fittings	2	Set

Sliding System Components (2+2)




Product Code
OSTF-SL-SYS-1 KIT STD STD

Sliding Door Kit



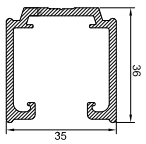
Product Code
OSTF-TB 3.65M BM
OSTF-TB 3.65M BRUSHED ANTIQUE BRASS
OSTF-TB 3.65M BRUSHED ROSE GOLD
OSTF-TB 4.85M BM
OSTF-TB 4.85M BRUSHED ANTIQUE BRASS
OSTF-TB 4.85M BRUSHED ROSE GOLD

Top & Bottom Profile (with PVC Seal)



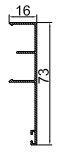
Product Code
OSTF-VP 3.05M BM
OSTF-VP 3.05M BRUSHED ANTIQUE BRASS
OSTF-VP 3.05M BRUSHED ROSE GOLD

Vertical Profile (with PVC Seal)




Product Code
OSTF-TT 3.65M BM
OSTF-TT 3.65M BRUSHED ANTIQUE BRASS
OSTF-TT 3.65M BRUSHED ROSE GOLD
OSTF-TT 4.85M BM
OSTF-TT 4.85M BRUSHED ANTIQUE BRASS
OSTF-TT 4.85M BRUSHED ROSE GOLD

Top Track




Product Code
OSTF-TC 3.65M BM
OSTF-TC 3.65M BRUSHED ANTIQUE BRASS
OSTF-TC 3.65M BRUSHED ROSE GOLD
OSTF-TC 4.85M BM
OSTF-TC 4.85M BRUSHED ANTIQUE BRASS
OSTF-TC 4.85M BRUSHED ROSE GOLD

Top Track Cover




Product Code
OSTF-FIXED-U-CHANNEL 1.5M BM
OSTF-FIXED-U-CHANNEL 1.5M BRUSHED ANTIQUE BRASS
OSTF-FIXED-U-CHANNEL 1.5M BRUSHED ROSE GOLD

U Channel



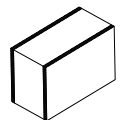
Product Code
OSTF-SCREW-KIT STD SSS
OSTF-SCREW-KIT STD BM

Corner Cleat & Screw Kit



Product Code
OSTF-TB -EC STD BM
OSTF-TB -EC STD BRUSHED ANTIQUE BRASS
OSTF-TB -EC STD BRUSHED ROSE GOLD

End Cap



Product Code
OSTF-TT-SPACER-SL15 STD BM


Spacer for track alignment (with Double-Sided Tape)



Product Code
OSTF-FDF-SET BM


Fixed Door Fittings

Optional Components*



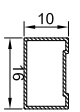
Product Code
OSTF-SL-LOCK STD BM
OSTF-SL-LOCK STD BRUSHED ANTIQUE BRASS
OSTF-SL-LOCK STD BRUSHED ROSE GOLD

Sliding Handle Lock



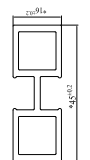
Product Code
OSTF-SL-HANDLE STD BM
OSTF-SL-HANDLE STD BRUSHED ANTIQUE BRASS
OSTF-SL-HANDLE STD BRUSHED ROSE GOLD

Sliding Handle




Product Code
OSTF-PGRIDP-3M BM
OSTF-PGRIDP-3M BRUSHED ANTIQUE BRASS
OSTF-PGRIDP-3M BRUSHED ROSE GOLD

Pasting Grid Profile (with Double-Sided Tape)



Product Code
OSTF-DIVIDER 3M BM
OSTF-DIVIDER 3M BRUSHED ANTIQUE BRASS
OSTF-DIVIDER 3M BRUSHED ROSE GOLD

Divider Profile (with PVC Seal)



Product Code
OSTF-DIVIDER-BUSH STD STD

Divider Profile Bush

Slim Frame Synchronised Sliding System (2+2)



Glass Thickness
8-10mm



Tested
50,000
Cycles



120KG
Weight
Carrying
Capacity



Brushed
Antique
Brass

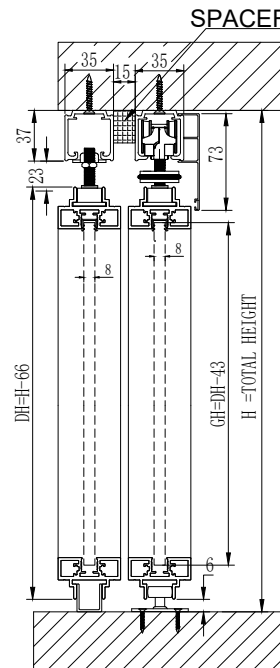
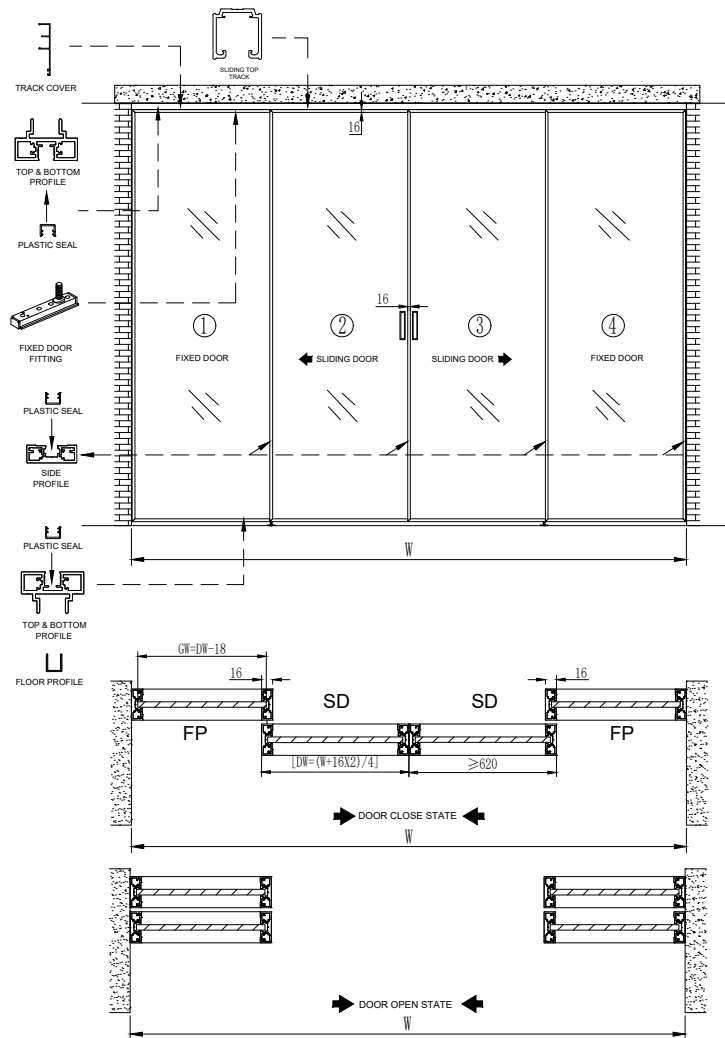


Brushed
Rose
Gold



Black
Matt

Typical Layout



Slim Frame Synchronised Sliding System (2+2)

Specifications

- **Door Configuration** - 2 Fixed + 2 Sliding Doors
- **Maximum Door Width** - 1.2mtr
- **Maximum Door Height** - 3mtr
- **Frontal View** - 16mm visible side
- **Applications** - Interiors-Home, Offices & Institutions


Features:

- Soft open & soft close mechanism
- Frontal view with a 16mm visible side
- Ceiling-mounted system
- No bottom track ensures a clear passage without obstruction
- Adjustment for door & fixed panel possible, even after installation
- No gap between the fixed door & floor
- Tested upto 50,000 cycles
- Easy-to-install



WATCH VIDEO

Slim Frame Synchronised Sliding System (2+2)



System includes (Hardware & Profile)

Product Code
OSTF-SYN-SYS-2+2, 3.5MX3M BM
OSTF-SYN-SYS-2+2, 3.5MX3M BRUSHED ANTIQUE BRASS
OSTF-SYN-SYS-2+2, 3.5MX3M BRUSHED ROSE GOLD
OSTF-SYN-SYS-2+2, 4.7MX3M BM
OSTF-SYN-SYS-2+2, 4.7MX3M BRUSHED ANTIQUE BRASS
OSTF-SYN-SYS-2+2, 4.7MX3M BRUSHED ROSE GOLD

Optional accessories to be ordered separately*

Frame Synchronised Sliding System (2+2) Recommended for Max Opening of 3.5x3M (WxH) (1.2M Door Width & 1.2M Fixed Panel)

Sr No.	Code	Description	QTY.	Unit
1	OSTF-SYN-SYS-(2+2)KIT STD STD	Sliding Rolling Kit	1	Pc.
2	OSTF-TB 3.65M	Top & Bottom Profile with PVC Gasket for 8mm Glass	2	Pcs.
3	OSTF-VP 3.05M	Vertical Profile with PVC Gasket for 8mm Glass	8	Pcs.
4	OSTF-TT 3.65M	Top Track	2	Pcs.
5	OSTF-TC 3.65M	Top Track Cover	2	Pcs.
6	OSTF-FIXED-U-CHANNEL 1.5M	Bottom fix track	2	Pcs.
7	OSTF-SCREW-KIT STD	<ul style="list-style-type: none"> • Corner Cleat 10 pcs. • M4x25mm hexagon socket head cap screw SS 10 pcs. • Alen key 1 pc 	4	Pkts.
8	OSTF-TB-EC STD	Bottom profile end cap- 2pcs	2	Set
9	OSTF-TT-SPACER-SL15 STD	Spacer for track alignment - 8pcs	1	Set

Frame Sliding System (2+2) Recommended for Max Opening of 4.7x3M (WxH) (1.2M Door Width & 1.2M Fixed Panel)


Sr No.	Code	Description	QTY.	Unit
1	OSTF-SYN-SYS-(2+2)KIT STD STD	Sliding Rolling Kit	1	Pc.
2	OSTF-TB-4.85M	Top & Bottom Profile with PVC Gasket for 8mm Glass	2	Pcs.
3	OSTF-VP 3.05M	Vertical Profile with PVC Gasket for 8mm Glass	8	Pcs.
4	OSTF-TT 4.85M	Top Track	2	Pcs.
5	OSTF-TC 4.85M	Top Track Cover	2	Pcs.
6	OSTF-FIXED-U-CHANNEL 1.5M	Bottom fix track	2	Pcs.
7	OSTF-SCREW-KIT STD	<ul style="list-style-type: none"> • Corner Cleat 10 pcs. • M4x25mm hexagon socket head cap screw SS 10 pcs. • Alen key 1 pc 	4	Pkts.
8	OSTF-TB-EC STD	Bottom profile end cap- 2pcs	2	Set
9	OSTF-TT-SPACER-SL15 STD	Spacer for track alignment - 8pcs	2	Set

Slim Frame Synchronised Sliding System Components (2+2)




Product Code
OSTF-SYN-SYS-(2+2) KIT STD STD BM

Sliding Door Kit



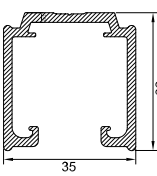
Product Code
OSTF-TB 3.65M BM
OSTF-TB 3.65M BRUSHED ANTIQUE BRASS
OSTF-TB 3.65M BRUSHED ROSE GOLD
OSTF-TB 4.85M BM
OSTF-TB 4.85M BRUSHED ANTIQUE BRASS
OSTF-TB 4.85M BRUSHED ROSE GOLD

Top & Bottom Profile (with PVC Seal)



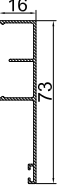
Product Code
OSTF-VP 3.05M BM
OSTF-VP 3.05M BRUSHED ANTIQUE BRASS
OSTF-VP 3.05M BRUSHED ROSE GOLD

Vertical Profile (with PVC Seal)




Product Code
OSTF-TT 3.65M BM
OSTF-TT 3.65M BRUSHED ANTIQUE BRASS
OSTF-TT 3.65M BRUSHED ROSE GOLD
OSTF-TT 4.85M BM
OSTF-TT 4.85M BRUSHED ANTIQUE BRASS
OSTF-TT 4.85M BRUSHED ROSE GOLD

Top Track




Product Code
OSTF-TC 3.65M BM
OSTF-TC 3.65M BRUSHED ANTIQUE BRASS
OSTF-TC 3.65M BRUSHED ROSE GOLD
OSTF-TC 4.85M BM
OSTF-TC 4.85M BRUSHED ANTIQUE BRASS
OSTF-TC 4.85M BRUSHED ROSE GOLD

Top Track Cover




Product Code
OSTF-FIXED-U-CHANNEL 1.5M BM
OSTF-FIXED-U-CHANNEL 1.5M BRUSHED ANTIQUE BRASS
OSTF-FIXED-U-CHANNEL 1.5M BRUSHED ROSE GOLD

U Channel



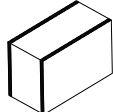
Product Code	MRP per pkt.
OSTF-SCREW-KIT STD SSS	390
OSTF-SCREW-KIT STD BM	390

Corner Cleat & Screw Kit



Product Code	MRP per set
OSTF-TB -EC STD BM	150
OSTF-TB -EC STD BRUSHED ANTIQUE BRASS	175
OSTF-TB -EC STD BRUSHED ROSE GOLD	175


End Cap



Product Code	MRP per pkt.
OSTF-TT-SPACER-SL15 STD BM	200


Spacer for track alignment (with Double-Sided Tape)

Optional Components*



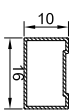
Product Code
OSTF-SL-LOCK STD BM
OSTF-SL-LOCK STD BRUSHED ANTIQUE BRASS
OSTF-SL-LOCK STD BRUSHED ROSE GOLD

Sliding Handle Lock



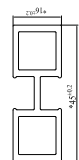
Product Code
OSTF-SL-HANDLE STD BM
OSTF-SL-HANDLE STD BRUSHED ANTIQUE BRASS
OSTF-SL-HANDLE STD BRUSHED ROSE GOLD

Sliding Handle




Product Code
OSTF-PGRIDP-3M BM
OSTF-PGRIDP-3M BRUSHED ANTIQUE BRASS
OSTF-PGRIDP-3M BRUSHED ROSE GOLD

Pasting Grid Profile (with Double-Sided Tape)



Product Code
OSTF-DIVIDER 3M BM
OSTF-DIVIDER 3M BRUSHED ANTIQUE BRASS
OSTF-DIVIDER 3M BRUSHED ROSE GOLD

Divider Profile (with PVC Seal)









Product Code
OSTF-DIVIDER-BUSH STD STD

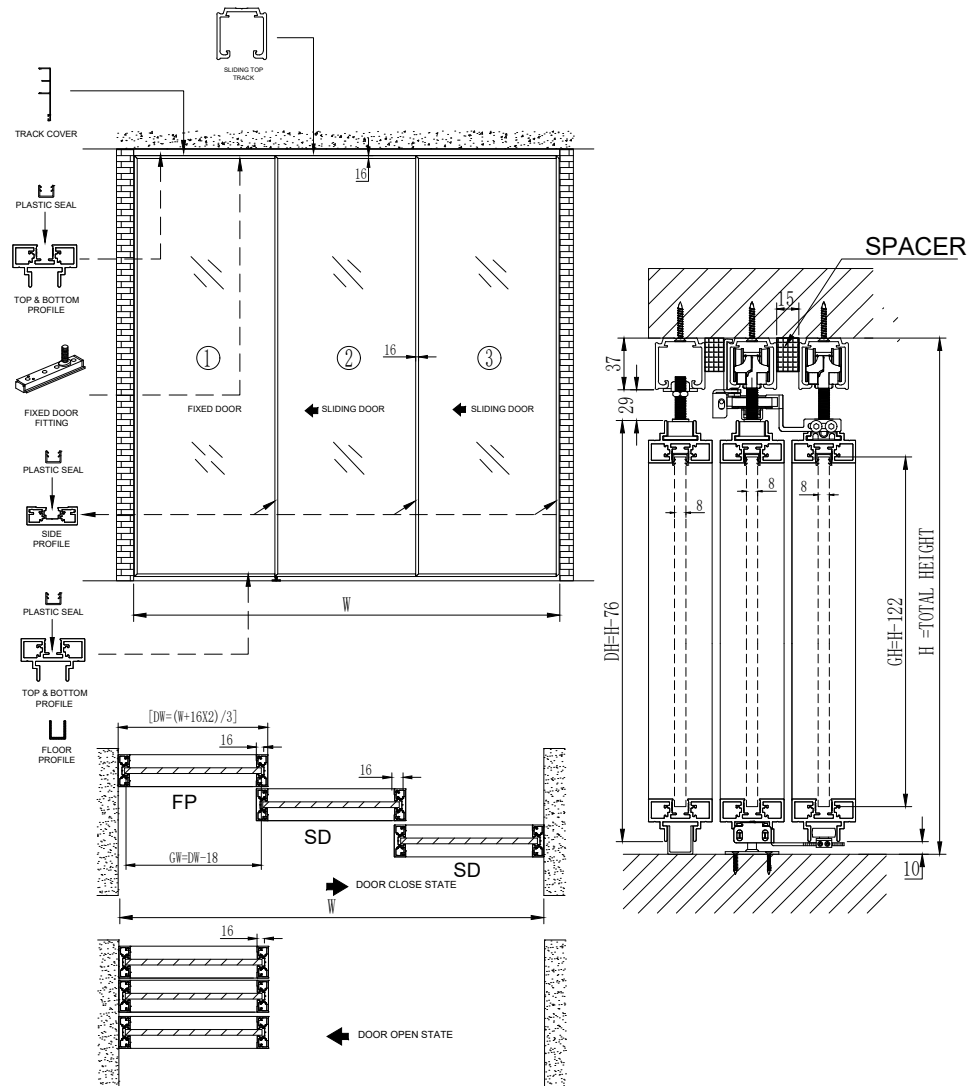
Divider Profile Bush

Slim Frame Telescopic Sliding System (1+2)



- 
 Glass Thickness
8-10mm
- 
 Tested
50,000
Cycles
- 
 120KG
Weight Carrying
Capacity
- 
 Brushed
Antique
Brass
- 
 Brushed
Rose
Gold
- 
 Black
Matt

Typical Layout



Slim Frame Telescopic Sliding System (1+2)

Specifications

- **Door Configuration** - 1 Fixed + 2 Sliding Doors
- **Maximum Door Width** - 1.2mtr
- **Maximum Door Height** - 3mtr
- **Frontal View** - 16mm visible side
- **Applications** - Interiors-Home, Offices & Institutions

Features:

- Soft open & soft close mechanism
- Frontal view with a 16mm visible side
- Ceiling-mounted system
- No bottom track ensures a clear passage without obstruction
- Adjustment for door & fixed panel possible, even after installation
- No gap between the fixed door & floor
- Tested upto 50,000 cycles
- Easy-to-install

Slim Frame Telescopic Sliding System (1+2)



Slim Frame Telescopic Sliding System (1+2)
Recommended for Max Opening of 3.5x3M (WxH)
(1.2M Door Width & 1.2M Fixed Panel)

Sr No.	Code	Description	QTY.	Unit
1	OSTF-T-SYS-(1+2) KIT STD STD	Sliding Rolling Kit	1	Pc.
2	OSTF-TB 3.65M	Top & Bottom Profile with PVC Gasket for 8mm Glass	2	Pcs.
3	OSTF-VP 3.05M	Vertical Profile with PVC Gasket for 8mm Glass	6	Pcs.
4	OSTF-TT 3.65M	Top Track	3	Pcs.
5	OSTF-TC 3.65M	Top Track Cover	2	Pcs.
6	OSTF-FIXED-U-CHANNEL 1.5M	Bottom fix track	1	Pc.
7	OSTF-SCREW-KIT STD	<ul style="list-style-type: none"> • Corner Cleat 10 pcs. • M4x25mm hexagon socket head cap screw SS 10 pcs. • Allen key 1 pc 	3	Pkts.
8	OSTF-TB-EC STD	Bottom profile end cap- 2pcs	1	Set
9	OSTF-TT-SPACER-SL15 STD	Spacer for track alignment - 8PCS	2	Set

System includes (Hardware & Profile)

Sr No.	Product Code
1	OSTF-T-SYS-1+2, 3.5MX3M BM
2	OSTF-T-SYS-1+2, 3.5MX3M BRUSHED ANTIQUE BRASS
3	OSTF-T-SYS-1+2, 3.5MX3M BRUSHED ROSE GOLD


Optional accessories to be ordered separately*

Slim Frame Telescopic Sliding System Components (1+2)




Product Code
OSTF-T-SYS-(1+2) KIT STD STD

Sliding Door Kit



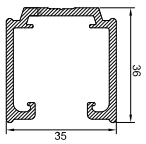
Product Code
OSTF-TB 3.65M BM
OSTF-TB 3.65M BAB
OSTF-TB 3.65M BRUSHED ROSE GOLD

Top & Bottom Profile (with PVC Seal)



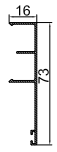
Product Code
OSTF-VP 3.05M BM
OSTF-VP 3.05M BRUSHED ANTIQUE BRASS
OSTF-VP 3.05M BRUSHED ROSE GOLD

Vertical Profile (with PVC Seal)




Product Code
OSTF-TT 3.65M BM
OSTF-TT 3.65M BRUSHED ANTIQUE BRASS
OSTF-TT 3.65M BRUSHED ROSE GOLD

Top Track



Product Code
OSTF-TC 3.65M BM
OSTF-TC 3.65M BRUSHED ANTIQUE BRASS
OSTF-TC 3.65M BRUSHED ROSE GOLD

Top Track Cover




Product Code
OSTF-FIXED-U-CHANNEL 1.5M BM
OSTF-FIXED-U-CHANNEL 1.5M BRUSHED ANTIQUE BRASS
OSTF-FIXED-U-CHANNEL 1.5M BRUSHED ROSE GOLD

U Channel



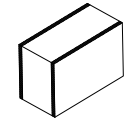
Product Code
OSTF-SCREW-KIT STD SSS
OSTF-SCREW-KIT STD BM

Corner Cleat & Screw Kit



Product Code
OSTF-TB-EC STD BM
OSTF-TB-EC STD BRUSHED ANTIQUE BRASS
OSTF-TB-EC STD BRUSHED ROSE GOLD


End Cap



Product Code
OSTF-TT-SPACER-SL15 STD BM


Spacer for track alignment (with Double-Sided Tape)

Optional Components*



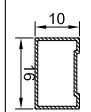
Product Code
OSTF-SL-LOCK STD BM
OSTF-SL-LOCK STD BRUSHED ANTIQUE BRASS
OSTF-SL-LOCK STD BRUSHED ROSE GOLD

Sliding Handle Lock



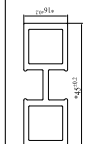
Product Code
OSTF-SL-HANDLE STD BM
OSTF-SL-HANDLE STD BRUSHED ANTIQUE BRASS
OSTF-SL-HANDLE STD BRUSHED ROSE GOLD

Sliding Handle




Product Code
OSTF-PGRIDP-3M BM
OSTF-PGRIDP-3M BRUSHED ANTIQUE BRASS
OSTF-PGRIDP-3M BRUSHED ROSE GOLD

Pasting Grid Profile (with Double-Sided Tape)



Product Code
OSTF-DIVIDER 3M BM
OSTF-DIVIDER 3M BRUSHED ANTIQUE BRASS
OSTF-DIVIDER 3M BRUSHED ROSE GOLD

Divider Profile (with PVC Seal)



Product Code
OSTF-DIVIDER-BUSH STD STD

Divider Profile Bush

Slim Frame Telescopic Sliding System (1+3)



Glass Thickness
8-10mm



Tested
50,000
Cycles



120KG
Weight Carrying
Capacity



Brushed
Antique
Brass

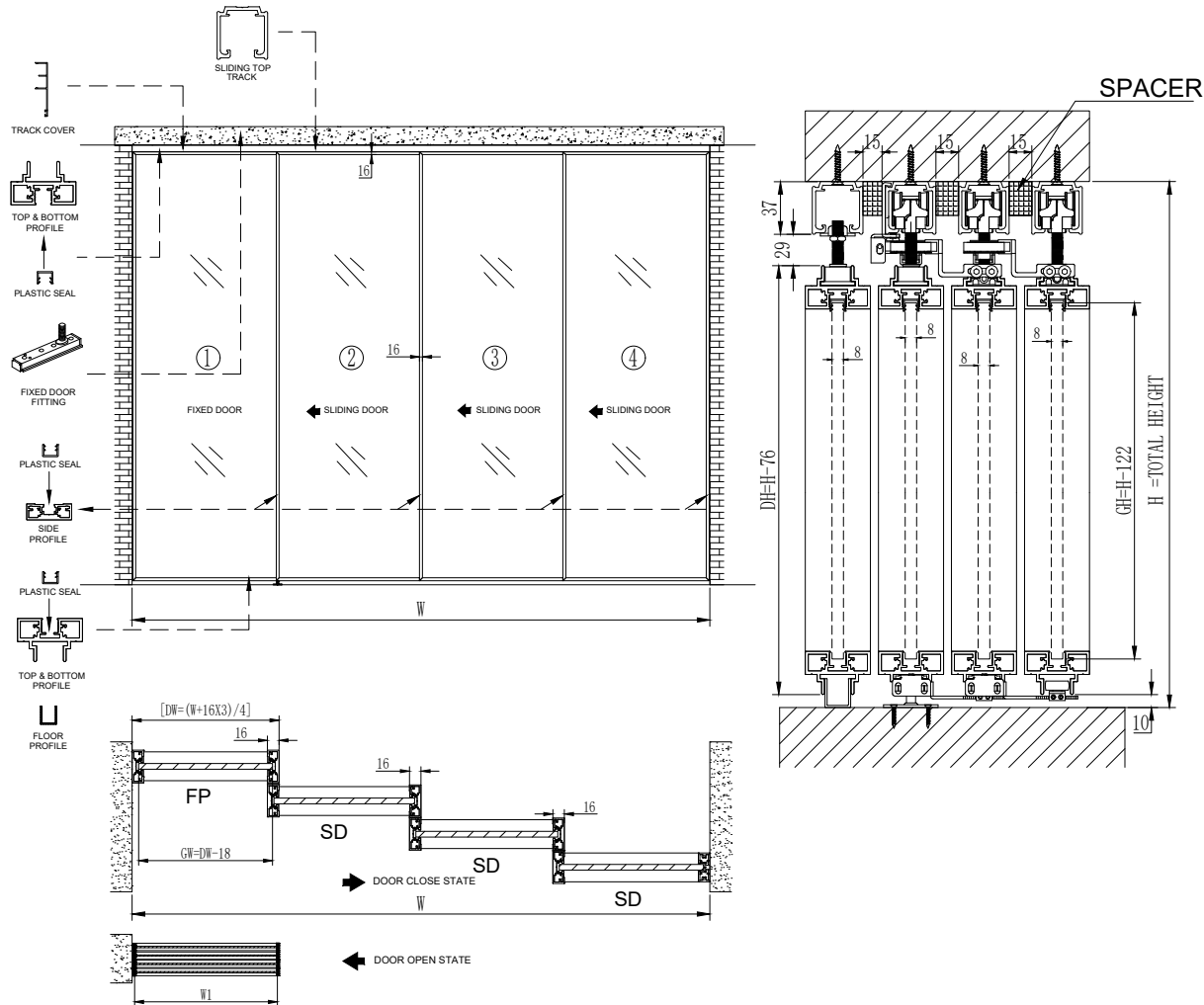


Brushed
Rose
Gold



Black
Matt

Typical Layout



Slim Frame Telescopic Sliding System (1+3)

Specifications

- **Door Configuration** - 1 Fixed + 3 Sliding Doors
- **Maximum Door Width** - 1.2mtr
- **Maximum Door Height** - 3mtr
- **Frontal View** - 16mm visible side
- **Applications** - Interiors-Home, Offices & Institutions


Features:

- Soft open & soft close mechanism
- Frontal view with a 16mm visible side
- Ceiling-mounted system
- No bottom track ensures a clear passage without obstruction
- Adjustment for door & fixed panel possible, even after installation
- No gap between the fixed door & floor
- Tested upto 50,000 cycles
- Easy-to-install



QR CODE

Slim Frame Telescopic Sliding System (1+3)



System includes (Hardware & Profile)

Product Code
OSTF-T-SYS-1+3, 3.5MX3M BM
OSTF-T-SYS-1+3, 3.5MX3M BRUSHED ANTIQUE BRASS
OSTF-T-SYS-1+3, 3.5MX3M BRUSHED ROSE GOLD
OSTF-T-SYS-1+3, 4.7MX3M BM
OSTF-T-SYS-1+3, 4.7MX3M BRUSHED ANTIQUE BRASS
OSTF-T-SYS-1+3, 4.7MX3M BRUSHED ROSE GOLD

Optional accessories to be ordered separately*


Slim Frame Telescopic Sliding System (1+3) Recommended for Max Opening of 3.5x3M (WxH) (1.2M Door Width & 1.2M Fixed Panel)

Sr No.	Code	Description	QTY.	Unit
1	OSTF-T-SYS-(1+3) KIT STD	Sliding Rolling Kit	1	Pc.
2	OSTF-TB 3.65M	Top & Bottom Profile with PVC Gasket for 8mm Glass	2	Pcs.
3	OSTF-VP 3.05M	Vertical Profile with PVC Gasket for 8mm Glass	8	Pcs.
4	OSTF-TT 3.65M	Top Track	4	Pcs.
5	OSTF-TC 3.65M	Top Track Cover	2	Pcs.
6	OSTF-FIXED-U-CHANNEL 1.5M	Bottom fix track	1	Pc
7	OSTF-SCREW-KIT STD	<ul style="list-style-type: none"> • Corner Cleat 10 pcs. • M4x25mm hexagon socket head cap screw SS 10 pcs. • Alen key 1 pc 	4	Pkts.
8	OSTF-TB-EC STD	Bottom profile end cap- 2pcs	1	Set
9	OSTF-TT-SPACER-SL15 STD	Spacer for track alignment - 8pcs	3	Set

Slim Frame Telescopic Sliding System (1+3) Recommended for Max Opening of 4.7x3M (WxH) (1.2M Door Width & 1.2M Fixed Panel)


Sr No.	Code	Description	QTY.	Unit
1	OSTF-T-SYS-(1+3) KIT STD	Sliding Rolling Kit	1	Pc.
2	OSTF-TB 4.85M	Top & Bottom Profile with PVC Gasket for 8mm Glass	2	Pcs.
3	OSTF-VP 3.05M	Vertical Profile with PVC Gasket for 8mm Glass	8	Pcs.
4	OSTF-TT 4.85M	Top Track	4	Pcs.
5	OSTF-TC 4.85M	Top Track Cover	2	Pcs.
6	OSTF-FIXED-U-CHANNEL 1.5M	Bottom fix track	1	Pc.
7	OSTF-SCREW-KIT STD	<ul style="list-style-type: none"> • Corner Cleat 10 pcs. • M4x25mm hexagon socket head cap screw SS 10 pcs. • Alen key 1 pc 	4	Pkts.
8	OSTF-TB-EC STD	Bottom profile end cap- 2pcs	1	Set
9	OSTF-TT-SPACER-SL15 STD	Spacer for track alignment - 8pcs	3	Set

Slim Frame Telescopic Sliding System Components (1+3)




Product Code
OSTF-T-SYS-(1+3) KIT STD BM

Sliding Door Kit



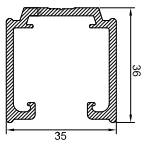
Product Code
OSTF-TB 3.65M BM
OSTF-TB 3.65M BRUSHED ANTIQUE BRASS
OSTF-TB 3.65M BRUSHED ROSE GOLD
OSTF-TB 4.85M BM
OSTF-TB 4.85M BRUSHED ANTIQUE BRASS
OSTF-TB 4.85M BRUSHED ROSE GOLD

Top & Bottom Profile (with PVC Seal)



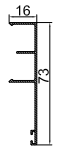
Product Code
OSTF-VP 3.05M BM
OSTF-VP 3.05M BRUSHED ANTIQUE BRASS
OSTF-VP 3.05M BRUSHED ROSE GOLD

Vertical Profile (with PVC Seal)




Product Code
OSTF-TT 3.65M BM
OSTF-TT 3.65M BRUSHED ANTIQUE BRASS
OSTF-TT 3.65M BRUSHED ROSE GOLD
OSTF-TT 4.85M BM
OSTF-TT 4.85M BRUSHED ANTIQUE BRASS
OSTF-TT 4.85M BRUSHED ROSE GOLD

Top Track




Product Code
OSTF-TC 3.65M BM
OSTF-TC 3.65M BAB
OSTF-TC 3.65M BRUSHED ROSE GOLD
OSTF-TC 4.85M BM
OSTF-TC 4.85M BRUSHED ANTIQUE BRASS
OSTF-TC 4.85M BRUSHED ROSE GOLD

Top Track Cover




Product Code
OSTF-FIXED-U-CHANNEL 1.5M BM
OSTF-FIXED-U-CHANNEL 1.5M BRUSHED ANTIQUE BRASS
OSTF-FIXED-U-CHANNEL 1.5M BRUSHED ROSE GOLD

U Channel



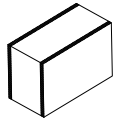
Product Code
OSTF-SCREW-KIT STD SSS
OSTF-SCREW-KIT STD BM

Corner Cleat & Screw Kit



Product Code
OSTF-TB -EC STD BM
OSTF-TB -EC STD BRUSHED ANTIQUE BRASS
OSTF-TB -EC STD BRUSHED ROSE GOLD


End Cap



Product Code
OSTF-TT-SPACER-SL15 STD BM


Spacer for track alignment (with Double-Sided Tape)

Optional Components*



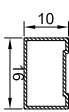
Product Code
OSTF-SL-LOCK STD BM
OSTF-SL-LOCK STD BRUSHED ANTIQUE BRASS
OSTF-SL-LOCK STD BRUSHED ROSE GOLD

Sliding Handle Lock



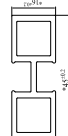
Product Code
OSTF-SL-HANDLE STD BM
OSTF-SL-HANDLE STD BRUSHED ANTIQUE BRASS
OSTF-SL-HANDLE STD BRUSHED ROSE GOLD

Sliding Handle




Product Code
OSTF-PGRIDP-3M BM
OSTF-PGRIDP-3M BRUSHED ANTIQUE BRASS
OSTF-PGRIDP-3M BRUSHED ROSE GOLD

Pasting Grid Profile (with Double-Sided Tape)



Product Code
OSTF-DIVIDER 3M BM
OSTF-DIVIDER 3M BRUSHED ANTIQUE BRASS
OSTF-DIVIDER 3M BRUSHED ROSE GOLD

Divider Profile (with PVC Seal)



Product Code
OSTF-DIVIDER-BUSH STD STD

Divider Profile Bush

Slim Frame Invisible Sliding System



Glass
Thickness
8mm



Tested
50,000
Cycles



Weight
Carrying
Capacity
80KG



Black
Matt

Slim Frame Pocket Sliding System



Glass
Thickness
8mm



Tested
50,000
Cycles

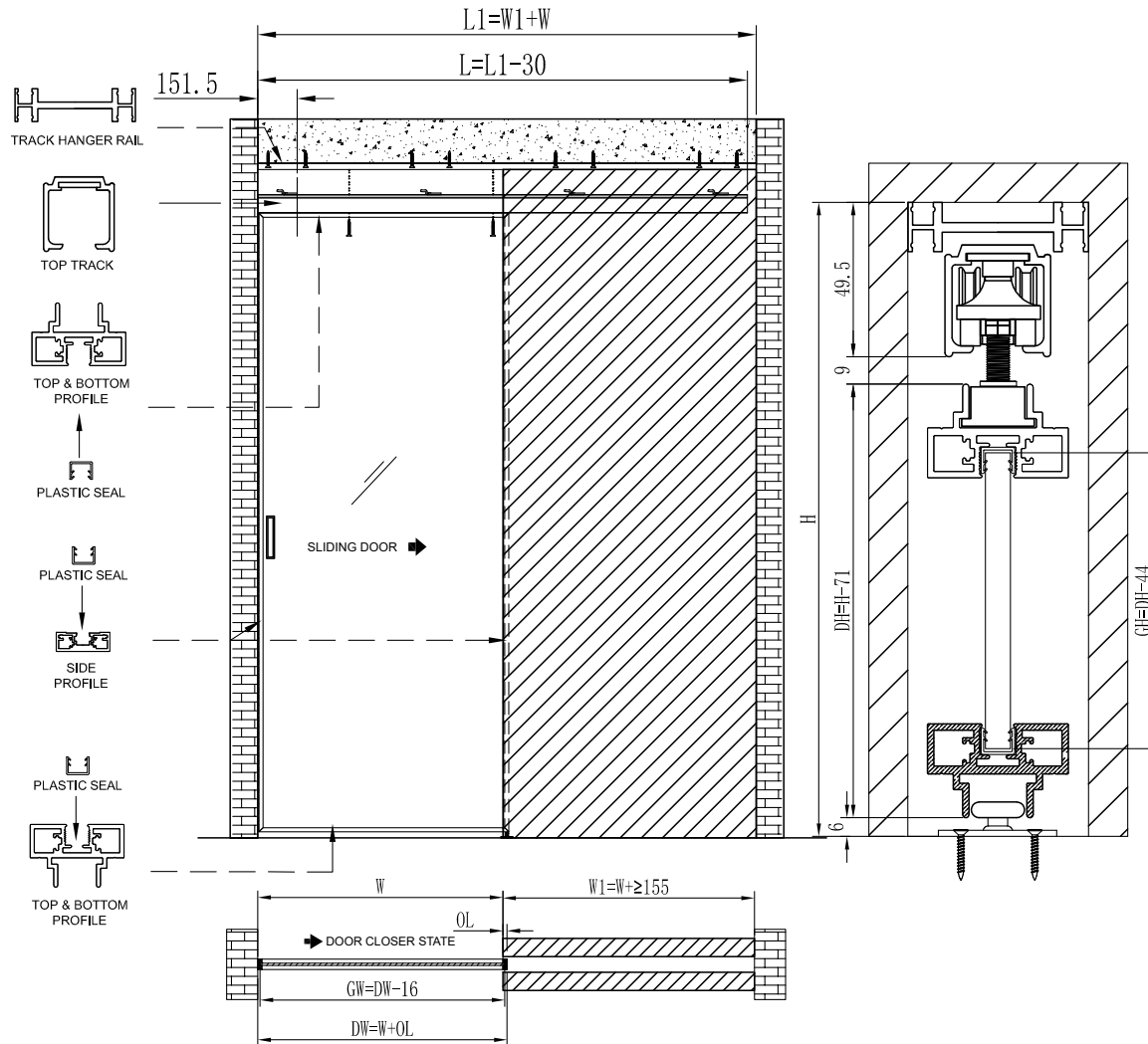


80KG
Weight
Carrying
Capacity



Black
Matt

Typical Layout



Slim Frame Pocket Sliding System

Specifications

- **Door Configuration** - Sliding Door
- **Maximum Door Width & Height** - 1.2 x 2.7mtr
- **Frontal View** - 16mm visible side
- **Applications** - Interiors-Home, Offices & Institutions


Features:

- Soft close & push open mechanism
- Frontal view with a 16mm visible side
- Ceiling mounted system
- Tested upto 50,000 cycles
- **Door service can be done without dismantling the track.**
- **No steel framed structure is required to create the pocket.**
- Easy-to-install



QR CODE

Slim Frame Pocket Sliding System



Slim Frame Pocket Sliding System Recommended for Max Opening of 2.4x3M (WxH) (1.1M Door Width)

Sr No.	Code	Description	QTY.	Unit
1	OSTF-PKT-KIT STD STD	Sliding Door Kit	1	Pc.
2	OSTF-PKT-TT 3M	Top Track	1	Pc.
3	OSTF-PKT-SP 3M	Support Plate for Pocket Door	1	Pc.
4	OSTF-TB 3.65M	Top & Bottom Profile with PVC Gasket for 8mm Glass	1	Pc.
5	OSTF-VP 3.05M	Vertical Profile with PVC Gasket for 8mm Glass	2	Pcs.
6	OSTF-SCREW-KIT STD	<ul style="list-style-type: none"> • Corner Cleat 10 pcs. • M4x25mm hexagon socket head cap screw SS 10 pcs. • Allen key 1 pc 	1	Pkt.

System includes (Hardware & Profile)

Sr No.	Product Code
1	OSTF-PKT-SYS STD BM

Optional accessories to be ordered separately*

Slim Frame Pocket Sliding System Components




Sliding Door Kit




Top Track 3mtr. X 1 Pc.




Support Plate for Pocket Door 3mtr. X 1 Pc.



Vertical Profile



Top & Bottom Profile



Corner Cleat & Screw Kit

Optional Components*

Product Code
OSTF-SL-LOCK STD BM
OSTF-SL-LOCK STD BRUSHED ANTIQUE BRASS
OSTF-SL-LOCK STD BRUSHED ROSE GOLD

Sliding Handle Lock

Product Code
OSTF-SL-HANDLE STD BM
OSTF-SL-HANDLE STD BRUSHED ANTIQUE BRASS
OSTF-SL-HANDLE STD BRUSHED ROSE GOLD

Sliding Handle

Product Code
OSTF-PGRIDP-3M BM
OSTF-PGRIDP-3M BRUSHED ANTIQUE BRASS
OSTF-PGRIDP-3M BRUSHED ROSE GOLD

Pasting Grid Profile (with Double-Sided Tape)

Product Code
OSTF-DIVIDER 3M BM
OSTF-DIVIDER 3M BRUSHED ANTIQUE BRASS
OSTF-DIVIDER 3M BRUSHED ROSE GOLD

Divider Profile (with PVC Seal)

Product Code
OSTF-DIVIDER-BUSH STD STD

Divider Profile Bush



Stealth Swing



The icon is a square with a thin border. Inside the square, there are two diagonal lines forming an 'X' shape, and a small square in the top right corner.

It offers versatile door systems with Magnetic Door Lock functionality, enhancing security while maintaining a sleek and modern design. These systems provide customizable door size options tailored to meet specific customer requirements / architectural needs.

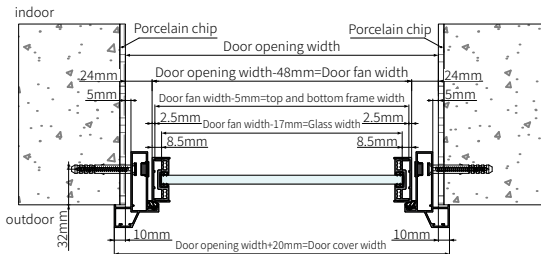
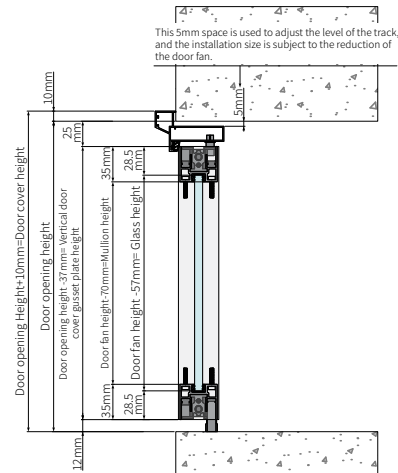
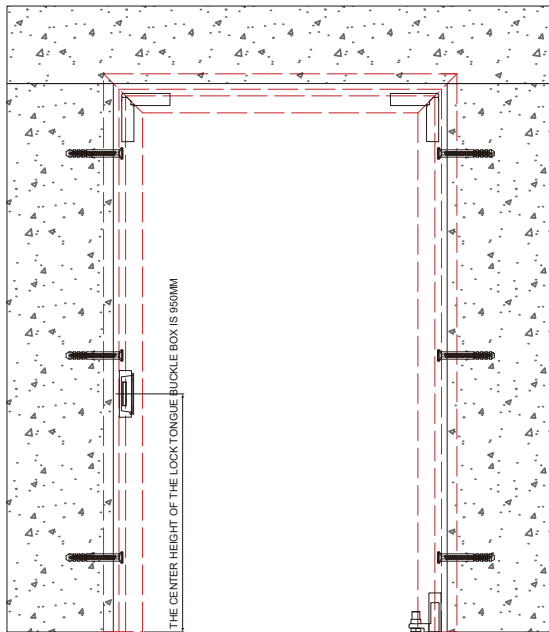
Features:

- Magnetic Door Lock
- Door size can be customized
- Swing doors with pivot system are tested upto 50,000 cycles
- Swing doors with floor spring (Double cylinder) are tested upto 5,00,000 cycles

Pivoted Framed Door System



Typical Layout



Specifications


- **Door Configuration** - 1 Swing Door
- **Maximum Door Width** - 1.2 mtr
- **Maximum Door Height** - 3mtr
- **Applications** - Interiors-Home, Offices & Institutions

*Optional accessories to be ordered


Hardware & Components OSTF-SW1-HWC 2.9M BM



Swing Door Kit



Top & Bottom Frame
2.9 mtr. X 1 Pc.



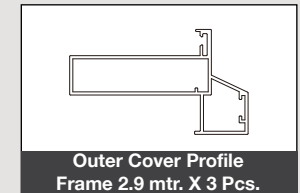
Vertical Frame
2.9 mtr. X 2 Pcs.




Vertical Frame Cover
2.9 mtr. X 2 Pcs.



Door Profile Gasket
2.9 mtr. X 2 Pcs.




Outer Cover Profile
Frame 2.9 mtr. X 3 Pcs.



Frame Fixing Acc.




Gasket 8 mtr. X 1 Roll



Door Frame Acc.

Optional Components*



Swing Door Lock

OSTF-PFD-LOCK





Tool


OSTF-SW-THOLES-ACC STD


Extended Pivoted Framed Door System



- 

Glass Thickness
8mm
- 

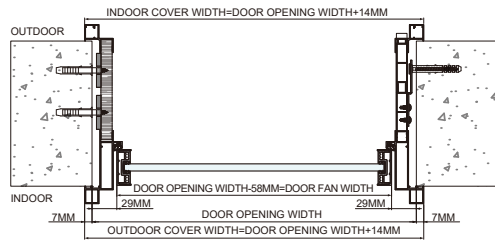
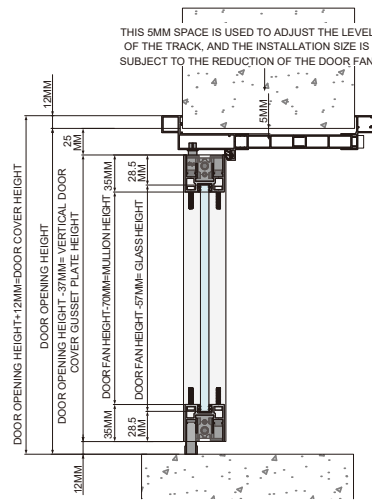
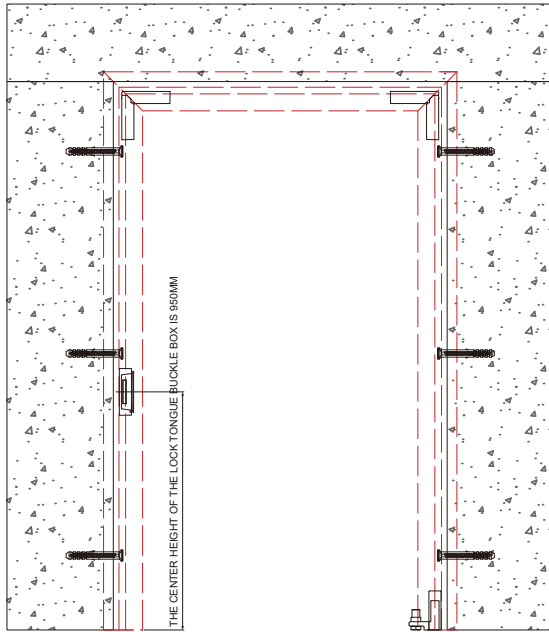
Tested
50,000
Cycles
- 

90KG
Weight
Carrying
Capacity
- 

Black
Matt



Typical Layout




Specifications

- Door Configuration - 1 Swing Door
- Maximum Door Width & Height - 1.2 x 3mtr
- Applications - Interiors-Home, Offices & Institutions

*Optional accessories to be ordered


Hardware & Components OSTF-SW2-FWC 2.9M BM



Swing Door Kit



Top & Bottom Frame
2.9 mtr. X 1 Pc.



Vertical Frame
2.9 mtr. X 2 Pcs.




Vertical Frame Cover
2.9 mtr. X 2 Pcs.



Door Profile Gasket
2.9 mtr. X 2 Pcs.



Gasket 8 mtr. X 1 Roll




Extended Profile (100mm)
2.9 mtr. X 3 Pcs.




Wall Inner Frame
2.9 mtr. X 3 Pcs.



Wall Outer Frame
2.9 mtr. X 3 Pcs.

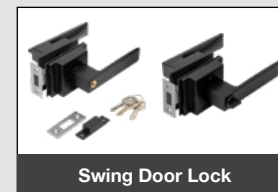


Frame Fixing Acc.



Door Frame Acc.

Optional Components*



Swing Door Lock

OSTF-PFD-LOCK



Tool

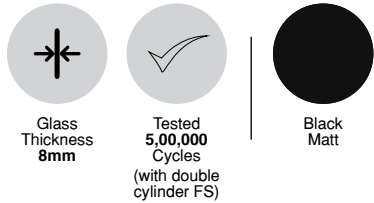
OSTF-SW-THOLES-ACC STD



Optional Accessories*
(200mm)

OSTF-SW-FF-WCEXT(200) 2.9M STD

Frame Door System with Floor Spring



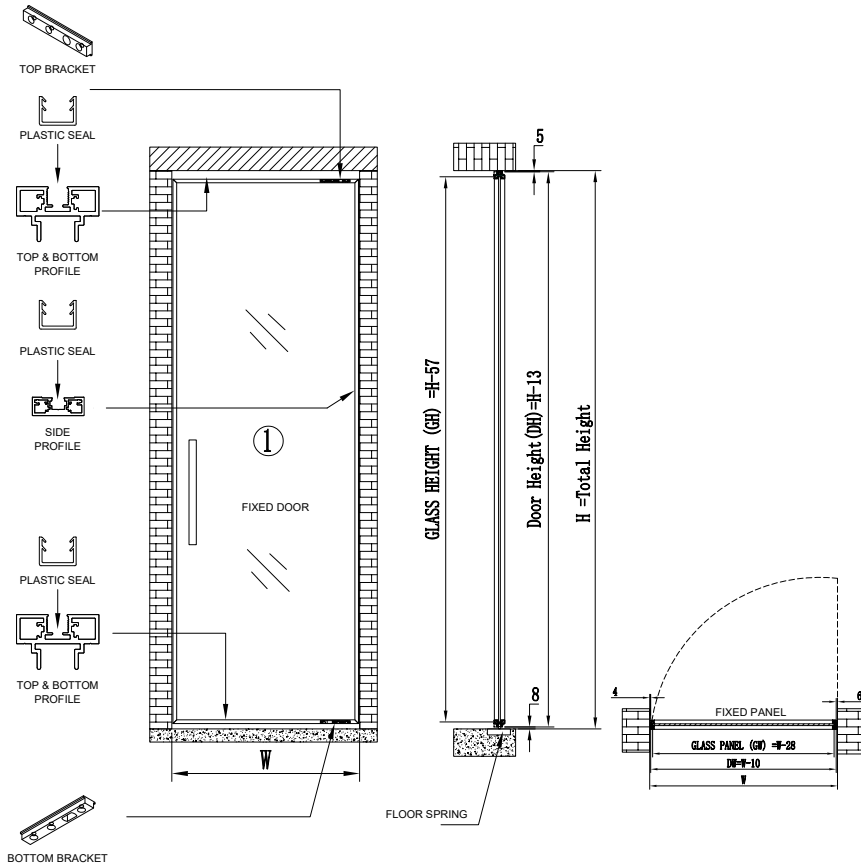
Framed Swing with Floor Spring System Recommended set for standard opening size of 1Mtr. Width x 3mtr Height

Sr No.	Code	Description	QTY.	Unit
1	OSTF-VP 3.05M	Vertical Profile with PVC Gasket for 8mm Glass	2	Pcs.
2	OSTF-TB 3.65M	Top & Bottom Profile with PVC Gasket for 8mm Glass	1	Pc.
3	OSTF-SCREW-KIT STD	<ul style="list-style-type: none"> • Corner Cleat 10 pcs. • M4x25mm hexagon socket head cap screw SS 10 pcs. • Alen key 1 pc 	1	Pkt.
4	FS-8400-F-TPBP- SET STD	<p>OFS-ACC-GDP STD BM</p> <ul style="list-style-type: none"> •Stainless Steel Top Pivot •Material:-Stainless Steel Grade-304 •Finish:- BM <p>FS-8400 STD BM</p> <p>Cam Action Floor Spring with Closing Force, EN4 Double Cylinder (Heavy Duty)</p> <p>Maximum door weight: 80Kgs.</p> <p>Maximum door width: 1100mm</p> <p>Closing speed: 130-10°</p> <p>Final Closing speed: 10-0°</p> <p>Hold Open (standard): 90°</p> <ul style="list-style-type: none"> •Finish:- BM <p>OFS-ACC-TP/BP-GD1 STD SSS</p> <p>TOP &Bottom pivot</p>	1	Set

System includes (Hardware & Profile) without Segmented profile.

Sr No.	Product Code
1	OSTF-PIVOT-SYS-6600E BM
2	OSTF-PIVOT-SYS-8400 BM
3	OSTF-PIVOT-SYS-9400 BM
4	OSTF-PIVOT-SYS-10400 BM

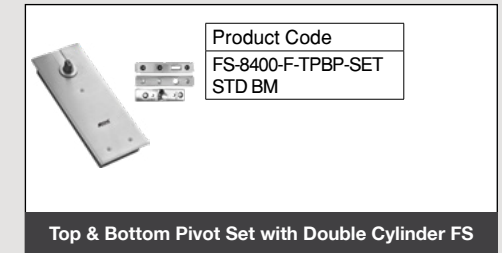
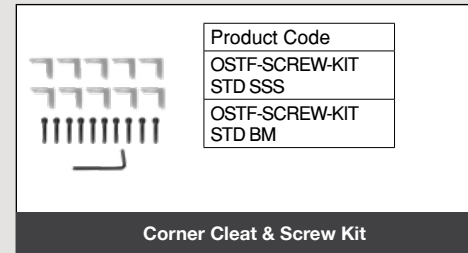
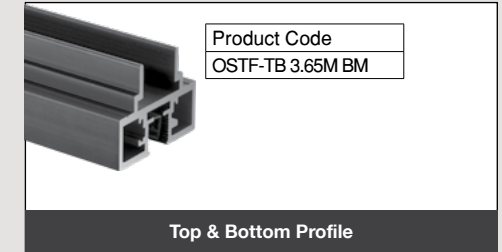

Typical Layout



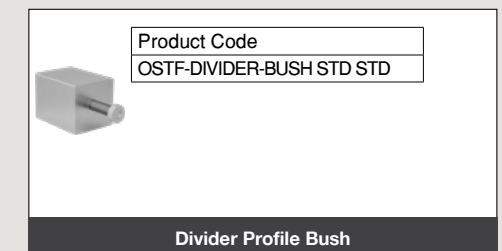
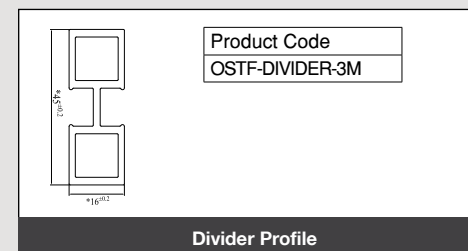
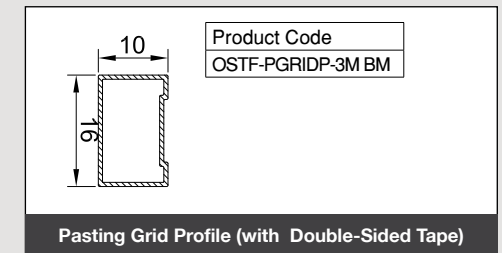
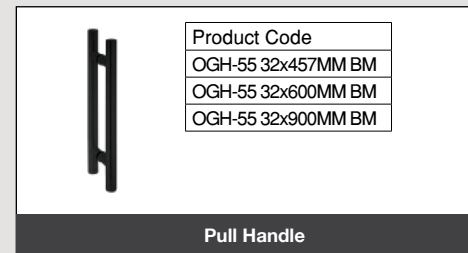
Specifications

- Door Configuration - 1 Swing Door
- Maximum Door Width - 1.2mtr
- Maximum Door Height - 3mtr
- Maximum Door Weight - Same as Floor Spring Weight Carrying Capacity
- Frontal View - 16mm visible side
- Applications - Interiors-Home, Offices & Institutions

Hardware & Components



Optional Components*





Stealth Shower








It offers customizable shower solutions with an interlocking profile preventing water spillage. The adjustable door height allows for easy adaptation to different spaces, its threshold profile maintains a clear distinction between wet and dry areas. The shower system offers optional handles and customizable door panels to enhance the experience for users.

Features:


- Soft open & soft close mechanism
- Ceiling-mounted system
- Door height upto 3mtr
- No gap between the fixed door & floor
- Threshold profile optional for keeping dry and wet areas separate
- Easy-to-install

Slim Frame Shower Sliding System (1+1)



- 
Glass Thickness 8-10mm
- 
120KG
Weight Carrying Capacity
- 
Brushed Antique Brass
- 
Brushed Rose Gold
- 
Black Matt

Slim Frame Shower Sliding System (1+1)



Shower Frame Sliding System (1+1)

Recommended set for maximum opening size of 2.4mtr. Width x 3mtr Height.


Sr No.	Code	Description	QTY.	Unit
1	OSTF-SL-SYS-1 KIT STD STD	Sliding Rolling Kit	1	Pcs.
2	OSTF-TB 3.65M	Top & Bottom Profile with PVC Gasket for 8mm Glass	2	Pcs.
3	OSTF-VP 3.05M	Vertical Profile with PVC Gasket for 8mm Glass	2	Pcs.
4	OSTF-VPIL 3.05M	Interlocking Profile PVC Gasket for 8mm Glass	2	Pcs.
5	OSTF-TT 3.65M	Top Track	2	Pcs.
6	OSTF-TC 3.65M	Top Track Cover	2	Pcs.
7	OSTF-FIXED-U-CHANNEL 1.5M	Bottom fix track	1	Pcs.
8	OSTF-SCREW-KIT STD	<ul style="list-style-type: none"> • Corner Cleat 10 pcs. • M4x25mm hexagon socket head cap screw SS 10 pcs. • Allen key 1 pc 	2	Pkts.
9	OSTF-TB-EC STD	Bottom profile end cap- 2pcs	1	Set
10	OSTF-TT-SPACER-SH23 STD	Spacer for track alignment - 8PCS	1	Set
11	OSTF-FDF-SET	Fixed door fittings	1	Set

System includes (Hardware & Profile)

Sr No.	Product Code
1	OSTF-SL-SH-SYS-1+1, 2.4MX3M BM
2	OSTF-SL-SH-SYS-1+1, 2.4MX3M BRUSHED ANTIQUE BRASS
3	OSTF-SL-SH-SYS-1+1, 2.4MX3M BRUSHED ROSE GOLD


Optional accessories to be ordered separately*

Slim Frame Shower Sliding System Components (1+1)




Product Code
OSTF-SL-SYS-1 KIT STD STD

Sliding Door Kit



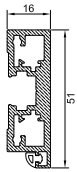
Product Code
OSTF-TB 3.65M BM
OSTF-TB 3.65M BRUSHED ANTIQUE BRASS
OSTF-TB 3.65M BRUSHED ROSE GOLD

Top & Bottom Profile (with PVC Seal)



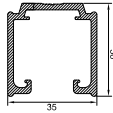
Product Code
OSTF-VP 3.05M BM
OSTF-VP 3.05M BRUSHED ANTIQUE BRASS
OSTF-VP 3.05M BRUSHED ROSE GOLD

Vertical Profile (with PVC Seal)



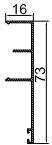
Product Code
OSTF-VPIL 3.05M BM
OSTF-VPIL 3.05M BRUSHED ANTIQUE BRASS
OSTF-VPIL 3.05M BRUSHED ROSE GOLD

Interlocking Profile (with PVC Seal)




Product Code
OSTF-TT 3.65M BM
OSTF-TT 3.65M BRUSHED ANTIQUE BRASS
OSTF-TT 3.65M BRUSHED ROSE GOLD

Top & Bottom Profile (with PVC Seal)



Product Code
OSTF-TC 3.65M BM
OSTF-TC 3.65M BRUSHED ANTIQUE BRASS
OSTF-TC 3.65M BRUSHED ROSE GOLD

Top Track Cover




Product Code
OSTF-FIXED-U-CHANNEL 1.5M BM
OSTF-FIXED-U-CHANNEL 1.5M BRUSHED ANTIQUE BRASS
OSTF-FIXED-U-CHANNEL 1.5M BRUSHED ROSE GOLD

U Channel



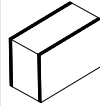
Product Code
OSTF-SCREW-KIT STD SSS
OSTF-SCREW-KIT STD BM

Corner Cleat & Screw Kit




Product Code
OSTF-TB -EC STD BM
OSTF-TB -EC STD BRUSHED ANTIQUE BRASS
OSTF-TB -EC STD BRUSHED ROSE GOLD

End Cap



Product Code
OSTF-TT-SPACER-SH23 STD BM


Spacer for track alignment (with Double-Sided Tape)



Product Code
OSTF-FDF-SET BM


Fixed Door Fittings

Optional Components*



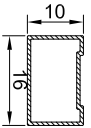
Product Code
OSTF-SL-LOCK STD BM
OSTF-SL-LOCK STD BRUSHED ANTIQUE BRASS
OSTF-SL-LOCK STD BRUSHED ROSE GOLD

Sliding Handle Lock



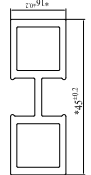
Product Code
OSTF-SL-HANDLE STD BM
OSTF-SL-HANDLE STD BRUSHED ANTIQUE BRASS
OSTF-SL-HANDLE STD BRUSHED ROSE GOLD

Sliding Handle




Product Code
OSTF-PGRIDP-3M BM
OSTF-PGRIDP-3M BRUSHED ANTIQUE BRASS
OSTF-PGRIDP-3M BRUSHED ROSE GOLD

Pasting Grid Profile (with Double-Sided Tape)



Product Code
OSTF-DIVIDER 3M BM
OSTF-DIVIDER 3M BRUSHED ANTIQUE BRASS
OSTF-DIVIDER 3M BRUSHED ROSE GOLD

Divider Profile (with PVC Seal)




Product Code
OZOT-TP1 3 M BM
OZOT-TP1 3 M BRUSHED ANTIQUE BRASS
OZOT-TP1 3 M BRUSHED ROSE GOLD

Threshold Profile



Product Code
OZOT-CST 3M BM
OZOT-CST 3M BRUSHED ANTIQUE BRASS
OZOT-CST 3M BRUSHED ROSE GOLD

Cover Strip for Threshold Profile



Product Code
OSTF-DIVIDER-BUSH STD STD






Divider Profile Bush

 OZ-SHOWER-SHELVES BM MRP ₹ 48,500 (per pc.)	 OZ-SH-S01 STD WOOD MRP ₹ 29,900 (per pc.)	 OZ-SH-S02 STD WHITE MRP ₹ 23,500 (per pc.)	 OZ-SH-S03 STD WOOD MRP ₹ 19,900 (per pc.)
---	---	--	---

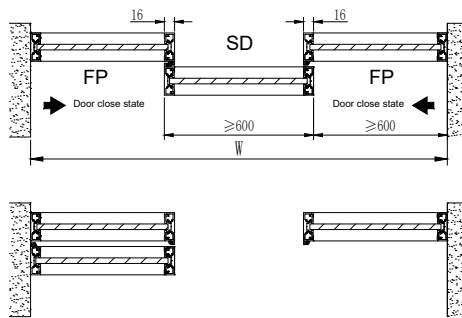
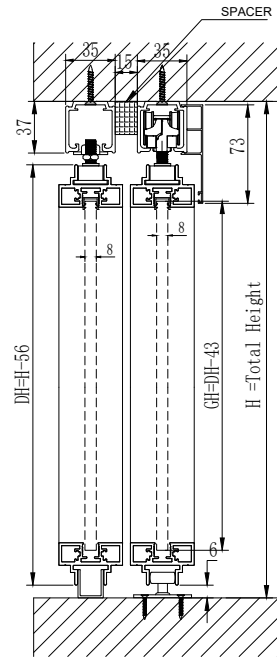
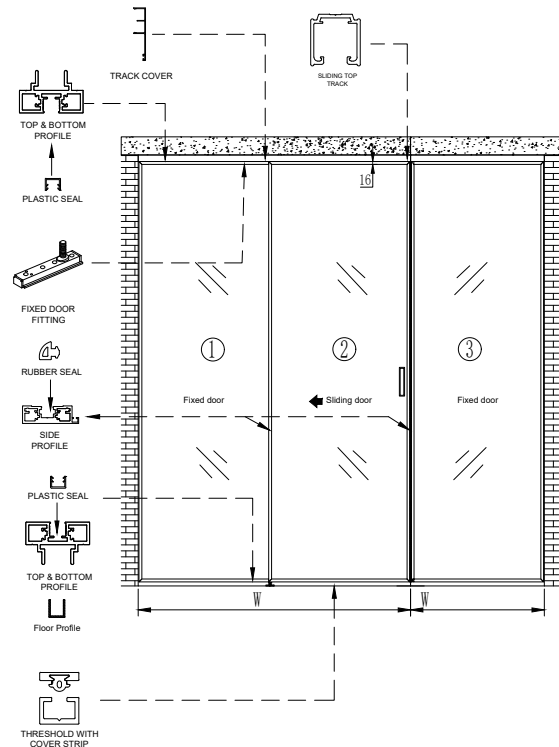
Accessories

Slim Frame Shower Sliding System (2+1)



- 
Glass Thickness
8-10mm
- 
120KG
Weight Carrying Capacity
- 
Brushed Antique Brass
- 
Brushed Rose Gold
- 
Black Matt

Typical Layout



Slim Frame Shower Sliding System (2+1)


Specifications

- **Door Configuration** - 2 Fixed + 1 Sliding Door
- **Maximum Door Width** - 1.2mtr
- **Maximum Door Height** - 3mtr
- **Frontal View** - 16mm visible side

Features:

- Soft open & soft close mechanism
- Frontal view with a 16mm visible side
- Ceiling-mounted system
- No bottom track ensures a clear passage without obstruction
- Adjustment for door & fixed panel possible, even after installation
- No gap between the fixed door & floor
- Threshold profile optional for keeping dry and wet areas separate
- Tested upto 50,000 cycles
- Easy-to-install

Slim Frame Shower Sliding System (2+1)



System includes (Hardware & Profile)

Sr No.	Product Code
1	OSTF-SL-SH-SYS-2+1, 3.5MX3M BM
2	OSTF-SL-SH-SYS-2+1, 3.5MX3M BRUSHED ANTIQUE BRASS
3	OSTF-SL-SH-SYS-2+1, 3.5MX3M BRUSHED ROSE GOLD


Optional accessories to be ordered separately*

Shower Frame Sliding System (2+1)

Recommended set for maximum opening size of 3.5mtr. Width x 3mtr Height.


Sr No.	Code	Description	QTY.	Unit
1	OSTF-SL-SYS-1 KIT STD STD	Sliding Rolling Kit	1	Pcs.
2	OSTF-TB 3.65M	Top & Bottom Profile with PVC Gasket for 8mm Glass	2	Pcs.
3	OSTF-VP 3.05M	Vertical Profile PVC Gasket for 8mm Glass	3	Pcs.
4	OSTF-VPIL 3.05M	Interlocking Profile PVC Gasket for 8mm Glass	3	Pcs.
5	OSTF-TT 3.65M	Top Track	2	Pcs.
6	OSTF-TC 3.65M	Top Track Cover	2	Pcs.
7	OSTF-FIXED-U-CHANNEL 1.5M	Bottom fix track	2	Pcs.
8	OSTF-SCREW-KIT STD	<ul style="list-style-type: none"> • Corner Cleat 10 pcs. • M4x25mm hexagon socket head cap screw SS 10 pcs. • Alen key 1 pc 	3	Pkts.
9	OSTF-TB-EC STD	Bottom profile end cap- 2pcs	2	Set
10	OSTF-TT-SPACER-SH23 STD	Spacer for track alignment - 8PCS	1	Set
11	OSTF-FDF-SET	Fixed door fittings	2	Set

Slim Frame Shower Sliding System Components (2+1)




Product Code
OSTF-SL-SYS-1 KIT STD STD

Sliding Door Kit



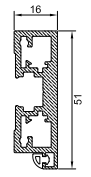
Product Code
OSTF-TB 3.65M BM
OSTF-TB 3.65M BRUSHED ANTIQUE BRASS
OSTF-TB 3.65M BRUSHED ROSE GOLD

Top & Bottom Profile (with PVC Seal)



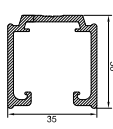
Product Code
OSTF-VP 3.05M BM
OSTF-VP 3.05M BRUSHED ANTIQUE BRASS
OSTF-VP 3.05M BRUSHED ROSE GOLD

Vertical Profile (with PVC Seal)



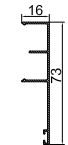
Product Code
OSTF-VPIL 3.05M BM
OSTF-VPIL 3.05M BRUSHED ANTIQUE BRASS
OSTF-VPIL 3.05M BRUSHED ROSE GOLD

Interlocking Profile (with PVC Seal)




Product Code
OSTF-TT 3.65M BM
OSTF-TT 3.65M BRUSHED ANTIQUE BRASS
OSTF-TT 3.65M BRUSHED ROSE GOLD

Top & Bottom Profile (with PVC Seal)



Product Code
OSTF-TC 3.65M BM
OSTF-TC 3.65M BRUSHED ANTIQUE BRASS
OSTF-TC 3.65M BRUSHED ROSE GOLD

Top Track Cover




Product Code
OSTF-FIXED-U-CHANNEL 1.5M BM
OSTF-FIXED-U-CHANNEL 1.5M BRUSHED ANTIQUE BRASS
OSTF-FIXED-U-CHANNEL 1.5M BRUSHED ROSE GOLD

U Channel



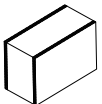
Product Code
OSTF-SCREW-KIT STD SSS
OSTF-SCREW-KIT STD BM

Corner Cleat & Screw Kit




Product Code
OSTF-TB -EC STD BM
OSTF-TB -EC STD BRUSHED ANTIQUE BRASS
OSTF-TB -EC STD BRUSHED ROSE GOLD

End Cap



Product Code
OSTF-TT-SPACER-SH23 STD BM


Spacer for track alignment (with Double-Sided Tape)



Product Code
OSTF-FDF-SET BM


Fixed Door Fittings

Optional Components*



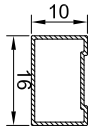
Product Code
OSTF-SL-LOCK STD BM
OSTF-SL-LOCK STD BRUSHED ANTIQUE BRASS
OSTF-SL-LOCK STD BRUSHED ROSE GOLD

Sliding Handle Lock



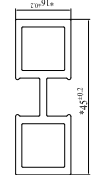
Product Code
OSTF-SL-HANDLE STD BM
OSTF-SL-HANDLE STD BRUSHED ANTIQUE BRASS
OSTF-SL-HANDLE STD BRUSHED ROSE GOLD

Sliding Handle



Product Code
OSTF-PGRIDP-3M BM
OSTF-PGRIDP-3M BRUSHED ANTIQUE BRASS
OSTF-PGRIDP-3M BRUSHED ROSE GOLD

Pasting Grid Profile (with Double-Sided Tape)



Product Code
OSTF-DIVIDER 3M BM
OSTF-DIVIDER 3M BRUSHED ANTIQUE BRASS
OSTF-DIVIDER 3M BRUSHED ROSE GOLD

Divider Profile (with PVC Seal)




Product Code
OZOT-TP1 3 M BM
OZOT-TP1 3 M BRUSHED ANTIQUE BRASS
OZOT-TP1 3 M BRUSHED ROSE GOLD

Threshold Profile



Product Code
OZOT-CST 3M BM
OZOT-CST 3M BRUSHED ANTIQUE BRASS
OZOT-CST 3M BRUSHED ROSE GOLD

Cover Strip for Threshold Profile



Product Code
OSTF-DIVIDER-BUSH STD STD

Divider Profile Bush





 OZ-SHOWER-SHELVES BM	 OZ-SH-S01 STD WOOD	 OZ-SH-S02 STD WHITE	 OZ-SH-S03 STD WOOD
---	---	--	---


Accessories


Slim Frame Shower Sliding System (2+2)




- 

Glass Thickness
8-10mm
- 

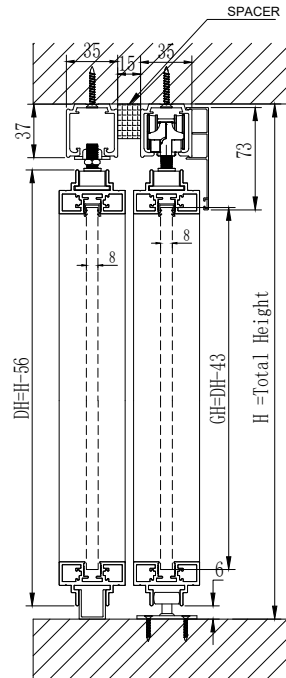
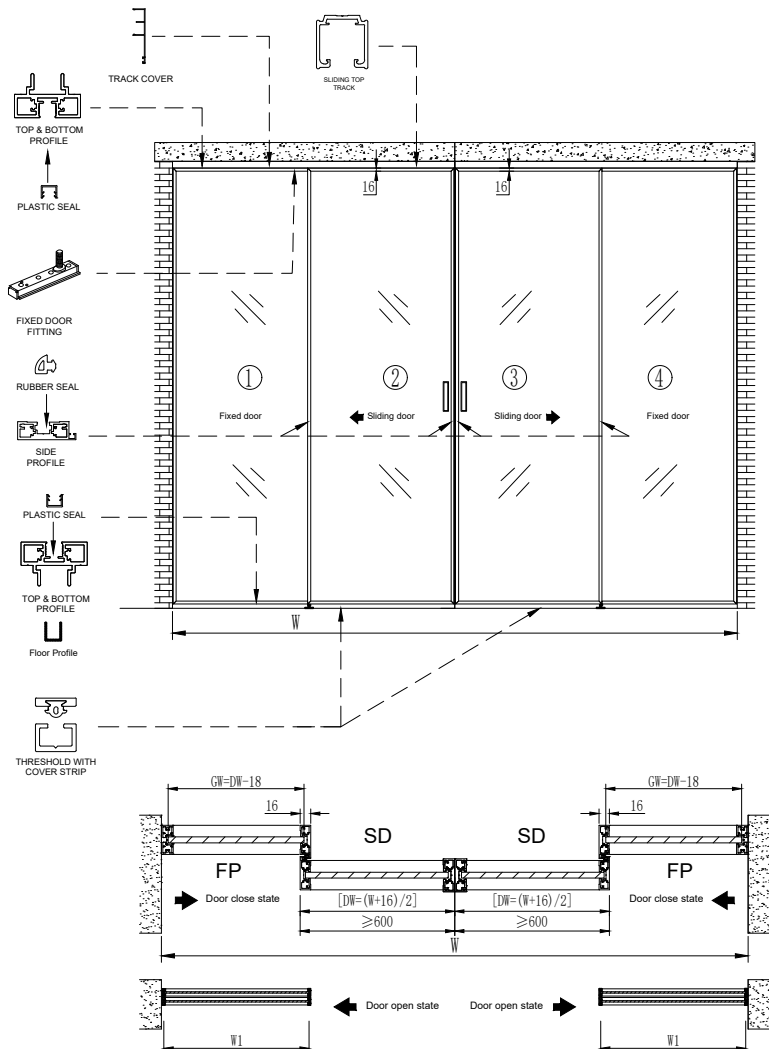
120KG
Weight Carrying Capacity
- 

Brushed Antique Brass
- 

Brushed Rose Gold
- 

Black Matt

Typical Layout



Slim Frame Shower Sliding System (2+2)


Specifications

- **Door Configuration** - 2 Fixed + 2 Sliding Doors
- **Maximum Door Width** - 1.2mtr
- **Maximum Door Height** - 3mtr
- **Frontal View** - 16mm visible side

Features:

- Soft open & soft close mechanism
- Frontal view with a 16mm visible side
- Ceiling-mounted system
- No bottom track ensures a clear passage without obstruction
- Adjustment for door & fixed panel possible, even after installation
- No gap between the fixed door & floor
- Threshold profile optional for keeping dry and wet areas separate
- Tested upto 50,000 cycles
- Easy-to-install

Slim Frame Shower Sliding System (2+2)



System includes (Hardware & Profile)

Sr No.	Product Code
1	OSTF-SL-SH-SYS-2+2, 3.5MX3M BM
2	OSTF-SL-SH-SYS-2+2, 3.5MX3M BRUSHED ANTIQUE BRASS
3	OSTF-SL-SH-SYS-2+2, 3.5MX3M BRUSHED ROSE GOLD


Optional accessories to be ordered separately*

Shower Frame Sliding System (2+2)

Recommended set for maximum opening size of 3.5mtr Width x 3mtr Height.


Sr No.	Code	Description	QTY.	Unit
1	OSTF-SL-SYS-1 KIT STD STD	Sliding Rolling Kit	2	Pcs.
2	OSTF-TB 3.65M	Top & Bottom Profile with PVC Gasket for 8mm Glass	2	Pcs.
3	OSTF-VP 3.05M	Vertical Profile with PVC Gasket for 8mm Glass	4	Pcs.
4	OSTF-VPIL 3.05M	Interlocking Profile PVC Gasket for 8mm Glass	4	Pcs.
5	OSTF-TT 3.65M	Top Track	2	Pcs.
6	OSTF-TC 3.65M	Top Track Cover	2	Pcs.
7	OSTF-FIXED-U-CHANNEL 1.5M	Bottom fix track	2	Pcs.
8	OSTF-SCREW-KIT STD	<ul style="list-style-type: none"> • Corner Cleat 10 pcs. • M4x25mm hexagon socket head cap screw SS 10 pcs. • Alen key 1 pc 	4	Pkts.
9	OSTF-TB-EC STD	Bottom profile end cap- 2pcs	2	Set
10	OSTF-TT-SPACER-SH23 STD	Spacer for track alignment - 8PCS	1	Set
11	OSTF-FDF-SET	Fixed door fittings	2	Set

Slim Frame Shower Sliding System Components (2+2)




Product Code
OSTF-SL-SYS-1 KIT STD STD

Sliding Door Kit



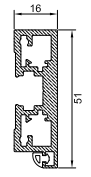
Product Code
OSTF-TB 3.65M BM
OSTF-TB 3.65M BRUSHED ANTIQUE BRASS
OSTF-TB 3.65M BRUSHED ROSE GOLD

Top & Bottom Profile (with PVC Seal)



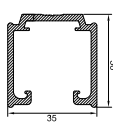
Product Code
OSTF-VP 3.05M BM
OSTF-VP 3.05M BRUSHED ANTIQUE BRASS
OSTF-VP 3.05M BRUSHED ROSE GOLD

Vertical Profile (with PVC Seal)



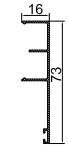
Product Code
OSTF-VPIL 3.05M BM
OSTF-VPIL 3.05M BRUSHED ANTIQUE BRASS
OSTF-VPIL 3.05M BRUSHED ROSE GOLD

Interlocking Profile (with PVC Seal)




Product Code
OSTF-TT 3.65M BM
OSTF-TT 3.65M BRUSHED ANTIQUE BRASS
OSTF-TT 3.65M BRUSHED ROSE GOLD

Top & Bottom Profile (with PVC Seal)




Product Code
OSTF-TC 3.65M BM
OSTF-TC 3.65M BRUSHED ANTIQUE BRASS
OSTF-TC 3.65M BRUSHED ROSE GOLD

Top Track Cover




Product Code
OSTF-FIXED-U-CHANNEL 1.5M BM
OSTF-FIXED-U-CHANNEL 1.5M BRUSHED ANTIQUE BRASS
OSTF-FIXED-U-CHANNEL 1.5M BRUSHED ROSE GOLD

U Channel



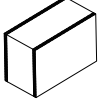
Product Code
OSTF-SCREW-KIT STD SSS
OSTF-SCREW-KIT STD BM

Corner Cleat & Screw Kit




Product Code
OSTF-TB -EC STD BM
OSTF-TB -EC STD BRUSHED ANTIQUE BRASS
OSTF-TB -EC STD BRUSHED ROSE GOLD

End Cap



Product Code
OSTF-TT-SPACER-SH23 STD BM


Spacer for track alignment (with Double-Sided Tape)



Product Code
OSTF-FDF-SET BM


Fixed Door Fittings

Optional Components*



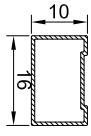
Product Code
OSTF-SL-LOCK STD BM
OSTF-SL-LOCK STD BRUSHED ANTIQUE BRASS
OSTF-SL-LOCK STD BRUSHED ROSE GOLD

Sliding Handle Lock



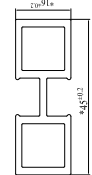
Product Code
OSTF-SL-HANDLE STD BM
OSTF-SL-HANDLE STD BRUSHED ANTIQUE BRASS
OSTF-SL-HANDLE STD BRUSHED ROSE GOLD

Sliding Handle




Product Code
OSTF-PGRIDP-3M BM
OSTF-PGRIDP-3M BRUSHED ANTIQUE BRASS
OSTF-PGRIDP-3M BRUSHED ROSE GOLD

Pasting Grid Profile (with Double-Sided Tape)



Product Code
OSTF-DIVIDER 3M BM
OSTF-DIVIDER 3M BRUSHED ANTIQUE BRASS
OSTF-DIVIDER 3M BRUSHED ROSE GOLD

Divider Profile (with PVC Seal)




Product Code
OZOT-TP1 3 M BM
OZOT-TP1 3 M BRUSHED ANTIQUE BRASS
OZOT-TP1 3 M BRUSHED ROSE GOLD

Threshold Profile



Product Code
OZOT-CST 3M BM
OZOT-CST 3M BRUSHED ANTIQUE BRASS
OZOT-CST 3M BRUSHED ROSE GOLD

Cover Strip for Threshold Profile



Product Code
OSTF-DIVIDER-BUSH STD STD


Divider Profile Bush



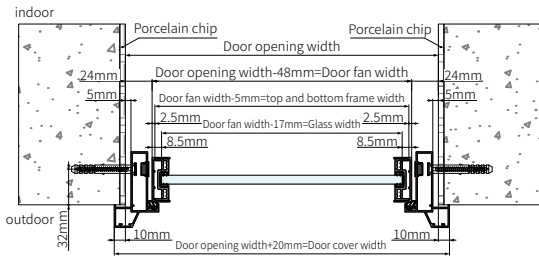
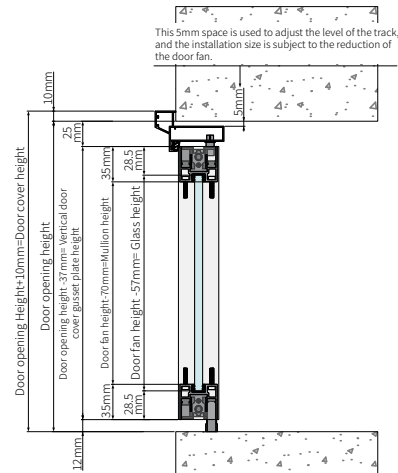
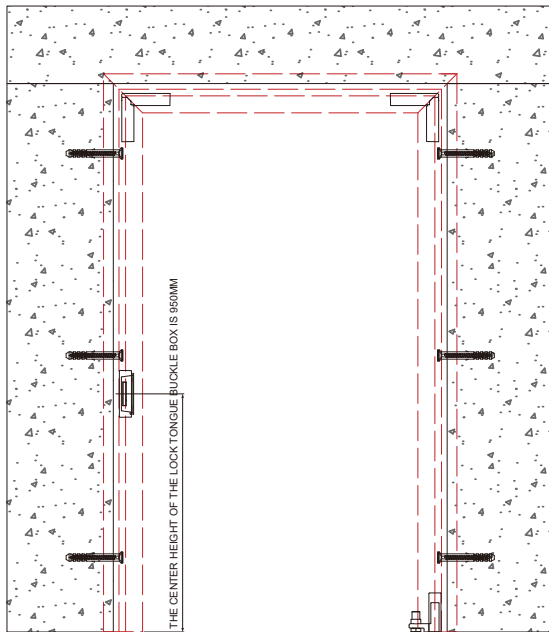
OZ-SHOWER-SHELVES BM	OZ-SH-S01 STD WOOD	OZ-SH-S02 STD WHITE	OZ-SH-S03 STD WOOD
----------------------	--------------------	---------------------	--------------------

Accessories

Pivoted Framed Shower Door System



Typical Layout



Specifications

- **Door Configuration** - 1 Swing Door
- **Maximum Door Width** - 1.2mtr
- **Maximum Door Height** - 3mtr
- **Applications** - Interiors-Home, Offices & Institutions

*Optional accessories to be ordered

Hardware & Components OSTF-SW1-HWC 2.9M BM



Swing Door Kit



Top & Bottom Frame
2.9 mtr. X 1 Pc.



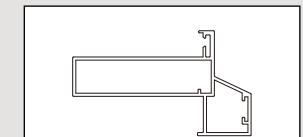
Vertical Frame
2.9 mtr. X 2 Pcs.




Vertical Frame Cover
2.9 mtr. X 2 Pcs.



Door Profile Gasket
2.9 mtr. X 2 Pcs.



Outer Cover Profile
Frame 2.9 mtr. X 3 Pcs.



Frame Fixing Acc.



Gasket 8 mtr. X 1 Roll



Door Frame Acc.

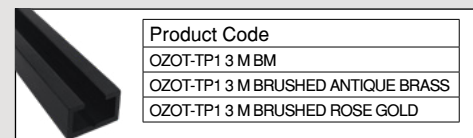
Optional Components*



Swing Door Lock

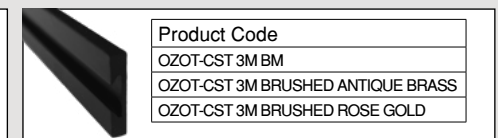


Tool



Product Code
OZOT-TP1 3 M BM
OZOT-TP1 3 M BRUSHED ANTIQUE BRASS
OZOT-TP1 3 M BRUSHED ROSE GOLD


Threshold Profile



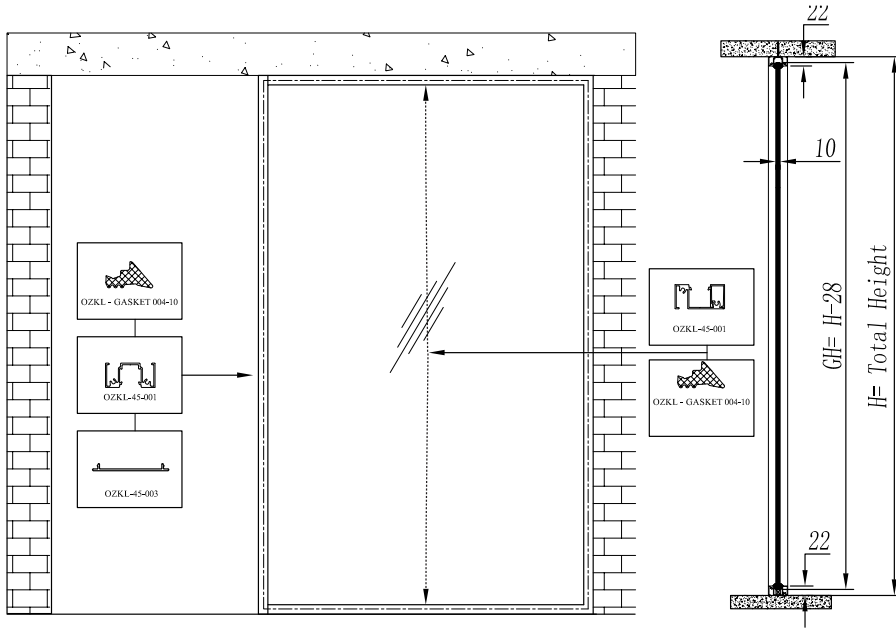
Product Code
OZOT-CST 3M BM
OZOT-CST 3M BRUSHED ANTIQUE BRASS
OZOT-CST 3M BRUSHED ROSE GOLD

Cover Strip for Threshold Profile

Slim Frame Shower Partition



Typical Layout



Specifications

- Standard Section - 45 x 22mm
- Max. Partition Height - 3mtr
- Max. Width - 1.5mtr

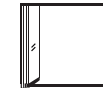
Hardware & Components

 <table border="1"> <thead> <tr> <th>Product Code</th> </tr> </thead> <tbody> <tr> <td>OZKL-45-001 2.5M AN</td> </tr> <tr> <td>OZKL-45-001 2.5M BM</td> </tr> <tr> <td>OZKL-45-001 3M AN</td> </tr> <tr> <td>OZKL-45-001 3 M BM</td> </tr> </tbody> </table> <p>Fixed Profile</p>	Product Code	OZKL-45-001 2.5M AN	OZKL-45-001 2.5M BM	OZKL-45-001 3M AN	OZKL-45-001 3 M BM	 <table border="1"> <thead> <tr> <th>Product Code</th> </tr> </thead> <tbody> <tr> <td>OZKL-45-002 3M AN</td> </tr> <tr> <td>OZKL-45-002 3M BM</td> </tr> </tbody> </table> <p>Folding Profile</p>	Product Code	OZKL-45-002 3M AN	OZKL-45-002 3M BM
Product Code									
OZKL-45-001 2.5M AN									
OZKL-45-001 2.5M BM									
OZKL-45-001 3M AN									
OZKL-45-001 3 M BM									
Product Code									
OZKL-45-002 3M AN									
OZKL-45-002 3M BM									
 <table border="1"> <thead> <tr> <th>Product Code</th> </tr> </thead> <tbody> <tr> <td>OZKL-45-003 3M AN</td> </tr> <tr> <td>OZKL-45-003 3M BM</td> </tr> </tbody> </table> <p>Flush Cap for Floor Machine Use</p>	Product Code	OZKL-45-003 3M AN	OZKL-45-003 3M BM	 <table border="1"> <thead> <tr> <th>Product Code</th> </tr> </thead> <tbody> <tr> <td>OZKL-GASKET -002-08 GR</td> </tr> <tr> <td>OZKL-GASKET -002-08 BK</td> </tr> </tbody> </table> <p>Gasket for 8mm Glass</p>	Product Code	OZKL-GASKET -002-08 GR	OZKL-GASKET -002-08 BK		
Product Code									
OZKL-45-003 3M AN									
OZKL-45-003 3M BM									
Product Code									
OZKL-GASKET -002-08 GR									
OZKL-GASKET -002-08 BK									
 <table border="1"> <thead> <tr> <th>Product Code</th> </tr> </thead> <tbody> <tr> <td>OZKL-GASKET -004-10 GR</td> </tr> <tr> <td>OZKL-GASKET -004-10 BK</td> </tr> </tbody> </table> <p>Gasket for 10mm Glass</p>	Product Code	OZKL-GASKET -004-10 GR	OZKL-GASKET -004-10 BK	 <table border="1"> <thead> <tr> <th>Product Code</th> </tr> </thead> <tbody> <tr> <td>OZKL-GASKET -003-12 GR</td> </tr> <tr> <td>OZKL-GASKET -003-12 BK</td> </tr> </tbody> </table> <p>Gasket for 12mm Glass</p>	Product Code	OZKL-GASKET -003-12 GR	OZKL-GASKET -003-12 BK		
Product Code									
OZKL-GASKET -004-10 GR									
OZKL-GASKET -004-10 BK									
Product Code									
OZKL-GASKET -003-12 GR									
OZKL-GASKET -003-12 BK									





Stealth Sliding Folding with Parking



The Sliding Folding System with Parking is a space-efficient solution designed to transform and utilize door spaces. This system offers a unique combination of sliding and folding mechanisms, providing flexibility and convenience while maximizing available room.

Features:

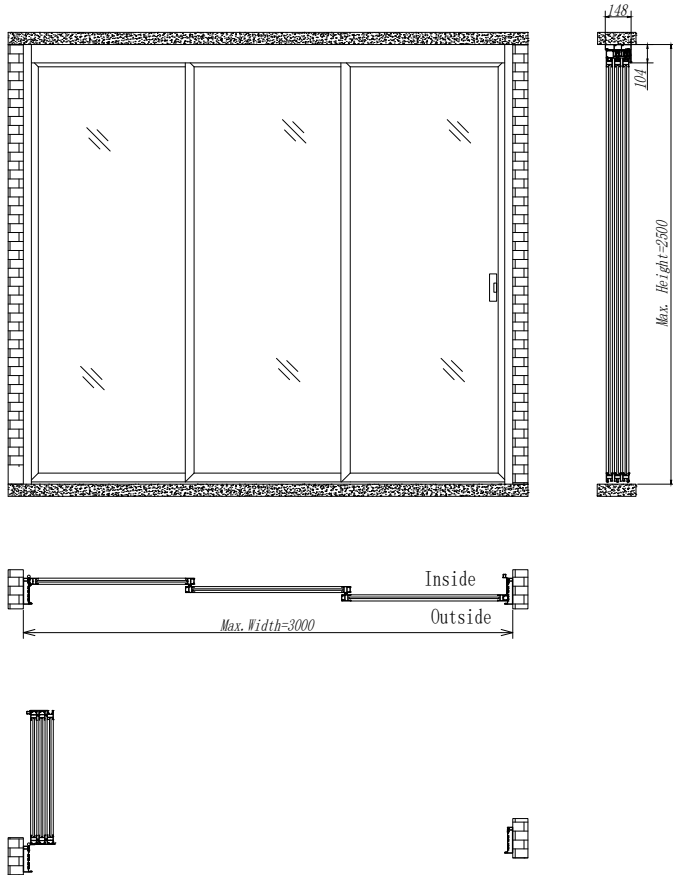
- Slide fold cum parking
- Wide opening angle upto 180 degree in parking position
- Light weight to use
- Soft open & soft close mechanism
- Sliding telescopic suitable for wide area access
- Panels stack perpendicular to the wall
- Accommodate multiple panels configurations and sizes
- Single & double glazed door option available

Sliding Folding System With Parking



 Glass Thickness 8-10mm
 Maximum Panel Weight 65KG
 Anodized Silver
 Grey
 Black Matt

Typical Layout



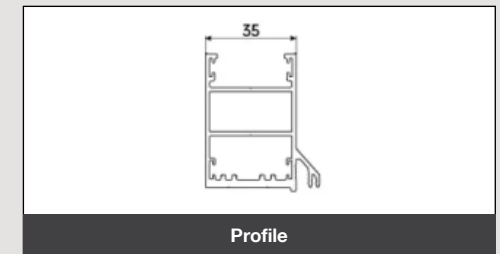
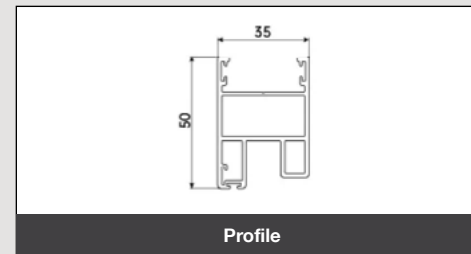
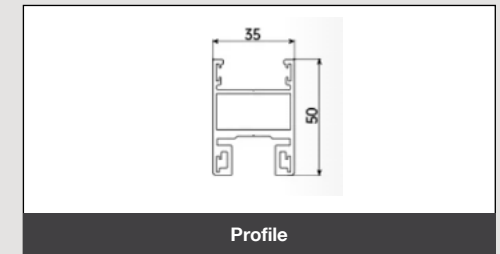
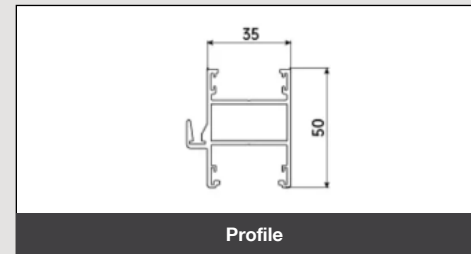
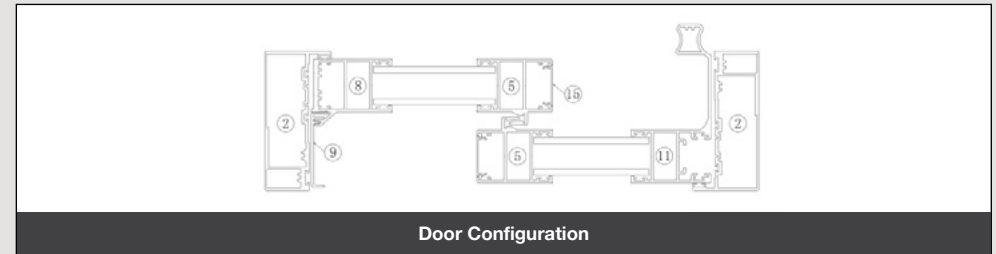
Specifications

- Door Configuration - 3 Panel
- Maximum Door Width - 1mtr
- Maximum Door Height - 2.5mtr
- Suitable Glass Thickness Single Glaze - 8mm
- Suitable Glass Thickness Double Glaze - 4+15A+4mm
- Panel Type - Single & Double Glaze

*Available against order with glass (single or double glazed) only.

Full Door Set With Single Glazed Glass* OSTF-PD-SG STD BM

Full Door Set With Double Glazed Glass* OSTF-PD-DG STD BM







Stealth Auto Slide

It presents cutting-edge automatic sliding door solutions using magnetic sliding technology. With the ability to adjust door height, customize door panels, and configure different types of glasses, it offers a tailored-solution for users seeking a unique and personalized experience.

Features:

- Silent system (magnetic mechanism)
- Can be operated without electricity with slight push
- Works as Push & Go opening
(Door opens when pushed like an auto door and does not need a sensor)
- Ceiling-mounted system
- No bottom track ensures a clear passage
- No gap between the fixed door & floor
- Tested upto 5,00,000 cycles
- Easy-to-install

Slim Frame Bi-Parting Automatic Sliding System



Available in 3mtr. profile length



Glass Thickness 8mm



Tested 5,00,000 Cycles



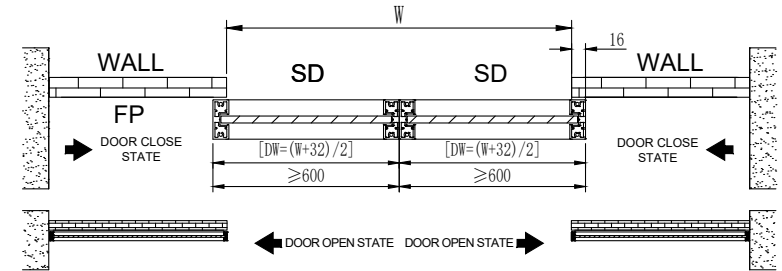
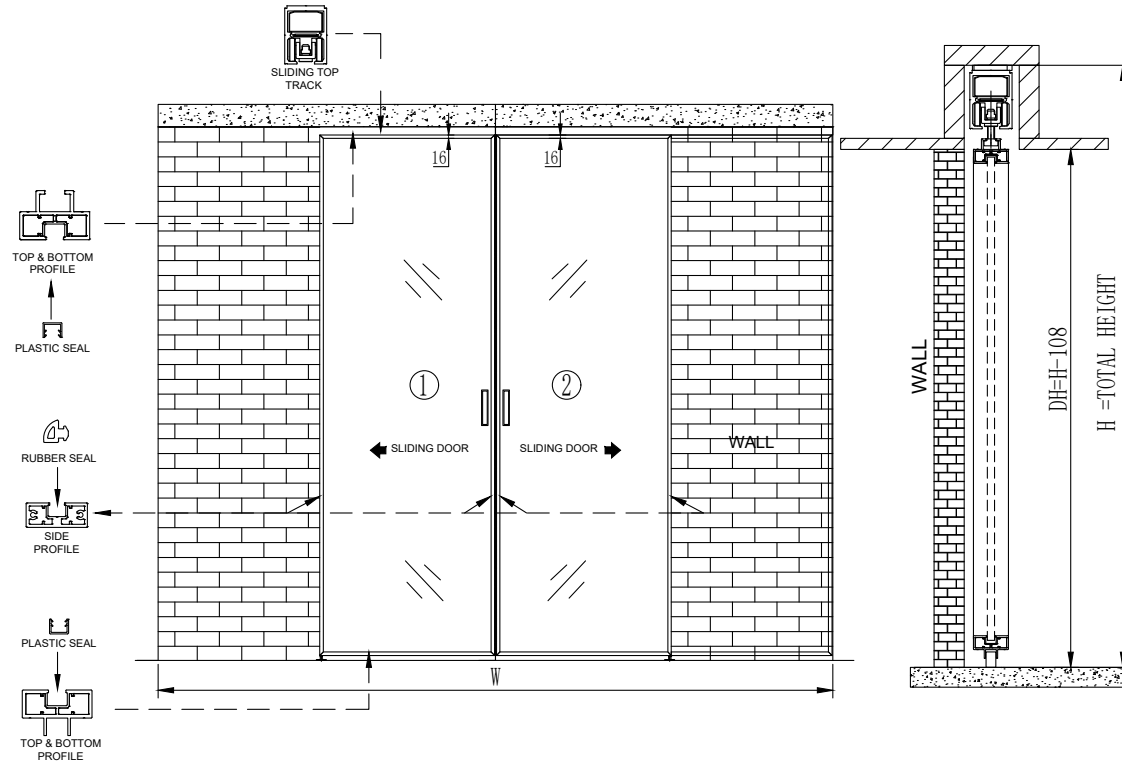
Weight Carrying Capacity



Black Matt

Typical Layout

OSTF-AUTOMATIC-BIPART 4.2M BM



Specifications

- Door Configuration - 2 Bi-Parting Sliding Doors
- Top Track Size - 48 x 66.5mm
- Available Systems - 4.2 & 5.8mtr
- Access Control - Password, Hand-wave, Remote, Face Recognition & Sensor

*Available against order only.

Slim Frame Telescopic Automatic Sliding System (1+2)



Available in 3mtr. profile length



Glass
Thickness
8mm



Tested
5,00,000
Cycles



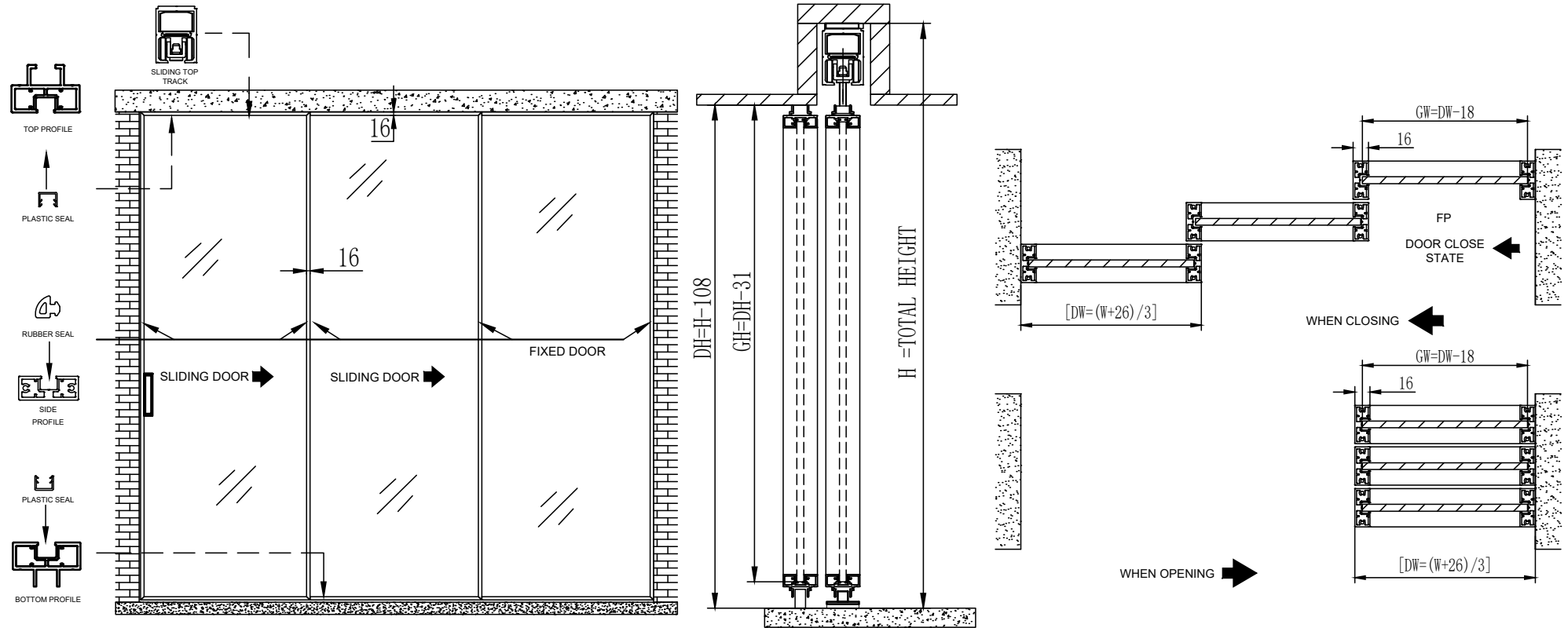
200KG
Weight
Carrying
Capacity



Black
Matt

Typical Layout

OSTF-AUTOMATIC-T-SYS-(1+2)KIT 4.2M BM



Specifications

- Door Configuration - 1 Fixed + 2 Sliding Doors
- Top Track Size - 48 x 66.5mm
- Available Systems - 4.2 & 5.8mtr
- Access Control - Password, Hand-wave, Remote, Face Reader & Sensor

*Available against order only.

Stealth Auto Slide Accessories



OZOM-SW-11M STD STD
Metallic Wall Mounted
Push Button Switch



OZOM-SW-11 STD STD
Large Area Push Button
For Automatic Doors



OZOM-HWS-11
Hand Wave
Sensor



OZOM-FPC-11M
Fingerprint Access Control



OZOM-WPB-22 STD
Wireless Touch/Push Button



OZOM-AC-22-FS
Foot Sensor Switch
Activates the Door to Open when the
Switch Senses the Foot



Corporate Office: H-40, Bali Nagar,
New Delhi - 110015, INDIA

Customer Care: +91 9310012300

Email: customercare@ozone-india.com

Website: www.ozone-india.com

Download Ozone India App



Visit Website



 Android



 IOS