

Met Craft

ARCHITECTURAL HARDWARE



www.metcraftchitra.com

w.e.f Aug. 2025-26
PRODUCT CATALOGUE & PRICE LIST



OUR GLOBAL NETWORK



SOUTH AFRICA



UAE



GERMANY



U.K.



NEPAL



BANGLADESH



BHUTAN



SRI LANKA



OUR DOMESTIC NETWORK

visit us at:
www.metcraftchitra.com

feedback & reviews:
enterprises.chitra@gmail.com



OUR

Certification

Standards we follow



Handicap Accessible



Fire Doors Hardware



Mechanical Guarantee



Technical Guarantee



BS EN 1906



BS EN 1935



BS EN 12209



BS EN 1154



BS EN 1303



BS EN 1125



Index

Drawer Runners	01-09
Hinges	10-15
Door Closer	16-25
Lift up	26
Knob Locks	27-30
Door Locks	31-36
Accessories	37-44
Smart Lock	45

Secure your world with the power of **smart technology**

Smart Lock



MCAH-032-Smart-01

M.R.P. 14999.00 Per Set

- Biometric Precision: Fingerprint sensor.
- Wi-Fi Enabled & Mobile App Control.
- Multiple Access Options: Fingerprints, RFID cards and Passwords.
- Smart Locking Modes: Auto-locking, Privacy locking, and Passage modes.
- Real-Time Alerts & Notifications: Receive low battery, wrong password, and unlocking alerts, plus access logs for audit and monitoring.



Inside Box

- Exterior & interior smart lock handles
- 2 RFID smart tags
- Lock body & strike plate
- 2 mechanical keys
- Full set of screws & installation accessories



Finger Print



Passcode




RFID



Wifi / Mobile App



Physical Keys



HONESTY
QUALITY
ON TIME
SERVICE
SATISFACTION
QUALITY


In METCRAFT, You Can Always Find A Hardware Product, It Always Promotes Furniture Quality.

Drawer Runners





In METCRAFT, You Can Always Find A Hardware Product, It Always Promotes Furniture Quality.



Specification :

- Features : Internally installed, both way buffering, soft silent opening & closing.
- Capacity of dynamic : 35-45kg.
- Length : 270mm-700mm.
- Installation : Drawer can be installed & dismantled without tool.
- Color : White/Silver grey/The color can be customized.
- Material : Cold-rolled steel/Galvanized sheet.
- Adjustable size for panel : 5mm vertical, 3mm horizontal.
- Apply to : Cabinet/Home Furniture/Office Furniture/
- Decoration Project etc.
- Packing specifications : 6 sets/CTN.

SOFT CLOSE DRAWER SLIM LINE



Item No. :	Size	Weight Capacity	M.R.P. / Pc.	P/Ctn.
MCAH-101-0420 (4")	100mm (W/G)	Upto 45kgs	2814.00	6 Set x 1 Case
MCAH-101-0620 (6")	150mm (Single)	Upto 45kgs	3109.00	6 Set x 1 Case
MCAH-101-0820 (8")	200mm (Double)	Upto 45kgs	3404.00	6 Set x 1 Case





In METCRAFT, You Can Always Find A Hardware Product, It Always Promotes Furniture Quality.

Specification :

- Features : Internally installed, both way buffering, soft silent opening & closing.
- Capacity of dynamic : 35-45kg.
- Length : 270mm-700mm.
- Installation : Drawer can be installed & dismantled without tool.
- Color : White/Silver grey/The color can be customized.
- Material : Cold-rolled steel/Galvanized sheet.
- Adjustable size for panel : 5mm vertical, 3mm horizontal.
- Apply to : Cabinet/Home Furniture/Office Furniture/
- Decoration Project etc.
- Packing specifications : 6 sets/CTN.


TANDEM BOX DRAWER RUNNER



Item No. :	Size	Weight Capacity	M.R.P. / Pc.	P/Ctn.
MCAH-102-0420 (4")	100mm (W/G)	Upto 45kgs	2714.00	6 Set x 1 Case
MCAH-102-0620 (6")	150mm (Single)	Upto 45kgs	3009.00	6 Set x 1 Case
MCAH-102-0820 (8")	200mm (Double)	Upto 45kgs	3304.00	6 Set x 1 Case



Pocket Channel



Specification :

- Concealed Soft Close Mechanism - Ensures smooth and silent closing of the door, adding durability and sophistication to your furniture.
- Heavy Duty Zinc & Steel Construction -
- Ideal for single or double shutter wooden doors like wardrobe swing doors, Pooja room doors, or side-entry cabinet doors.
- For best results: Use 1 set (2 pcs) for door heights up to 3 feet. Use 2 sets (4 pcs) for taller doors up to 6 to 8 feet.
- Ideal for Single & Double Doors - Supports single shutter or double shutter systems, commonly used in: Pooja room doors Wardrobe doors Cabinet doors TV units
- Weight Capacity Upto 45Kg

Item No.	Size	M.R.P. / Pair
MCAH-30-PC-12	12" Ball Bearing Sliding	936.00
MCAH-30-PC-14	14" Ball Bearing Sliding	1092.00
MCAH-30-PC-16	16" Ball Bearing Sliding	1248.00

P./CTN. 20 Sets x 1 Case

Bed Runner



Specification :

- 72 Hr. Salted Test
- Nylon Rubber
- Weight Capacity, Max. 125kgs. Apx
- 50000 Cycle Test
- CRC D Steel
- Width 53 mm Heavy Ball Bearing Slide
- For Commercial and Residential Furniture Applications
- Features Low Profile For Shallow Drawers
- Extra Extinction 145gms to 30" & 36" (6 set per case)(Zinc)
- Easy Lever Disconnect

Item No.	Size	M.R.P. / Pair
MCAH-BC-30	30" Ball Bearing Sliding	2478.00
MCAH-BC-36	36" Ball Bearing Sliding	2974.00

P./CTN. 6 Sets x 1 Case

HONEST
QUALITY
ON TIME
HONEST
STANDARD
QUALITY

In METCRAFT, You Can Always Find A Hardware Product, It Always Promotes Furniture Quality.



*Extra Extinction 60 gms 20" (15 set per case)



In METCRAFT, You Can Always Find A Hardware Product, It Always Promotes Furniture Quality.

Item No. MCAH-HD-003-20-S
4 Ball Bearing Slides 20" Ball Bearing Sliding
M.R.P. / Pair 1157.00


SS SOFT-CLOSE SS HYDRAULIC CHANNEL

Specification :

- Material Stainless Steel
- Solid ball bearing provides smooth and
- Friction-free motion when open drawer
- Double spring design makes it easier to pull
- Back and smoother than single spring when bearing load
- Weight capacity max 35 kgs. Apx for 32mm case good construction

It doesn't matter, whether drawers are fully loaded or empty, closed gently or with force. They are sure to close silently and effortlessly every time.

P./CTN. 15 Sets
x
1 Case



Big Rubber 45mm



SS Sheet



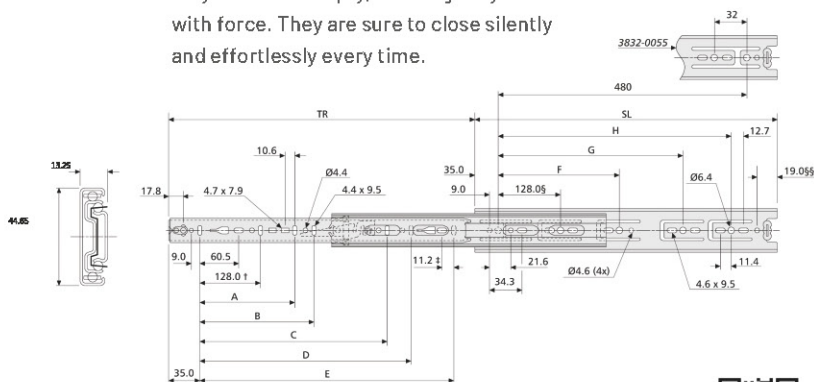
4 Ball for extra strength




SS Polished



Nylon Locking



*Extra Extinction 60gms to 10" to 20" (15 set per case)



HONEST
QUALITY
ON TIME
HONEST
STANDARD
QUALITY
In METCRAFT, You Can Always Find A Hardware Product, It Always Promotes Furniture Quality.

Item No.	3 Ball Bearing Slides	M.R.P. / Pair	P./CTN.
MCAH-003-10-S	10" Ball Bearing Slides	484.00	15 Sets x 1 Case
MCAH-003-12-S	12" Ball Bearing Slides	581.00	
MCAH-003-14-S	14" Ball Bearing Slides	677.00	
MCAH-003-16-S	16" Ball Bearing Slides	794.00	
MCAH-003-18-S	18" Ball Bearing Slides	871.00	
MCAH-003-20-S	20" Ball Bearing Slides	968.00	
MCAH-003-22-S	22" Ball Bearing Slides	1065.00	
MCAH-003-24-S	24" Ball Bearing Slides	1161.00	

BE BLUE SS DRAWER RUNNER

Specification :

- Weight capacity, max. 35 kgs. Apx.
- For 32 mm case good construction
- For commercial and residential furniture applications
- Features low profile for shallow drawers
- Unhanded slides
- Easy lever disconnect

It doesn't matter, whether drawers are fully loaded or empty, closed gently or with force. They are sure to close silently and effortlessly every time.



Rubber



SS Sheet



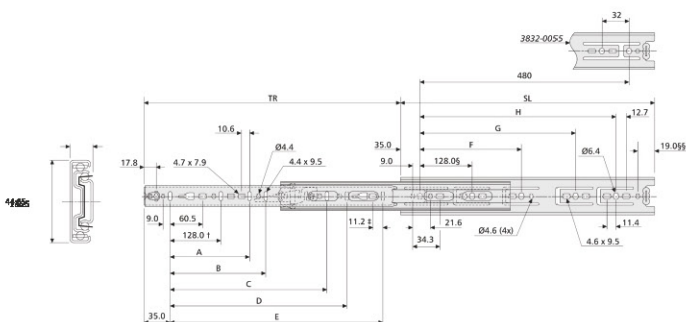
3 Ball for extra strength



SS Polished



Nylon Locking



HONEST
ON TIME
STANDARD
QUALITY

In METCRAFT, You Can Always Find A Hardware Product, It Always Promotes Furniture Quality.



Hinges & Cabinet Accessories



Auto Close Iron Hinges (Slide-on)



In METCRAFT, You Can Always Find A Hardware Product, It Always Promotes Furniture Quality.



MCAH-008-0-S



MCAH-008-8-S

Auto Close Iron Hinges (Slide-on)

- Open degree : 90°
- Height of hinge cup : 11.3mm
- Diameter of hinge cup : 26mm
- Distance from door edge to the cup (K) : 3-5mm
- Recommended door thickness : 14-22mm
- Packing : 1 pair per Poly Bag / 100 pair per case

Item No. :

MCAH-008-16-S

	M.R.P. / Pair	P./CTN
MCAH-008-0-S Full Overlay 0 Crank	87.00	1 Pair Per Polybag 100 Sets Per Case
MCAH-008-8-S Half Overlay 8 Crank	87.00	
MCAH-008-16-S Inset 16 Crank	87.00	

Corner Hinges (Auto Close)



M.R.P. / Pair P./CTN

MCWH-135 Corner (PI) Hinges Auto Close Size : 135* (Nickel)	189.00	1 Pair Per Polybag 50 Sets Per Case
--	--------	--



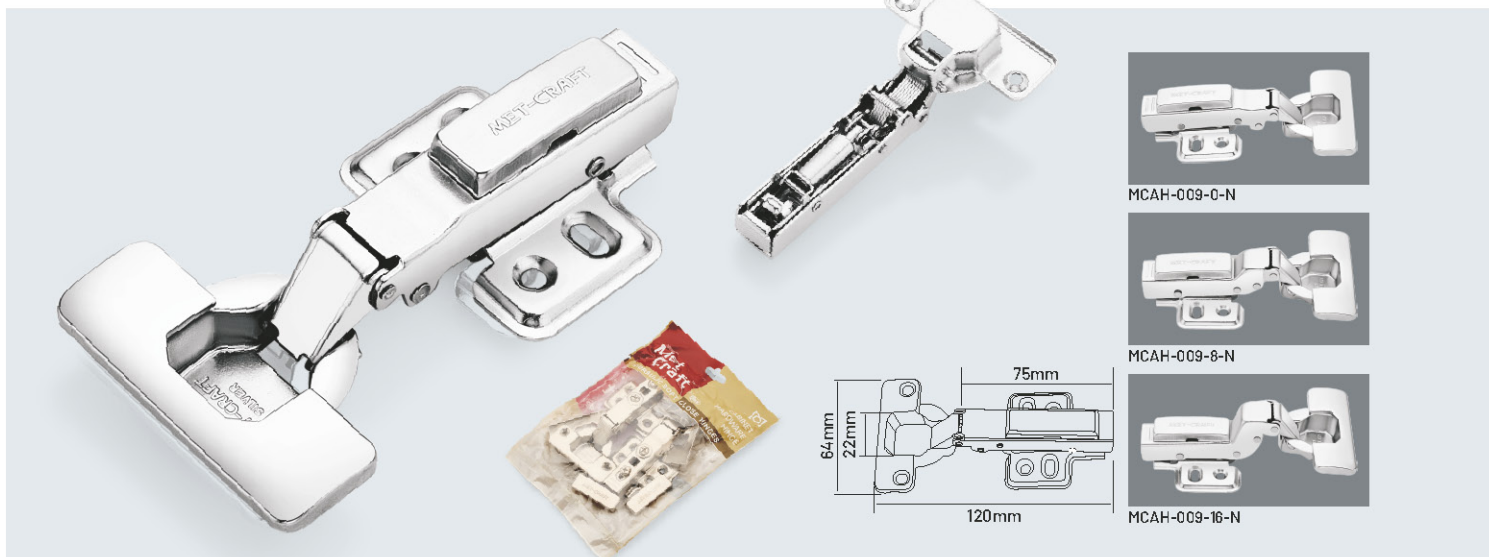
M.R.P. / Pair P./CTN

MCWH-165 Corner Hinges Auto Close Size : 165* (Nickel)	307.00	1 Pair Per Polybag 50 Sets Per Case
---	--------	--



HONEST
QUALITY
ON TIME
HONEST
STANDARD
QUALITY

In METCRAFT, You Can Always Find A Hardware Product, It Always Promotes Furniture Quality.



Soft closing hinges-iron hydraulic (Clip-on)

- Open degree : 90°
- Height of hinge cup : 11.3mm
- Diameter of hinge cup : 26mm
- Distance from door edge to the cup (K) : 3-5mm
- Recommended door thickness : 14-22mm
- Packing : 1 pair per Poly Bag / 100 pair per case

Item No. :

	M.R.P. / Pair	P./CTN
MCAH-009-0-N Full Overlay 0 Crank	215.00	1 Pair Per Polybag
MCAH-009-8-N Half Overlay 8 Crank	215.00	100 Sets Per Case
MCAH-009-16-N Inset 16 Crank	215.00	



(Iron Hydraulic Clip-on 3D Hinges) SILVER 3D



Soft closing 3D hinges-iron hydraulic (Clip-on)

- Open degree : 90°
- Height of hinge cup : 11.3mm
- Diameter of hinge cup : 26mm
- Distance from door edge to the cup (K) : 3-5mm
- Recommended door thickness : 14-22mm
- Packing : 1 pair per Poly Bag / 100 pair per case

Item No. :

	M.R.P. / Pair	P./CTN
	SS	BM
MCAH-009-0-3D Full Overlay 0 Crank	272.00	372.00
MCAH-009-8-3D Half Overlay 8 Crank	272.00	372.00
MCAH-009-16-3D Inset 16 Crank	272.00	372.00



Be-Blue (SS Hydraulic Clip-on Hinges) 2D



HONEST
QUALITY
ON TIME
HONEST
STANDARD
QUALITY
In METCRAFT, You Can Always Find A Hardware Product, It Always P

Soft-closing hinges SS hydraulic clip-on

- Open degree : 90°
- Height of hinge cup : 11.3mm
- Diameter of hinge cup : 26mm
- Distance from door edge to the cup (K) : 3-5mm
- Recommended door thickness : 14-22mm
- Packing : 1 pair per box / 50 pair per case

Item No. :

Item No.	M.R.P. / Pair	P./CTN
MCAH-011-0-S Full Overlay 0 Crank	307.00	1 Pair Per Polybag
MCAH-011-8-S Half Overlay 8 Crank	307.00	50 Sets Per Case
MCAH-011-16-S Inset 16 Crank	307.00	

SS Hydraulic 3D Hinges (Clip-on)



Soft-closing 3D hinges SS hydraulic clip-on

- Open degree : 90°
- Height of hinge cup : 11.3mm
- Diameter of hinge cup : 26mm
- Distance from door edge to the cup (K) : 3-5mm
- Recommended door thickness : 14-22mm
- Packing : 1 pair per box / 50 pair per case

Item No. :

Item No.	M.R.P. / Pair	P./CTN
MCAH-011-0-3DS Full Overlay 0 Crank	354.00	1 Pair Per Polybag
MCAH-011-8-3DS Half Overlay 8 Crank	354.00	50 Sets Per Case
MCAH-011-16-3DS Inset 16 Crank	354.00	



Pluton Hinges (Hydraulic Hinges)



Soft-closing hinges SS hydraulic clip-on

Open degree : 90°
 Height of hinge cup : 11.3mm
 Diameter of hinge cup : 26mm
 Distance from door edge to the cup (K) : 3-5mm
 Recommended door thickness : 14-22mm
 Packing : 1 pair per box / 50 pair per case

Item No. :

- MCAH-024-0-N**
Full Overlay 0 Crank
- MCAH-024-8-N**
Half Overlay 8 Crank
- MCAH-024-16-N**
Inset 16 Crank

M.R.P. / Pair	P./CTN
402.00	1 Pair Per Polybag
402.00	50 Sets Per Case
402.00	Per Case



SS 304 3D Hinges



Soft-closing 304-3D hinges SS hydraulic clip-on

Open degree : 90°
 Height of hinge cup : 11.3mm
 Diameter of hinge cup : 26mm
 Distance from door edge to the cup (K) : 3-5mm
 Recommended door thickness : 14-22mm
 Packing : 1 pair per box / 50 pair per case

Item No. :

- MCAH-025-0-N**
Full Overlay 0 Crank
- MCAH-025-8-N**
Half Overlay 8 Crank
- MCAH-025-16-3D**
Inset 16 Crank

M.R.P. / Pair	P./CTN
590.00	1 Pair Per Polybag
590.00	50 Sets Per Case
590.00	Per Case



In METCRAFT, You Can Always Find A Hardware Product, It Always Promotes Furniture Quality.

SS Non Magnetic 2D Hinge



Soft-closing hinges SS hydraulic clip-on 2D

- Open degree : 90°
- Height of hinge cup : 11.3mm
- Diameter of hinge cup : 26mm
- Distance from door edge to the cup (K) : 3-5mm
- Recommended door thickness : 14-22mm
- Packing : 1 pair per box / 50 pair per case

Item No. :

	M.R.P. / Pair	P/CTN
MCAH-026-0-N Full Overlay 0 Crank	460.00	1 Pair Per Polybag 50 Sets Per Case
MCAH-026-8-N Half Overlay 8 Crank	460.00	
MCAH-026-16-N Inset 16 Crank	460.00	

SS Non Magnetic Clip-on 3D Hinge



Soft-closing hinges SS hydraulic clip-on 3D

- Open degree : 90°
- Height of hinge cup : 11.3mm
- Diameter of hinge cup : 26mm
- Distance from door edge to the cup (K) : 3-5mm
- Recommended door thickness : 14-22mm
- Packing : 1 pair per box / 50 pair per case

Item No. :


	M.R.P. / Pair	P/CTN
MCAH-026-0-3D Full Overlay 0 Crank	499.00	1 Pair Per Polybag 50 Sets Per Case
MCAH-026-8-3D Half Overlay 8 Crank	499.00	
MCAH-026-16-3D Inset 16 Crank	499.00	



In METCRAFT, You Can Always Find A Hardware Product, It Always Promotes Furniture Quality.



The range of Metcraft Cabinet Accessories consist of various designs & features to meet your doors



Orange Buffer (Push to Open)

Item No. :
MCAH-033-OB

Material : ABS
Packing : 1 Pc. Poly Bag/ 300 Pc. per case

M.R.P. / Pc.
131.00



Stapler Hinge (Push to Open)

Item No. :
MCAH-033-Step

Material : Iron
Packing : 1 Pc. Poly Bag/ 400 Pc. per case

M.R.P. / Pc.
114.00

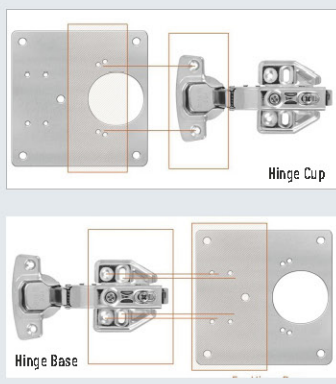



Push to Open Catcher

Item No. :
MCAH-033-PTOP

Material : ABS & Iron
Packing : 1 Pc. Poly Bag/ 300 Pc. per case

M.R.P. / Pc.
99.00



Cabinet Repair Plate

Item No. :
MCAH-034-CRP

Material : SS304
Packing : 10 Pc.per Box/ 20 Box. per Case

M.R.P. / Pc.
110.00

HONEST
 QUALITY
 ON TIME
 HONEST
 STANDARD
 QUALITY
 In METCRAFT, You Can Always Find A Hardware Product, It Always Promotes Furniture Quality.




HONEST
QUALITY
ON TIME
HONEST
STANDARD
QUALITY

In METCRAFT, You Can Always Find A Hardware Product, It Always Promotes Furniture Quality.



Door Closer





HONEST
QUALITY
ON TIME
HONEST
STANDARD
QUALITY
In METCRAFT, You Can Always Find A Hardware Product, It Always Promotes Furniture Quality.

The range of Metcraft Door Closer consist of various designs & Features to meet your door control Needs

DOOR CLOSER

The surface mounted door closers are partially quick and easy to install, with only a holes for the body and arm, requiring a minimum amount fo preterition on the door frame.

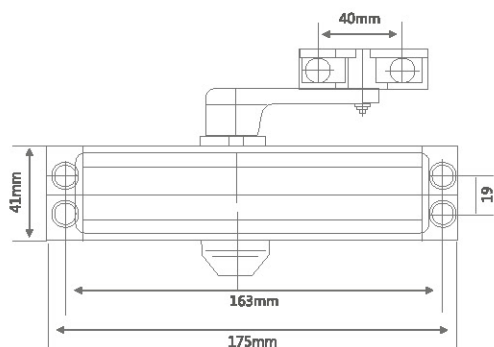
There are number of factors to consider when choosing how to mount your closer.



Item No. :

MCAH-019-DC-61

M.R.P. / Pc.	P/Ctn.
1300.00	1 Pc. Per Box 10 Pc. Per Case



- Size : 600x1100
- Environment conditions
- Accessibility to closer arm
- Space limitations of the frame above the door
- Space limitations on the top rail of the door
- Closer position
- Capacity : 30-45 kgs. Apx.
- Packing : 1 Pc. per box / 10 Pc. per case
- Opening Angle : 160°



HONEST
QUALITY
ON TIME
HONEST
STANDARD
QUALITY

In METCRAFT, You Can Always Find A Hardware Product, It Always Promotes Furniture Quality.



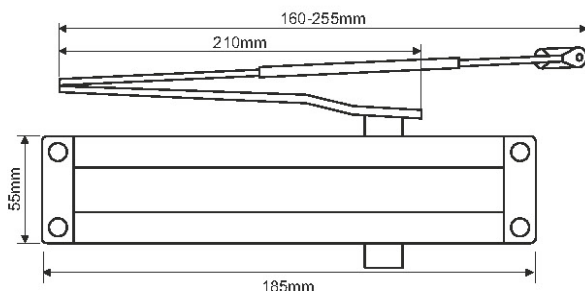
Build a new model of high-quality goods industry value is the crystallization of art and technology, its extraordinary excellence quality, design lead style, has become the pronoun of industry model.

Item No. :

MCAH-019-DC-65

DOOR CLOSER

- Environment conditions
- Accessibility to closer arm
- Space limitations of the frame above the door Closer position
- Capacity : 30-45 kgs. Apx.
- Upto 3 Lacs cycle Test passed.
- Packing : 1 Pc. per box / 20 Pc. per case
- High-quality steel material for spring processed through high frequency quenching and tempering which brings longer service span of product.
- Suitable for unilateral door the maximum reference door plank size : 600 to 1200mm with standing door weight of 35-65Kg.
- Imported material for oil seal, preventing from oil leakage better.
- Piston gear rack is made of high carbon steel, processed through high frequency quenching and tempering which brings longer service.
- High quality aluminium alloy die-casted machine body, protected by 3 layers of bright lacquers which prevent from oxidation.
- Suitable Temperature : 40°-60° C



	M.R.P. / Pc.	P/Ctn.
SS	1298/-	1 Pc. Per Box 20 Pc. Per Case

	M.R.P. / Pc.	P/Ctn.
AB	1698/-	1 Pc. Per Box 20 Pc. Per Case



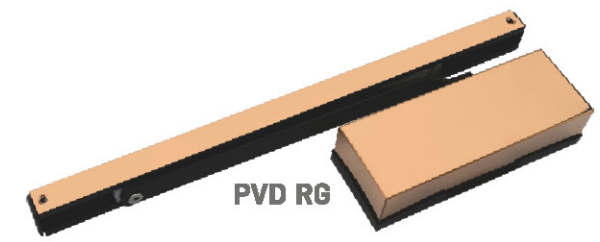


AB


Build a new model of high-quality goods industry value is the crystallization of art and technology, its extraordinary excellence quality, design lead style, has become the pronoun of industry model.

DOOR CLOSER

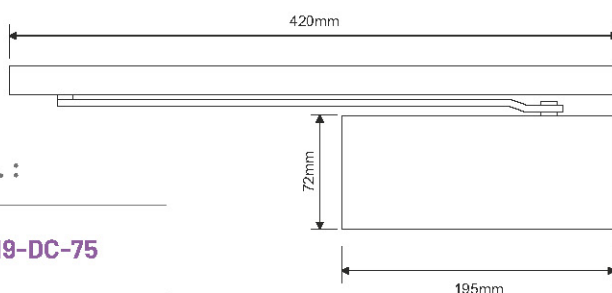
- Environment conditions
- Accessibility to closer arm
- Space limitations of the frame above the door Closer position
- Capacity : 30-45 kgs. Apx.
- Upto 3 Lacs cycle Test passed.
- Packing : 1 Pc. per box / 20 Pc. per case
- High-quality steel material for spring processed through high frequency quenching and tempering which brings longer service span of product.
- Suitable for unilateral door the maximum reference door plank size : 600 to 1200mm with standing door weight of 35-65Kg.
- Imported material for oil seal, preventing from oil leakage better.
- Piston gear rack is made of high carbon steel, processed through high frequency quenching and tempering which brings longer service.
- High quality aluminium alloy die-casted machine body, protected by 3 layers of bright lacquers which prevent from oxidation.
- Suitable Temperature : 40°-60° C



PVD RG



PVD BL



Item No. :

MCAH-019-DC-75

	M.R.P. / Pc.	P/Ctn.
AB	3000/-	1 Pc. Per Box 20 Pc. Per Case

	M.R.P. / Pc.	P/Ctn.
PVD RG	3000/-	1 Pc. Per Box 20 Pc. Per Case

	M.R.P. / Pc.	P/Ctn.
PVD BL	3000/-	1 Pc. Per Box 20 Pc. Per Case



In METCRAFT, You Can Always Find A Hardware Product, It Always Promotes Furniture Quality.



HONEST
QUALITY
ON TIME
HONEST
STANDARD
QUALITY

In METCRAFT, You Can Always Find A Hardware Product, It Always Promotes Furniture Quality.



The range of Metcraft Door Closer consist of various designs & Features to meet your door control Needs

DOOR CLOSER

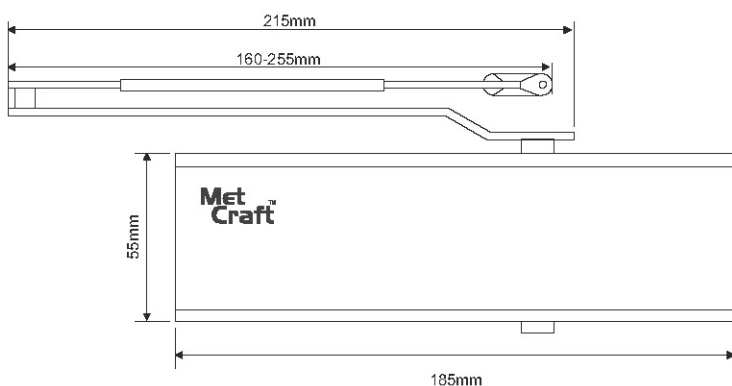
The surface mounted door closers are partially quick and easy to install, with only a holes for the body and arm, requiring a minimum amount fo preterition on the door frame.

There are number of factors to consider when choosing how to mount your closer.

M.R.P. / Pc.	P/Ctn.
1829/-	1 Pc. Per Box 20 Pc. Per Case


Item No. :

MCAH-019-DC-69



- Size : 700x2100
- Environment conditions
- Accessibility to closer arm
- Space limitations of the frame above the door
- Space limitations on the top rail of the door
- Closer position
- Capacity : 30 - 60 kgs. Apx.
- Packing : 1 Pc. per box / 20 Pc. per case





In METCRAFT, You Can Always Find A Hardware Product, It Always Promotes Furniture Quality.

The range of Metcraft Door Closer consist of various designs & Features to meet your door control Needs

Item No. :	M.R.P. / Pc.	P/Ctn.
MCAH-019-DC-91	5700/-	1 Pc. Per Box 10 Pc. Per Case



CONCEALED DOOR CLOSER

The Concealed mounted door closers are partially quick and easy to install, with only a holes for the body and arm, requiring a minimum amount fo preterition on the door frame.

THERMOSTATIC HYDRAULIC FLUID: Stable hydraulic fluid for all climate conditions. (Temperature range -15°C to 40°C)

RUST RESISTANCE: Rust proof extruded anodized aluminum body and painted steel arm

HIGH GARDE MATERIAL: Heat treated steel rack and pinion immersed in high grade oil gives smooth precise closing action and offers high wear resistance

APPLICATIONS: It can be used on fire retarded and fire exit doors in public buildings, offices, Malls, theatres and also an entrance doors

Size : 28mm

Environment conditions

Accessibility to closer arm

Space limitations of the frame above the door

Space limitations on the top rail of the door

Closer position

Capacity : 80kgs. Apx

Packing : 1 Pc. per box / 10 Pc. per case



The range of Metcraft Floor Spring & Patch Fittings consist of various designs & features to meet your door control needs.

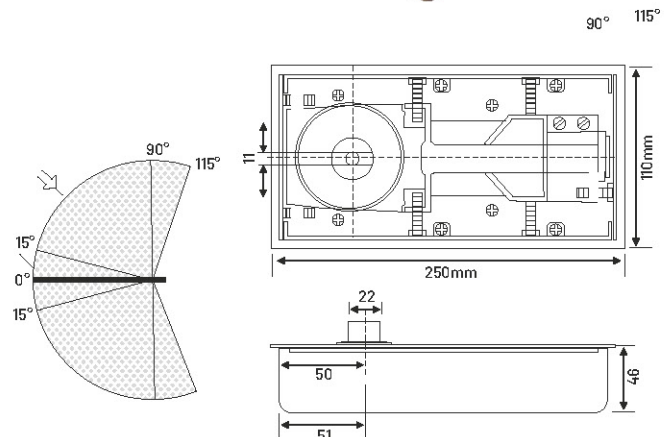


M.R.P. / Pc.	P/Ctn.
3304.00	1 Pc. Per Box 4 Pc. Per Case

Item No. :

MCAH-018 (90 KG)

- Suitable for the size of door 850 x 2100mm.
- Suitable for left-right opening & single-door-double door two direction opening, 90° hold open
- Angle of turn on the door > 115°.
- 90° - 115° Arbitrariness orientation function.
- Easy to adapt to individual requirements with dual valve.
- Closing speed and latching speed both can be adjusted.
- Adjustability within the frame.
- Height - 4mm, Width - 5mm from left & 10mm from right
- Passed durability test for 5,00,000 cycles.
- Door weight upto 90 kgs. Apx.
- SS-304 Grade, upper plate
- Packing : 1Pc. per box / 4 Pc. per case



HONEST
 QUALITY
 ON TIME
 HONEST
 STANDARD
 QUALITY
 In METCRAFT, You Can Always Find A Hardware Product, It Always Promotes Furniture Quality.

Floor Spring Machine

The range of Metcraft Floor Spring & Patch Fittings consist of various designs & features to meet your door control needs.

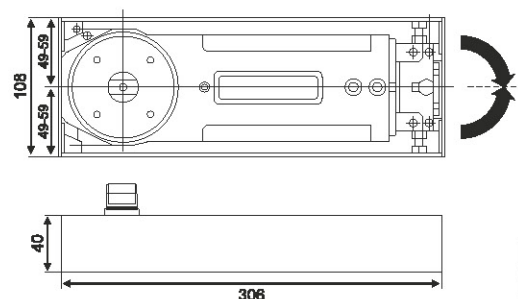


M.R.P. / Pc.	P/Ctn.
5310.00	1 Pc. Per Box 4 Pc. Per Case

Item No. :

MCAH-023 (120 KG)

- Suitable for the size of door 850 x 2100mm.
- Suitable for left-right opening & single-door-double door two direction opening, 90° hold open
- Angle of turn on the door > 115°.
- 90° - 115° Arbitrariness orientation function.
- Easy to adapt to individual requirements with dual valve.
- Closing speed and latching speed both can be adjusted.
- Adjustability within the frame.
- Height - 4mm, Width - 5mm from left & 10mm from right
- Passed durability test for 5,00,000 cycles.
- Door weight upto 120 kgs. Apx.
- SS-304 Grade, upper plate
- Packing : 1 Pc. per box / 4 Pc. per case

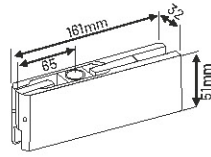


HONEST
QUALITY
ON TIME
HONEST
STANDARD
QUALITY
In METCRAFT, You Can Always Find A Hardware Product, It Always Promotes Furniture Quality.



HONEST
QUALITY
ON TIME
STANDARD
QUALITY

In METCRAFT, You Can Always Find A Hardware Product, It Always Promotes Furniture Quality.

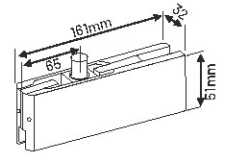


MCAH-020-T-01

M.R.P. / Pc.	P/Ctn.
885.00	1 Pc. Per Box 20 Pc. Per Case

Top Patch

It is Suitable for 10mm-12mm toughened glass
Finish: Satin SS, Polished CP Mirror Finish
Plate Material Stainless Steel 304
Hole Diameter 15mm with bearing insert

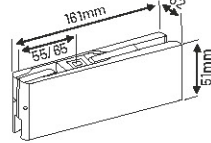


MCAH-020-O-P-07

M.R.P. / Pc.	P/Ctn.
885.00	1 Pc. Per Box 20 Pc. Per Case

Over Panel

It is Suitable for 10mm-12mm toughened glass
Finish: Satin SS, Polished CP Mirror Finish
Plate Material Stainless Steel 304
Knob Diameter 15mm with bearing insert

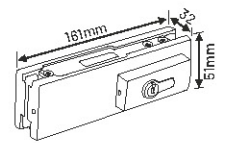


MCAH-020-B-02

M.R.P. / Pc.	P/Ctn.
885.00	1 Pc. Per Box 20 Pc. Per Case

Bottom Patch

It is Suitable for 10mm-12mm toughened glass.
Finish: Satin SS, Polished CP Mirror Finish
Plate Material Stainless Steel 304

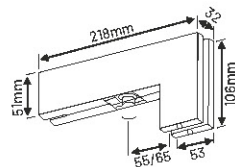


MCAH-020-L-03

M.R.P. / Pc.	P/Ctn.
1888.00	1 Pc. Per Box 20 Pc. Per Case

Lock Patch

It is Suitable for 10mm-12mm toughened glass.
Finish: Satin SS, Polished CP Mirror Finish
Plate Material Stainless Steel 304

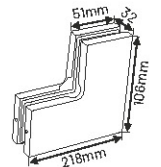


MCAH-020-L-B-04

M.R.P. / Pc.	P/Ctn.
1534.00	1 Pc. Per Box 20 Pc. Per Case

L-Big Patch

It is Suitable for 10mm-12mm toughened glass.
Finish: Satin SS, Polished CP Mirror Finish
Plate Material Stainless Steel 304



MCAH-020-L-S-05

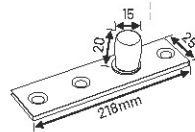
M.R.P. / Pc.	P/Ctn.
1180.00	1 Pc. Per Box 20 Pc. Per Case

L-Small

It is Suitable for 10mm-12mm toughened glass.
Finish: Satin SS, Polished CP Mirror Finish
Plate Material Stainless Steel 304



MCAH-020-P-06



Pivot

M.R.P. / Pc.	P/Ctn.
212.00	1 Pc. Per Box 100 Pc. Per Case



The range of Metcraft Pneumatic Support consist of various designs & features to meet supporting cabinet doors & control needs



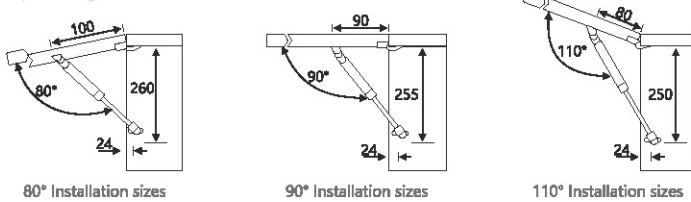
In METCRAFT, You Can Always Find A Hardware Product, It Always Promotes Furniture Quality.

- Material** : Iron+Plastic damping of Copper+Plastic damping
- Finish** : Silver Grey
- Available for** : Up-turning wooden door and aluminium-door
- Function** : Supporting cabinet doors
- Features** : The leanth of gas spring-10"
 The dimensions of pipe: 15x1.0mm; The dia. of rod: 6.0mm
 International advanced spray-paint technology
 Weight-lifting is 50N, 60N, 80N, 100N, 120N, 150N, 180N, 250N
 High density zinc alloy cast part
 Different pneumatic can be ordered for different weight of door panel
- Packing** : 1 Pair per box / 50 Pair per case

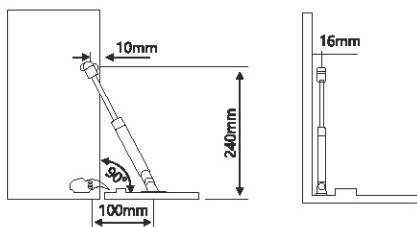


Installation indication

Up Lifting



Down Lifting

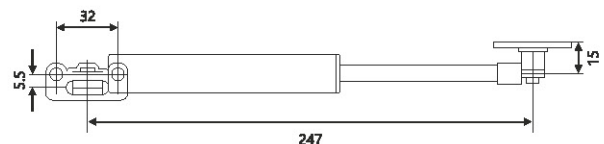


*The above technical information depends on the size of 12".

Item No. :

		M.R.P. / Pair	P/CTN.
MCAH-012-5K	- 5Kg.	295.00	1 Pair Per Box 50 Pair Per Case
MCAH-012-10K	- 10Kg.	301.00	
MCAH-012-15K	- 15Kg.	307.00	
MCAH-012-20K	- 20Kg.	313.00	
MCAH-012-25K	- 25Kg.	319.00	

Capacity : 5Kgs. to 25Kgs.



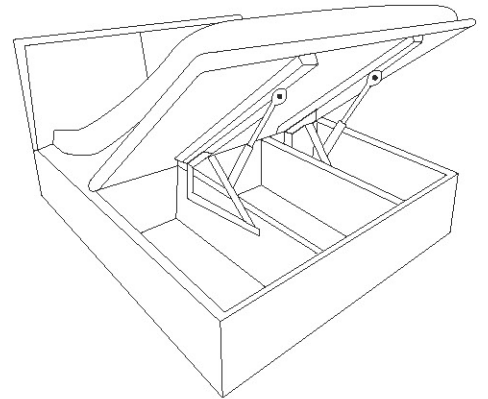
The range of Metcraft Bed Kamani consist of various designs & features to meet your bad control needs



In METCRAFT, You Can Always Find A Hardware Product, It Always Promotes Furniture Quality.



- Material** : Iron Kamani+Plastic damping of Copper+Plastic damping+Nitrogen Gas Pump
- Finish** : Black Nickel
- Available for** : Up-turning wooden Bed
- Function** : Supporting cabinet Beds & Folding Beds
- Features** : The lenght of gas spring-15"
 The dimensions of pipe: 15x1.0mm; The dia. of rod: 6.0mm
 International advanced spray-paint technology
 Weight-lifting is 36" upto 120kg & 48" upto 150kg
- Packing** : 1 Pair per box



Item No. :	Size	Weight	M.R.P. / Pair	P./CTN.
MCAH-122-36K	900x3mm (with Kamani)	50Kg. Apx.	4012.00	1 Pair Per Box / 5 Pair Per Case
MCAH-122-36K	900x3mm (with Kamani)	75Kg. Apx.	4071.00	1 Pair Per Box / 5 Pair Per Case
MCAH-122-36K	900x3mm (with Kamani)	100Kg. Apx.	4130.00	1 Pair Per Box / 5 Pair Per Case
MCAH-122-48K	1200x4mm (with Kamani)	100Kg. Apx.	4602.00	1 Pair Per Box / 5 Pair Per Case
MCAH-122-60K	1500x5mm (with Kamani)	150Kg. Apx.	5310.00	1 Pair Per Box / 5 Pair Per Case
MCAH-122-60K	1500x5mm (with Kamani)	175Kg. Apx.	5369.00	1 Pair Per Box / 5 Pair Per Case
MCAH-122-60K	1500x5mm (with Kamani)	200Kg. Apx.	5428.00	1 Pair Per Box / 5 Pair Per Case





HONEST
QUALITY
ON TIME
HONEST
FORWARD
QUALITY


In METCRAFT, You Can Always Find A Hardware's Product, It Always Promotes Further's Quality.

Knob Locks





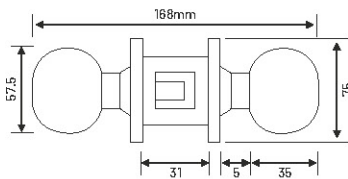
In METCRAFT, You Can Always Find A Hardware Product, It Always Promotes Furniture Quality.



Doors : Cross bore 54mm, Edge bore 25mm,
Latch face 25x57mm.
Backset : Adjustable 60mm or 70mm.
Latch : ½" throw dead latch and spring
latch, adjustable 60/70mm latch
Grade : SUS 304
Key : Brass Key Computerised
Packing : 1 set per box / 30 sets per case


Item No. :

MCAH-016



Model No.	Description	Finish	P./CTN.	M.R.P.	Unit
MCAH-016-SS-ET	SS-ET (With Key)	SS-304 Grade Cover	1 Set Per Box/ 30 Set Per Case	1062.00	Per Set
MCAH-016-SS-BK	SS-BK (With out Key)	SS-304 Grade Cover		1038.00	Per Set
MCAH-016-AB-ET	AB-ET (With Key)	AB-304 Grade Cover		1180.00	Per Set
MCAH-016-AB-BK	AB-BK (With out Key)	AB-304 Grade Cover		1156.00	Per Set
MCAH-016-RG-ET	RG-ET (With Key)	RG-304 Grade Cover		1290.00	Per Set
MCAH-016-RG-BK	RG-BK (With out Key)	RG-304 Grade Cover		1265.00	Per Set
MCAH-016-BM-ET	BM-ET (With Key)	BM-304 Grade Cover		1290.00	Per Set

Cylindrical Knob Lock

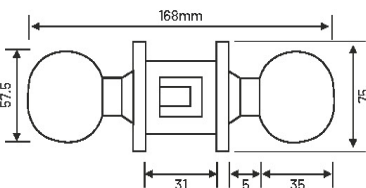


In METCRAFT, You Can Always Find A Hardware Product, It Always Promotes Furniture Quality.

Doors : Cross bore 54mm,
Edge bore 25mm,
Latch face 25x57mm.
Backset : Adjustable 60mm or 70mm.
Latch : 1/2" throw dead latch and spring
latch, adjustable 60/70mm latch
Key : Brass Key Cylindrical
Packing : 1 set per box / 30 sets per case

Item No. :

MCAH-587



Model No.	Description	Finish	P./CTN.	M.R.P.	Unit
MCAH-587-SS-ET	SS-ET (With Key)	SS-202 Grade Cover	1 Pc. Per Box/ 30 Pc. Per Case	826.00	Per Pc.
MCAH-587-SS-BK	SS-BK (With out Key)	SS-202 Grade Cover		802.00	Per Pc.
MCAH-587-AB-ET	AB-ET (With Key)	AB-202 Grade Cover		944.00	Per Pc.
MCAH-587-PB-ET	PB-ET (With Key)	PB-202 Grade Cover		944.00	Per Pc.
MCAH-587-BN-ET	BN-ET (With Key)	BN-202 Grade Cover		944.00	Per Pc.





In METCRAFT, You Can Always Find A Hardware Product, It Always Promotes Furniture Quality.



- 45° open angle for lever handle, Solid and Durable construction
- Material : Zinc body, Brass Lock
- This door handles work for doors with thickness range from 30 mm to 50 mm.
- This handle set is also tested for more than 300,000 cycles.
- With its reversible design this handle for your home can be installed left and right both type of doors.
- This mortise lock for door feature a rotate-button knob facility from inside to lock the door and key mechanism on the other side of the door to open it in case of emergency.

Doors : Thickness 30 - 50mm
 Backset : Adjustable 60mm or 70mm.
 Latch : ½" throw dead latch and spring
 latch, adjustable 60/70mm latch
 Key : 3 Wave Brass Keys
 Packing : 1 set per box / 24 sets per case

Item No. :
MCAH-031-LH-ET

Model No.	Description	Finish	P./CTN.	M.R.P.	Unit
MCAH-031-LH-ET	Lever Lock Set with Key	S.S.	24 Pc.	2999.00	Per Pc.



Met Craft™



HONEST
QUALITY
ON TIME
HONEST
STANDARD
QUALITY

In METCRAFT, You Can Always Find A Hardware Product, It Always Promotes Furniture Quality.


Door Locks

Secure

your world with confidence **Mega Bolt Door Lock** the ultimate barrier against intrusion and the symbol of unwavering safety.



The range of Metcraft Mega Bolt consist of various designs & features to meet your doors



- Steel Body.
- Double Stroke Four Steel Dead Bolt
- Brass Ultra Keys With 14 Pin Brass Cylinder Over 1 Million Key Combination.
- Aesthetically Designed With Soft Rounded Edges.
- Suitable For Main Entrance Single / Double Doors In Residence / Institutions / Offices.
- Suitable For 30 To 90mm Thick, Left & Right Hand Doors.
- Suitable For Both Inside & Outside Opening Doors.
- Operated By Dimple Key From Outside & Knob / Key From Inside.

Item No. :

MCAH-MB-BSK-AB

Model No.	Description	Finish	P./CTN.	M.R.P.	Unit
MCAH-MB-BSK-AB	Mega Bolt Both Side Key	AB	1 Pc. Per Box/ 10 Pc. Per Case	5500.00	Per Pc.

Alpha Verti Bolt



- Steel Body.
- Single Stroke Three Steel Vertical Bolt
- Brass Ultra Keys With 14 Pin Brass Cylinder Over 1 Million Key Combination.
- Aesthetically Designed With Soft Rounded Edges.
- Suitable For Main Entrance Single / Double Doors In Residence / Institutions / Offices.
- Suitable For 30 To 90mm Thick, Left & Right Hand Doors.
- Suitable For Both Inside & Outside Opening Doors.
- Operated By Dimple Key From Outside & Knob / Key From Inside.

Item No. :

MCAH-MVB-OSK-AB

Model No.	Description	Finish	P./CTN.	M.R.P.	Unit
MCAH-MVB-OSK-AB	Verti Bolt One Side Key	AB	1 Pc. Per Box/ 10 Pc. Per Case	5900.00	Per Pc.

In METCRAFT, You Can Always Find A Hardware Product, It Always Promotes Furniture Quality.



Meta Bolt With Night Latch

The range of Metcraft Tri Bolt consist of various designs & features to meet your doors



Item No. :
MCAH-MTB-OSK-BS
MCAH-MTB-OSK-AB

Model No.	Description	Finish	P./CTN.	M.R.P.	Unit
MCAH-MTB-OSK	Meta Bolt OSK	AB/BS	1 Pc. Per Box 10 Pc. Per Case	5300.00	Per Pc.
MCAH-MTB-BSK	Meta Bolt BSK	AB/BS		6100.00	Per Pc.

Tri bolt with Roller Latch



- Steel Body.
- Double Stroke Two Steel Dead Bolt/2 Dead Bolt With Roller Latch Bolt.
- Brass Ultra Keys With 14 Pin Brass Cylinder Over 1 Million Key Combination.
- Aesthetically Designed With Soft Rounded Edges.
- Suitable For Main Entrance Single / Double Doors In Residence / Institutions / Offices.
- Suitable For 30 To 90mm Thick, Left & Right Hand Doors.
- Suitable For Both Inside & Outside Opening Doors.
- Operated By Dimple Key From Outside & Knob / Key From Inside.

Item No. :
MCAH-503-OSK-AB
MCAH-503-OSK-BL

Model No.	Description	Finish	P./CTN.	M.R.P.	Unit
MCAH-503-OSK-AB	Tri-Bolt Roller Latch	AB	1 Pc. Per Box 10 Pc. Per Case	2478.00	Per Pc.
MCAH-503-OSK-BL	Tri-Bolt Roller Latch	BL		2678.00	Per Pc.

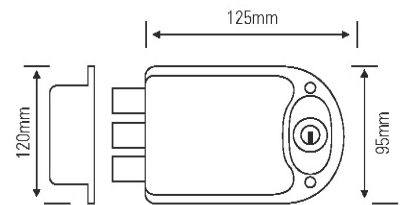
HONEST
QUALITY
ON TIME
HONEST
STANDARD
QUALITY
In METCRAFT, You Can Always Find A Hardware Product, It Always Promotes Furniture Quality.



The range of Metcraft Tri Bolt consist of various designs & features to meet your doors



- Steel Body.
- Double Stroke Three Steel Dead Bolt/2 Dead Bolt With Reversible Latch Bolt.
- Brass Ultra Keys With 14 Pin Brass Cylinder Over 1 Million Key Combination.
- Aesthetically Designed With Soft Rounded Edges.
- Suitable For Main Entrance Single / Double Doors In Residence / Institutions / Offices.
- Suitable For 30 To 90mm Thick, Left & Right Hand Doors.
- Suitable For Both Inside & Outside Opening Doors.
- Operated By Dimple Key From Outside & Knob / Key From Inside.



Model No.	Description	Finish	P./CTN.	M.R.P.	Unit
MCAH-501-BSK-SS	Tri Bolt Both Side Key	SS	1 Pc. Per Box/ 10 Pc. Per Case	3186.00	Per Pc.
MCAH-501-OSK-SS	Tri Bolt One Side Key	SS		2478.00	Per Pc.
MCAH-501-BSK-AB	Tri Bolt Both Side Key	AB		3186.00	Per Pc.
MCAH-501-OSK-AB	Tri Bolt One Side Key	AB		2478.00	Per Pc.
MCAH-502-OSK-SS	Tri Bolt OSK Night Latch	SS		2832.00	Per Pc.
MCAH-502-OSK-AB	Tri Bolt OSK Night Latch	AB		2832.00	Per Pc.
MCAH-501-OSK-BL	Tri Bolt One Side Key	BL		2678.00	Per Pc.
MCAH-501-BSK-BL	Tri Bolt Both Side Key	BL		3386.00	Per Pc.
MCAH-502-OSK-BL	Tri Bolt OSK Night Latch	BL		3032.00	Per Pc.


In METCRAFT, You Can Always Find A Hardware Product, It Always Promotes Furniture Quality.

- HONEST
- QUALITY
- ON TIME
- HONEST
- STANDARD
- QUALITY



Verti Bolt

The range of Metcraft Verti Bolt consist of various designs & features to meet your doors



- Steel Body.
- Single Stroke Two Steel Dead Bolt
- Brass Ultra Keys With 14 Pin Brass Cylinder Over 1 Million Key Combination.
- Aesthetically Designed With Soft Rounded Edges.
- Suitable For Main Entrance Single / Double Doors In Residence / Institutions / Offices.
- Suitable For 30 To 90mm Thick, Left & Right Hand Doors.
- Suitable For Both Inside & Outside Opening Doors.
- Operated By Dimple Key From Outside & Knob / Key From Inside.

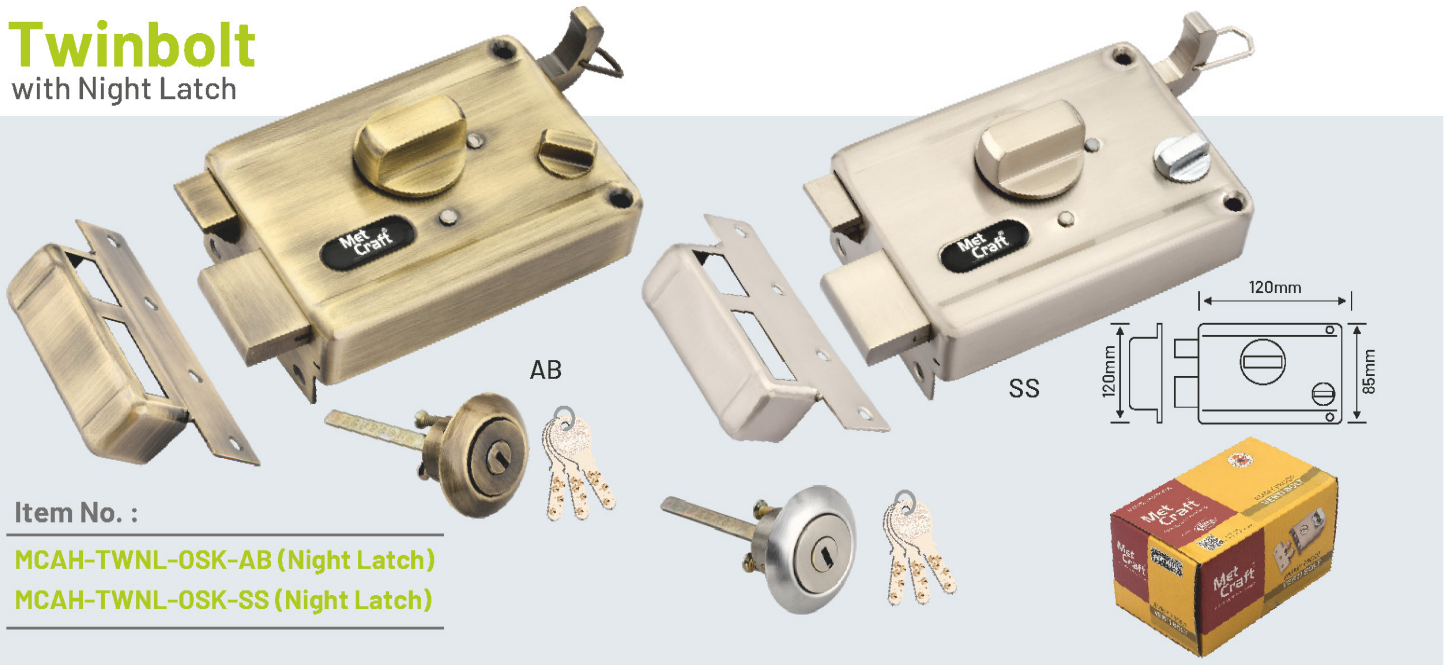


Item No. :

MCAH-VB01-OSK-AB
MCAH-VB01-OSK-SS

Model No.	Description	Finish	P./CTN.	M.R.P.	Unit
MCAH-VB01-OSK-SS	Verti Bolt One Side Key	SS	1 Pc. Per Box 12 Pc. Per Case	2300.00	Per Pc.
MCAH-VB01-OSK-AB	Verti Bolt One Side Key	AB		2300.00	Per Pc.

Twinbolt with Night Latch



Item No. :

MCAH-TWNL-OSK-AB (Night Latch)
MCAH-TWNL-OSK-SS (Night Latch)

Model No.	Description	Finish	P./CTN.	M.R.P.	Unit
MCAH-TWNL-OSK-SS	Twin Bolt One Side Key	SS	1 Pc. Per Box 20 Pc. Per Case	2360.00	Per Pc.
MCAH-TWNL-OSK-AB	Twin Bolt One Side Key	AB		2360.00	Per Pc.



In METCRAFT, You Can Always Find A Hardware Product, It Always Promotes Furniture Quality.



HONEST
QUALITY
ON TIME
HONEST
STANDARD
QUALITY

In METCRAFT, You Can Always Find A Hardware Product, It Always Promotes Furniture Quality.



- Steel Body.
- Double Three Four Steel Dead Bolt
- Brass Ultra Keys With 14 Pin Brass Cylinder Over 1 Million Key Combination.
- Aesthetically Designed With Soft Rounded Edges.
- Suitable For Main Entrance Single / Double Doors In Residence / Institutions / Offices.
- Suitable For 30 To 90mm Thick, Left & Right Hand Doors.
- Suitable For Both Inside & Outside Opening Doors.
- Operated By Dimple Key From Outside & Knob / Key From Inside.

Item No. :

MCAH-NB-OSK-SS

MCAH-NB-OSK-AB

Model No.	Description	Finish	P./CTN.	M.R.P.	Unit
MCAH-NB-OSK-SS	Nano Bolt One Side Key	SS	1 Pc. Per Box/ 20 Pc. Per Case	1950.00	Per Pc.
MCAH-NB-OSK-AB		AB			



The range of Metcraft Stopper consist of various designs & features to meet your doors

Item No. :

MCAH-007-SS

Material : SS
 Finish : CP-SS
 Size : 75mm
 Packing : 10 Pc. box / 100 Pc. per case

Item No. :

MCAH-007-AB

Material : SS
 Finish : AB
 Size : 75mm
 Packing : 10 Pc. box / 100 Pc. per case

Item No. :

MCAH-007-PU Gold

Material : SS
 Finish : PU Gold
 Size : 75mm
 Packing : 10 Pc. box / 100 Pc. per case

Item No. :

MCAH-007-RG

Material : SS
 Finish : RG
 Size : 75mm
 Packing : 10 Pc. box / 100 Pc. per case

Item No. :

MCAH-007-BL

Material : SS
 Finish : BL
 Size : 75mm
 Packing : 10 Pc. box / 100 Pc. per case


HONEST
 QUALITY
 ON TIME
 HONEST
 STANDARD
 QUALITY
 In METCRAFT, You Can Always Find A Hardware Product, It Always Promotes Furniture Quality.

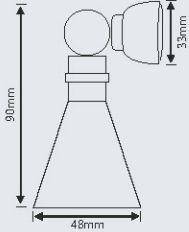



The range of Metcraft Stopper consist of various designs & features to meet your doors



In METCRAFT, You Can Always Find A Hardware Product, It Always Promotes Furniture Quality.








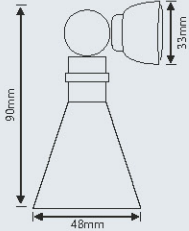
M.R.P. / Pc.
335.00


Item No. : _____

MCAH-DBS027-SS

Material : Zinc
Finish : CP-SS
Size : 110mm
Packing : 10 Pc. box / 100 Pc. per case








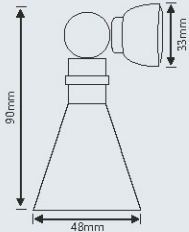
M.R.P. / Pc.
365.00


Item No. : _____

MCAH-DBS027-AB

Material : Zinc
Finish : AB
Size : 110mm
Packing : 10 Pc. box / 100 Pc. per case








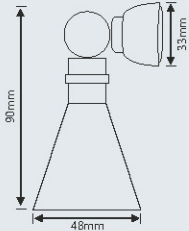
M.R.P. / Pc.
395.00


Item No. : _____

MCAH-DBS027-PU Gold

Material : Zinc
Finish : PVD Gold
Size : 110mm
Packing : 10 Pc. box / 100 Pc. per case








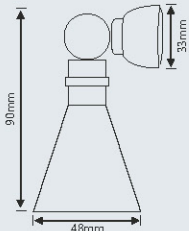
M.R.P. / Pc.
395.00


Item No. : _____

MCAH-DBS027-RG

Material : Zinc
Finish : PVD Rose Gold
Size : 110mm
Packing : 10 Pc. box / 100 Pc. per case







M.R.P. / Pc.
395.00

Item No. : _____

MCAH-DBS027-BL

Material : Zinc
Finish : BL
Size : 110mm
Packing : 10 Pc. box / 100 Pc. per case



Magnetic Soft Catch Door Holder

SS

AB

Item No. :

MCAH-MSDH028-SS

Material : SS
 Finish : CP-SS
 Size : 82-94mm
 Packing : 10 Pc. box / 100 Pc. per case

M.R.P. / Pc.

530.00 (SS)

640.00 (AB)

- Easy to Install
- Wide Application
- Powerful Magnet
- 304 Stainless Steel
- Hydraulic Spring



In METCRAFT, You Can Always Find A Hardware Product. It Always Promotes Furniture Quality.

Broom Holder

Rust Free : SS 304
 Weight Capacity : 20 Kg.
 Finish : SS
 Packing : 1 Pc. box / 100 Pc. per case

MCAH - BH - 01 **M.R.P. / Pc. 390.00**

Multipurpose Locks (The range of Metcraft Drawer Locks consist of various design & features to meet your drawer locking needs.)

Item No. :

MCAH-017 (METCO)

Material : Iron
 Finish : Chrome, CP
 Packing : 1 Pc. Per Box / 240 Pc. Per Case with iron lever keys

M.R.P. / Pc.

65.00

Item No. :

MCAH-006 (DIMPLE)

Material : Zinc
 Finish : Chrome, CP-SS
 Packing : 1 Pc. Per Box / 240 Pc. Per Case with dimple keys technology

M.R.P. / Pc.

224.00

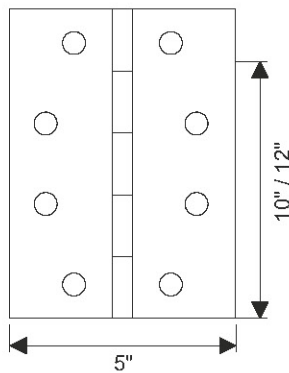




Stainless Steel HINGE

Size: 4x12, 5x12

**Finishes: SS, Antique
Black, Rose Gold**



Model No.	Description	Size	Finish	P./CTN.	M.R.P.	Unit
MCAH-029-WH-04-12	Stainless Steel Hinge	4x12	SS	2 Pc / Pkt 5 Pkt / Box	120.00	Per Pc.
			AB, BLK, RG		180.00	Per Pc.
MCAH-029-WH-05-12	Stainless Steel Hinge	5x12	SS	10 Box / Case	143.00	Per Pc.
			AB, BLK, RG		215.00	Per Pc.






Item No. :

MCWF-1

Sliding Wardrobe Fittings
Upto 60 Kgs. (One Door)
Finish : Zinc
P./CTN. : 1 Pc. Per Box, 50 Box Per Case
M.R.P. / Pc.330.00



Item No. :

MCWF-2

Wooden Sliding Door Fitting (4 Wheels)
Upto 80 Kgs. (SS 304 + Nylon)
Finish : SS
P./CTN. : 1 Pc. Per Box, 40 Box Per Case
M.R.P. / Pc.708.00



Item No. :

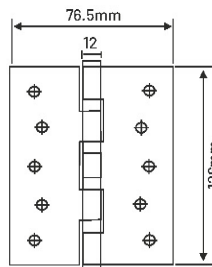
MCWF-3

Wooden Sliding Door Fitting (8 Wheels)
Upto 100 Kgs. (SS 304 + Nylon)
Finish : SS
P./CTN. : 1 Pc. Per Box, 25 Box Per Case
M.R.P. / Pc.1121.00



In METCRAFT, You Can Always Find A Hardware Product, It Always Promotes Furniture Quality.

Stainless Steel Door Hinge



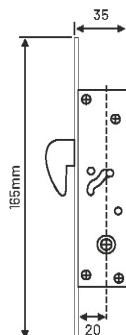
Item No. :

MCAH-505

Material : Stainless Steel
Size : 126x76.5x3mm
Bearing : 4
Function : Support and switch door leaf
Screw : 10 Pcs. SS Screw
P./CTN. : 1 Pair Per Box, 60 Pair Per Case

M.R.P. / Pair. 448.00

Aluminium & Wooden Profile Door Lock




Item No. :

MCAH-014

Aluminium & Wooden Door Lock
with Star Key, 150mm
Hook Lock-12 No.
Packing : 1 Pc. per box / 50 Pc. per case

M.R.P. / Pc.	P/Ctn.
566.00	1 Pc. Per Box 50 Pc. Per Case





- External installation, no cutting or grooving needed.
- Concealed damper with re-set function
- Damper with Anti jump and Anti-decoupling function
- Loading capacity: 50kg/door
- Apply to wooden thickness of wooden door: T>20mm
- Apply to thickness of aluminium frame door: T<34mm

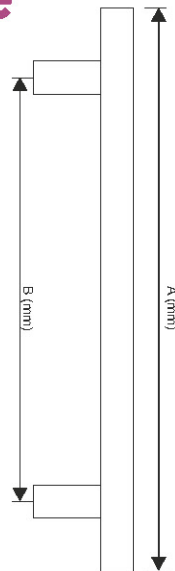


Item No. :

MCWW-01

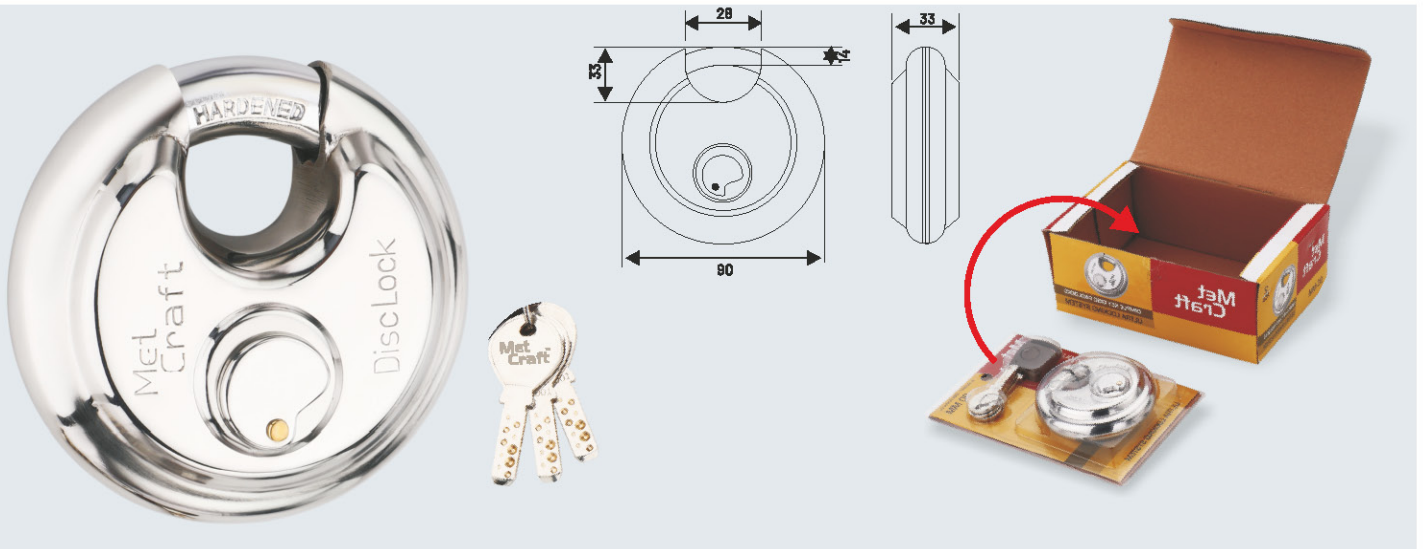
Model No.	Description	Finish	P./CTN.	M.R.P.	Unit
MCWW-01	Softclose Wardrobe Wheel	SS	1 Pc. Per Box 15 Pc. Per Case	1829.00	Per Pc.

S.S. Cabinet Handle



Model No.	Description	Size (Ax B)	Finish	P./CTN.	M.R.P.	Unit		
MCAH-SSCH-01	Stainless Steel Cabinet Handle	4" (100x64)	SS	50 Pc/Box 10 Box/Case	38.00	Per Pc.		
			AB/BM		49.00	Per Pc.		
		6" (150x96)	SS		50 Pc/Box 10 Box/Case	40.00	Per Pc.	
			AB/BM			52.00	Per Pc.	
		8" (200x120)	SS			50 Pc/Box 10 Box/Case	47.00	Per Pc.
			AB/BM				61.00	Per Pc.
		10" (250x160)	SS	50 Pc/Box 4 Box/Case			52.00	Per Pc.
			AB/BM				68.00	Per Pc.
		12" (300x192)	SS		50 Pc/Box 4 Box/Case		59.00	Per Pc.
			AB/BM				77.00	Per Pc.
		14" (350x224)	SS			50 Pc/Box 4 Box/Case	68.00	Per Pc.
			AB/BM				88.00	Per Pc.

Disc Lock



Feature For Dimple Technology

- Key duplication : Virtually impossible, only by manufacturer
- Mfg. Process : Computerized CNG M/c
- Combination : Millions.
- Security : 14 locking pins with micron accuracy : UNMATCHABLE
- Material : Stainless steel (rustproof) for long life.
- self Lubrication, Long Life
- Technology : Latest, III Generation Italy

Item No. :

M.R.P. / Pc.

P./CTN

MCAH-D90

1086.00

2 Pc. per box
50 Pc. Per Case

MCAH-D90
Combo

1062.00

2 Pc. per box
50 Pc. Per Case

Glass Shelf Support Screw



Item No. :

MCAH-035- GS

Finish : CP-SS
Size : 25mm
Packing : 250 Pc. box / 20 Box. per case

M.R.P. / Box.

1250.00



✓ Self-contained Phillips screw port, simple installation and easy removal.



✓ Silent design with a dust cover, noise-reducing and glass-cushioning.



"Met Craft" is a registered trademark of Met Craft India Pvt. Ltd. All rights reserved.

The range of Metcraft Screw consist of various designs & features to meet your doors

HONEST
QUALITY
ON TIME
HONEST
STANDARD
QUALITY

In METCRAFT, You Can Always Find A Hardware Product, It Always Promotes Furniture Quality.



- Black Coated Hardened Steel Works with Wood, Plastic, even thin sheets of metal, Gypsum board, WPC Sheets, HDHMR Boards, MDF Boards, Particle Boards, Plywood, Galvanized sheets & Sections up to 0.60 mm Thickness
- Applications: Carpentry works, Electrical works, general purpose fixing for boxes, handles, units, boards every home equipments and a DIY users.
- Drive type: Philips (star)
- Head type: Bugle (Counter shrunk head fits flat on the surface)
- Length: indicates total length (including head)
- Product color may slightly vary due to photographic lighting sources or your monitor settings

Item No.:	Size	M.R.P.	P./CTN.
MCAH-50619	6x19mm	485.00 Pre 1000 Pc.	1000pc./Box, 20 Box/Case
MCAH-50625	6x25mm	615.00 Pre 1000 Pc.	1000pc./Box, 20 Box/Case
MCAH-50632	6x32mm	585.00 Pre 800 Pc.	800pc./Box, 20 Box/Case
MCAH-50638	6x38mm	450.00 Pre 500 Pc.	500pc./Box, 20 Box/Case
MCAH-50650	6x50mm	470.00 Pre 400 Pc.	400pc./Box, 20 Box/Case



- Nickel Coated Hardened Steel Works with Wood, Plastic, even thin sheets of metal, Gypsum board, WPC Sheets, HDHMR Boards, MDF Boards, Particle Boards, Plywood, Galvanized sheets & Sections up to 0.60 mm Thickness
- Applications: Carpentry works, Electrical works, general purpose fixing for boxes, handles, units, boards every home equipments and a DIY users.
- Drive type: Philips (star)
- Head type: Bugle (Counter shrunk head fits flat on the surface)
- Length: indicates total length (including head)
- Product color may slightly vary due to photographic lighting sources or your monitor settings

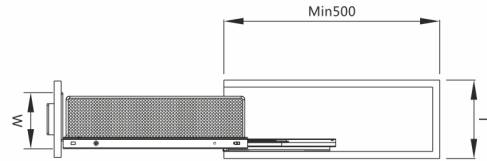
Item No.:	Size	M.R.P.	P./CTN.
MCAH-51613	6x13mm	482.00 Pre 1000 Pc.	1000pc./Box, 52 Box/Case
MCAH-51616	6x16mm	514.00 Pre 1000 Pc.	1000pc./Box, 44 Box/Case
MCAH-51619	6x19mm	527.00 Pre 1000 Pc.	1000pc./Box, 37 Box/Case
MCAH-51625	6x25mm	655.00 Pre 1000 Pc.	1000pc./Box, 28 Box/Case
MCAH-51632	6x32mm	838.00 Pre 1000 Pc.	1000pc./Box, 20 Box/Case
MCAH-51638	6x38mm	990.00 Pre 1000 Pc.	1000pc./Box, 20 Box/Case
MCAH-51650	6x50mm	665.00 Pre 500 Pc.	500pc./Box, 20 Box/Case
MCAH-51660	6x60mm	454.00 Pre 250 Pc.	250pc./Box, 20 Box/Case
MCAH-51675	6x75mm	606.00 Pre 250 Pc.	250pc./Box, 20 Box/Case







BOTTLE PULLOUT UNIT



S.No.	Item Code	Description	Dimensions (W x D x H) mm	MRP
38	BGBSM-200	GLASS BPO (SIDE MOUNT)	164 x 480 x 660	7790
39	BGBSM-250		214 x 480 x 660	8260
40	BGBSM-300		264 x 480 x 660	8730



S.No.	Item Code	Description	Dimensions (W x D x H) mm	MRP
41	BSB2S- 150	SATINBPO 2 SHELF	114x540x660	6135
42	BSB2S-200		164x540x660	6550
43	BSB2S-250		214x540x660	6960
44	BSB2S-300		264x540x660	7375
45	BSB3S-300	SATINBPO 3 SHELF	264x540x660	9700

Met
Craft
ARCHITECTURAL HARDWARE

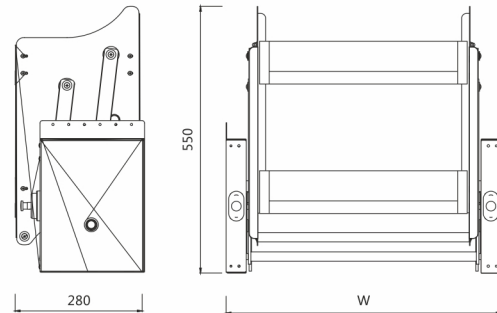


ROLLING SHUTTER UNIT



S.No.	Item Code	Description	Dimensions (W x D x H) mm	MRP
46	BPRSS- 600	PVC ROLLING SHUTTER METAL BODY- SILVER	564x300x1320	16875
47	BPRSS- 450		414x300x1320	16875
48	BPRSB- 600	PVC ROLLING SHUTTER METAL BODY- BLACK	564x300x1320	16875
49	BPRSB- 450		414x300x1320	16875
50	BPRSW- 600	PVC ROLLING SHUTTER METAL BODY- WHITE	564x300x1320	16875
51	BPRSW- 450		414x300x1320	16875
52	BGRSB- 600	GLASS ROLLING SHUTTER-BLACK	564x330x1320	28440
53	BGRSW- 600	GLASS ROLLING SHUTTER-WHITE	564x330x1320	28440
54	BGRSF- 600	GLASS ROLLING SHUTTER-FROSTED	564x330x1320	28440

PULL DOWN UNIT



S.No.	Item Code	Description	Dimensions (W x D x H) mm	MRP
55	BPDG- 600	PULL DOWN GLASS (With Bidding)	564 x 300 x 600	24190
56	BPDG- 900		864 x 300 x 600	26550

DISH RACK



S.No.	Item Code	Description	Dimensions (W x D x H) mm	MRP
57	BDR- 600	DISH RACK	564 x 330 x 600	2005
58	BDR- 700		664 x 330 x 600	2330
59	BDR- 800		764 x 330 x 600	2635
60	BDR- 900		864 x 330 x 600	2950
61	BDR- 1000		964 x 330 x 600	3265

WOODEN CUTLERY




S.No.	Item Code	Description	Dimensions (W x D x H) mm	MRP
62	BWCA- 450	WOODEN CUTLERY ADJUSTABLE	450 - 600 Adjustable Cabinet Width	3805
63	BWCA- 600		600 - 900 Adjustable Cabinet Width	6315

WICKER BASKET






S.No.	Item Code	Description	Dimensions (W x D x H) mm	MRP
64	BWB-450	WICKER BASKET 450 MM	414x540x100/150/200	4515
65	BWB-600	WICKER BASKET 600 MM	564x540x100/150/200	5460
66	BWBSC4-450	WICKER BASKET SOFT CLOSE 450 MM WITH QUDRO	414x540x100	8610
67	BWBSC6-450		414x540x150	8925
68	BWBSC8-450		414x540x200	9240
69	BWBSC4-600	WICKER BASKET SOFT CLOSE 600 MM WITH QUDRO	564x540x100	9030
70	BWBSC6-600		564x540x150	9345
71	BWBSC8-600		564x540x200	9660

DRAWER ORGANIZER UNIT

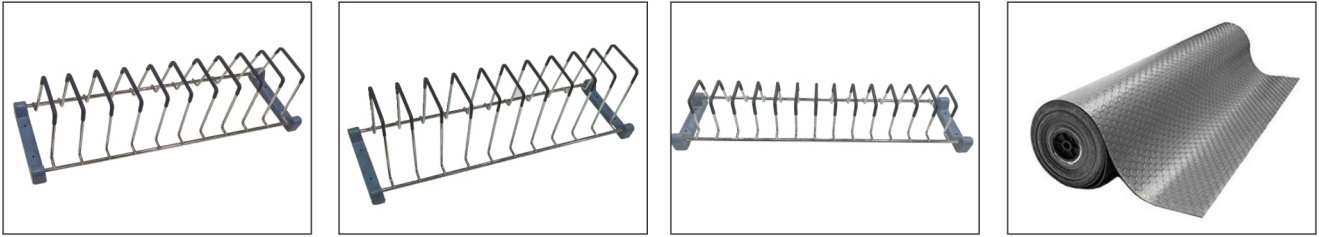


S.No.	Item Code	Description	Dimensions (W x D x H) mm	MRP
72	BPCT- 450	PVC CUTLERY TRAY	385x485x60	845
73	BPCT- 500		430x485x60	950
74	BPCT- 600		530x485x60	1080
75	BPCT- 700		630x485x60	1270
76	BPCT- 800		730x485x60	1475
77	BPCT- 900		830x485x60	1730
78	BMD-600		METAL DIVIDER	600x500
79	BMD-900	900x500		6325
80	BMDS-600	600x470		3070



S.No.	Item Code	Description	Dimensions (W x D x H) mm	MRP
81	BACF	ABS CUP FITMENT	470	830
82	BAPF	ABS PLATE FITMENT	470	903
83	BDPH	DISH PLATE HOLDER	(180-320) x 170	2210
84	BPPR	PREMIUM PLATE RACK	470	1470

DRAWER ORGANIZER UNIT



S.No.	Item Code	Description	Dimensions (W x D x H) mm	MRP
85	BRCWCF	RUBBER COATED WIRE CUP FITMENT	470 mm	1861
86	BRCWPF	RUBBER COATED WIRE PLATE FITMENT	470 mm	861
87	BRCWTF	RUBBER COATED WIRE THALI FITMENT	470 mm	861
88	BASMR- 500	ANTI SKID MATT ROLL	500 mm x 20MTR	3600
89	BASMR- 550		550 mm x 20MTR	4190

WASTE BIN UNIT



S.No.	Item Code	Description	Dimensions (W x D x H) mm	MRP
90	BAW-8 LTR	AUTOLID WASTEBIN	330 x 270 x 400	2830
91	BAW-14 LTR		350 x 290 x 430	3690
92	BSW-22 LTR	SLIDING WASTEBIN	255 x 480 x 370	7790
93	BSWSC-40 LTR	SLIDING WASTEBIN SOFT CLOSE	350 x 500 x 415	11800

**Met
Craft**

ARCHITECTURAL HARDWARE



WARDROBE ACCESSORIES MOCHA



S.No.	Item Code	Description	Dimensions	MRP
200	BDSM- 600	DECORATION SHELF MOCHA	564 X 460 X 71	12650
201	BDSM- 900		864 X 460 X 71	14335
202	BRBM- 600	RATTAN BASKET MOCHA	564 X 460 X 185	11180
203	BRBM- 900		864 X 460 X 185	13075



S.No.	Item Code	Description	Dimensions	MRP
204	BTRM- 600	TROUSER RACK MOCHA	600 MM	6960
205	BTRM- 900		900 MM	8650
206	BSRM- 600	SHOE RACK MOCHA	600 MM	11180
207	BSRM- 900		900 MM	13510

WARDROBE ACCESSORIES MOCHA



S.No.	Item Code	Description	Dimensions	MRP
208	BRSRM- 8	Revolving Shoe Rack Mocha 8 Layer	764x450x1350-1550	37110
209	BRSRM- 12	Revolving Shoe Rack Mocha 12 Layer	764x450x1910-2110	45550

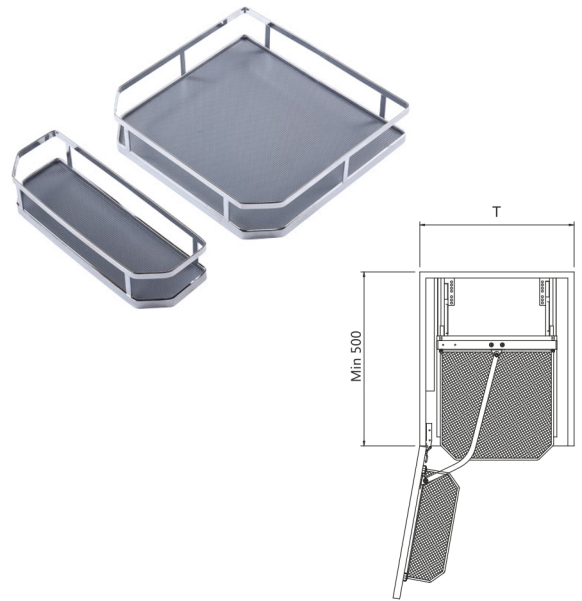


S.No.	Item Code	Description	Dimensions	MRP
210	BSTRM	SINGLE TROUSER RACK MOCHA	340 X 455 X 140	6325
211	BDTRM	DOUBLE TROUSER RACK MOCHA	650 X 455 X 115	7170

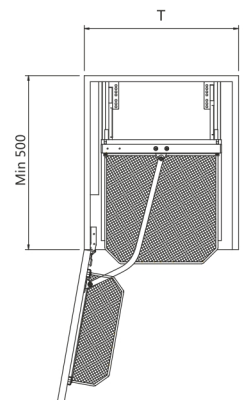


S.No.	Item Code	Description	Dimensions	MRP
212	BCHRM	CLOTH HANGING RACK MOCHA	115 x 455 x 115 mm	4010
213	BWUM	WARDROBE UPLIFTER MOCHA	830 - 1150 mm	5695

PANTRY UNIT




S.No	Item Code	Description	Dimensions (W x D x H) mm	MRP
9	BWPC12- 450	WOODEN PANTRY CHROME	414 X 500 X 1900	28260
10	BWPC12- 600		564 X 500 X 1900	32450



S.No	Item Code	Description	Dimensions (W x D x H) mm	MRP
11	BWPDG12- 450	WOODEN PANTRY DARK GREY	414 X 500 X 1900	28260
12	BWPDG12- 600		564 X 500 X 1900	32450


WARDROBE ACCESSORIES GREY



S.No.	Item Code	Description	Dimensions(In mm)	MRP
214	BDSG- 600	DECORATION SHELF GREY	564 X 460 X 71	12650
215	BDSG- 900		864 X 460 X 71	14335
216	BRBG- 600	RATTAN BASKET GREY	564 X 460 X 185	11180
217	BRBG- 900		864 X 460 X 185	13075



S.No.	Item Code	Description	Dimensions(In mm)	MRP
218	BTRG- 600	TROUSER RACK	564 X 460 X 71	6960
219	BTRG- 900		864 X 460 X 71	8650
220	BSRG- 600	SHOE RACK GREY	564 X 460 X 170	11180
221	BSRG- 900		864 X 460 X 170	13510




S.No.	Item Code	Description	Dimensions(In mm)	MRP
222	BSTRG	SINGLE TROUSER RACK GREY	340 X 455 X 140	6325
223	BDTRG	DOUBLE TROUSER RACK GREY	650 X 455 X 115	7170

WARDROBE ACCESSORIES GREY



S.No.	Item Code	Description	Dimensions	MRP
224	BRSR - 8	REVOLVING SHOE RACK 8 LAYER	764x450x1350-1550	37110
225	BRSR - 12	REVOLVING SHOE RACK 12 LAYER	764x450x1910-2110	45550
226	BCHRG	CLOTH HANGING RACK GREY	115 x 455 x 115	4010



S.No.	Item Code	Description	Dimensions	MRP
227	BWHR	WARDROBE HANGING ROD	3MTR	1475
228	BWHRB	WARDROBE HANGING ROD BRACKET	SETS	255

WARDROBE ACCESSORIES GREY



S.No.	Item Code	Description	Dimensions	MRP
229	BRM- 1200	REVOLVING MIRROR 1200MM	1200 x 350 MM	7375
230	BTRG	TIE RACK	83 x 450 x 102 MM	2420



S.No.	Item Code	Description	Dimensions(In mm)	MRP
231	BWUG	WARDROBE UPLIFTER GREY	(864-1150) X 840	5695
232	BIBG	IRON BOARD GREY	295 X 430 X 140	9085



KITCHEN & WARDROBE PROFILES

S. No.	Image	Item Code	Description	Finish	Size	MRP
233		BGHPMI-BM	G-Handle Profile with Mica Insert	Black Matt	3 Mtr.	3615
234		BGHPMI-RG		Rose Gold	3 Mtr.	4365
235		BGHPMI-IG		Iron Grey	3 Mtr.	4450
236		BGHPMI-AG		Apple Gold	3 Mtr.	4045
237		BGHPMIEC-BM	G-Handle Profile Mica Insert End Cap	Black Matt	2 Piece Set	190
238		BGHPMIEC-RG		Rose Gold	2 Piece Set	190
239		BGHPMIEC-IG		Iron Grey	2 Piece Set	190
240		BGHPMIEC-AG		Apple Gold	2 Piece Set	190
241		BGHPI-BM	G-Handle Profile (Inclined)	Black Matt	3 Mtr.	3340
242		BGHPI-RG		Rose Gold	3 Mtr.	4045
243		BGHPI-IG		Iron Grey	3 Mtr.	4120
244		BGHPIEC-BM	G-Handle Profile Inclined End Cap	Black Matt	2 Piece Set	135
245		BGHPIEC-RG		Rose Gold	2 Piece Set	135
246		BGHPIEC-IG		Iron Grey	2 Piece Set	135

S. No.	Image	Item Code	Description	Finish	Size	MRP
247		BGHP35L-A	G-Handle Profile 35mm Light	Anodized	3 Mtr.	1770
248		BGHP35L-BM		Black Matt	3 Mtr.	1845
249		BGHP35L-RG		Rose Gold	3 Mtr.	2175
250		BGHP35L-GVMB		Golden V Matt Brush	3 Mtr.	2075
251		BGHP35L-SSB		SS Brush	3 Mtr.	2000
252		BGHP35L-IG		Iron Grey	3 Mtr.	2225
253				BGHP35H-A	G-Handle Profile 35mm Heavy	Anodized
254	BGHP35H-BM		Black Matt	3 Mtr.		2200
255	BGHP35H-RG		Rose Gold	3 Mtr.		2580
256	BGHP35H-CRG		Ceramic Rose Gold	3 Mtr.		2355
257	BGHP35H-GVMB		Golden V Matt Brush	3 Mtr.		2455
258	BGHP35H-SSB		SS Brush	3 Mtr.		2375
259	BGHP35H-IG		Iron Grey	3 Mtr.		2655
260	BGHP35H-CPB		CP Brush	3 Mtr.		2530
261	BGHP35H-GG		Golden Glossy	3 Mtr.		2755
262		BGH35EC-BM	G Handle 35mm End Cap	Black Matt	2 Piece Set	65
263		BGH35EC-RG		Rose Gold	2 Piece Set	65
264		BGH35EC-G		Glossy	2 Piece Set	70
265		BGHP25-A	G Handle Profile 25mm	Anodized	3 Mtr.	1465
266		BGHP25-CB		Ceramic Black	3 Mtr.	1720
267		BGHP25-CRG		Ceramic Rose Gold	3 Mtr.	1770
268		BGHP25-CSSB		Ceramic S S Brush	3 Mtr.	1545
269		BGHP25-CIG		Ceramic Iron Grey	3 Mtr.	1770

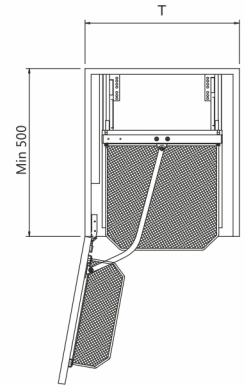
S. No.	Image	Item Code	Description	Finish	Size	MRP
270		BJHP-BM	J-Handle Profile	Black Matt	3 Mtr.	2045
271		BJHP-RG		Rose Gold	3 Mtr.	2430
272		BJHP-GVMB		Golden V Matt Brush	3 Mtr.	2300
273		BJHP-SSB		S S Brush	3 Mtr.	2225
274		BJHP-GG		Golden Glossy	3 Mtr.	2480
275		BJHPSP-BM	J Handle Profile Square Premium	Black Matt	3 Mtr.	2100
276		BJHPSP-RG		Rose Gold	3 Mtr.	2525
277		BJHPSP-GVMB		Golden V Matt Brush	3 Mtr.	2325
278		BJHPSPEC-BM	J Handle Profile Square Premium End Cap	Black Matt	2 Piece Set	155
279		BJHPSPEC-RG		Rose Gold	2 Piece Set	175
280		BJHPSPEC-GVMB		Golden V Matt Brush	2 Piece Set	175
281		BJHPFB-BM	J-Handle Profile with Front Board	Black Matt	3 Mtr.	2075
282		BJHPFB-RG		Rose Gold	3 Mtr.	2455
283		BJHPFB-GVMB		Golden V Matt Brush	3 Mtr.	2330

S. No.	Image	Item Code	Description	Finish	Size	MRP
284		BUHPFB-BM	U Handle Profile with Front Board	Black Matt	3 Mtr.	1340
285		BUHPFB-RG		Rose Gold	3 Mtr.	1590
286		BUHPFB-GVMB		Golden V Matt Brush	3 Mtr.	1515
287		BJHPS-CB	J Handle Profile Square	Ceramic Black	3 Mtr.	2145
288		BJHPS-CRG		Ceramic Rose Gold	3 Mtr.	2205
289		BJHPS-CSSB		Ceramic SS Brush	3 Mtr.	1900
290		BJHPS-CIG		Ceramic Iron Grey	3 Mtr.	2205
291		BJHPC-MB	J Handle Profile Curved	Matt Black	3 Mtr.	2910
292		BJHPC-RG		Rose Gold	3 Mtr.	3440
293		BJHPC-CSSB		Ceramic SS Brush	3 Mtr.	2480
294		BJHPC-CIG		Ceramic Iron Grey	3 Mtr.	2855

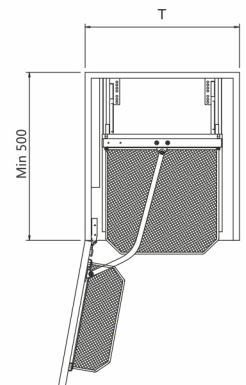
S. No.	Image	Item Code	Description	Finish	Size	MRP
295		BFHP-A	F Handle Profile	Anodized	3 Mtr.	2045
296		BFHP-BM		Black Matt	3 Mtr.	2125
297		BFHP-RG		Rose Gold	3 Mtr.	2530
298		BFHP-SSB		SS Brush	3 Mtr.	2300
299		BFHP-G		Glossy	3 Mtr.	2630
300		BFHP-GG		Golden Glossy	3 Mtr.	2580
301				BLHP-A	L Handle Profile	Anodized
302	BLHP-CB		Ceramic Black	3 Mtr.		1770
303	BLHP-RG		Rose Gold	3 Mtr.		1770
304	BLHP-SSB		SS Brush	3 Mtr.		1615
305	BLHP-G		Glossy	3 Mtr.		1770
306	BLHP-GG		Golden Glossy	3 Mtr.		1825



S. No.	Image	Item Code	Description	Finish	Size	MRP
307		BGFP20-BM	Glass Frame Profile 20mm	Black Matt	3 Mtr.	1945
308		BGFP20-CRG		Ceramic Rose Gold	3 Mtr.	2025
309		BGFP20-CSSB		Ceramic SS Brush	3 Mtr.	1945
310		BGFP20-CIG		Ceramic Iron Grey	3 Mtr.	2025
311		BGHP43-BM	Glass Handle Profile 43mm	Black Matt	3 Mtr.	3030
312		BGHP43-CRG		Ceramic Rose Gold	3 Mtr.	3140
313		BGHP43-CSSB		Ceramic SS Brush	3 Mtr.	3040
314		BGHP43-CIG		Ceramic Iron Grey	3 Mtr.	3140
315		BGFD45-BM	Glass Frame Divider 45mm	Black Matt	3 Mtr.	1975
316		BGFD45-RG		Rose Gold	3 Mtr.	2300
317		BGFD45-GVMB		Golden V Matt Brush	3 Mtr.	2200



S.No.	Item Code	Description	Dimensions (W x D x H) mm	MRP
13	BSP12-450	SATIN PANTRY	414 X 500 X 1900	29085
14	BSP12-600		564 X 500 X 1900	33335

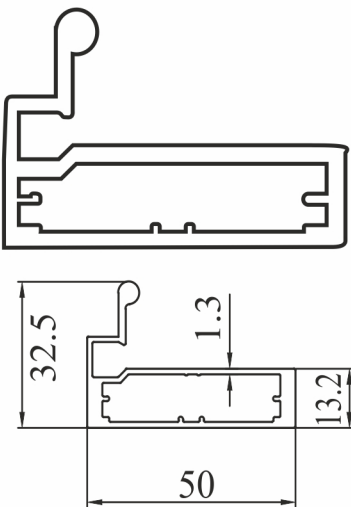


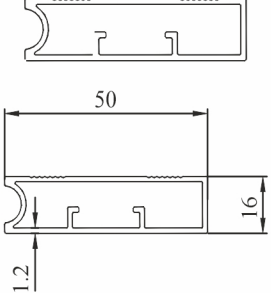
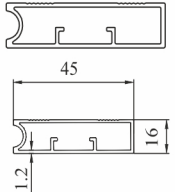
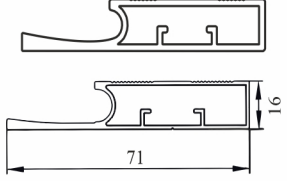


S.No.	Item Code	Description	Dimensions (W x D x H) mm	MRP
15	BGPWB8-450	GLASS PANTRY (WITH BIDDING)	414 x 500 x 1450	23185
16	BGPWB12-450		414 x 500 x 1900	28360
17	BGPWB8-600	GLASS PANTRY (WITH BIDDING)	564 x 500 x 1450	27730
18	BGPWB12-600		564 x 500 x 1900	32450

S. No.	Image	Item Code	Description	Finish	Size	MRP
318		BGFP45L-A	Glass Frame Profile 45mm Light	Anodized	3 Mtr.	2125
319		BGFP45L-BM		Black Matt	3 Mtr.	2225
320		BGFP45L-RG		Rose Gold	3 Mtr.	2630
321		BGFP45L-GVMB		Golden V Matt Brush	3 Mtr.	2505
322		BGFP45L-SSB		SS Brush	3 Mtr.	2400
323		BGFP45L-IG		Iron Grey	3 Mtr.	2685
324		BGFP45L-GG		Golden Glossy	3 Mtr.	2685
325				BGHP68L-A	Glass Handle Profile 68mm Light	Anodized
326	BGHP68L-BM		Black Matt	3 Mtr.		3040
327	BGHP68L-RG		Rose Gold	3 Mtr.		3615
328	BGHP68L-GVMB		Golden V Matt Brush	3 Mtr.		3415
329	BGHP68L-SSB		SS Brush	3 Mtr.		3315
330	BGHP68L-IG		Iron Grey	3 Mtr.		3695
331	BGHP68L-GG		Golden Glossy	3 Mtr.		3695
332			BBGHP45L-A	Bindi Glass Handle Profile 45mm Light		Anodized
333		BBGHP45L-BM	Black Matt		3 Mtr.	2710
334		BBGHP45L-RG	Rose Gold		3 Mtr.	3185
335		BBGHP45L-GVMB	Golden V Matt Brush		3 Mtr.	3040
336		BBGHP45L-SSB	SS Brush		3 Mtr.	2930
337		BBGHP45L-IG	Iron Grey		3 Mtr.	3260



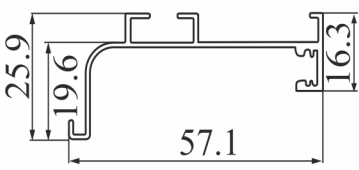

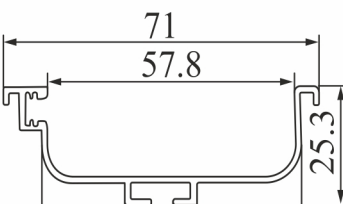
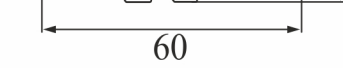
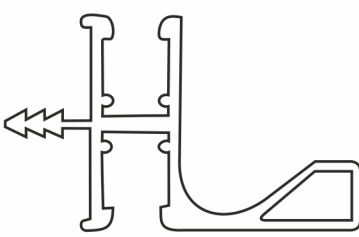
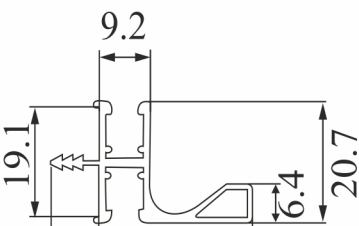
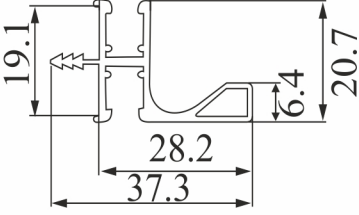
S. No.	Image	Item Code	Description	Finish	Size	MRP		
338		BGFP45H-A	Glass Frame Profile 45mm Heavy with Gasket	Anodized	3 Mtr.	2810		
339		BGFP45H-BM		Black Matt	3 Mtr.	2905		
340		BGFP45H-RG		Rose Gold	3 Mtr.	3410		
341		BGFP45H-GVMB		Golden V Matt Brush	3 Mtr.	3240		
342		BGFP45H-SSB		SS Brush	3 Mtr.	3240		
343		BGFP45H-IG		Iron Grey	3 Mtr.	3490		
344		BGFP45H-GL		Glossy	3 Mtr.	3410		
345		BGFP45H-GG		Golden Glossy	3 Mtr.	3490		
346				BGHP68H-A	Glass Handle Profile 68mm Heavy with Gasket	Anodized	3 Mtr.	3740
347				BGHP68H-BM		Black Matt	3 Mtr.	3870
348	BGHP68H-RG		Rose Gold	3 Mtr.		4555		
349	BGHP68H-GVMB		Golden V Matt Brush	3 Mtr.		4325		
350	BGHP68H-SSB		SS Brush	3 Mtr.		4200		
351	BGHP68H-IG		Iron Grey	3 Mtr.		4655		
352	BGHP68H-GL		Glossy	3 Mtr.		4555		
353	BGHP68H-GG		Golden Glossy	3 Mtr.		4655		
354		BBGHP45H-A	Bindi Glass Handle Profile 45mm Heavy with Gasket	Anodized	3 Mtr.	3260		
355		BBGHP45H-BM		Black Matt	3 Mtr.	3390		
356		BBGHP45H-RG		Rose Gold	3 Mtr.	3970		
357		BBGHP45H-GVMB		Golden V Matt Brush	3 Mtr.	3795		
358		BBGHP45H-SSB		SS Brush	3 Mtr.	3670		
359		BBGHP45H-G		Glossy	3 Mtr.	3970		
360		BBGHP45H-GG		Golden Glossy	3 Mtr.	4070		

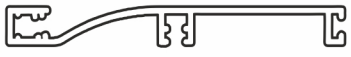
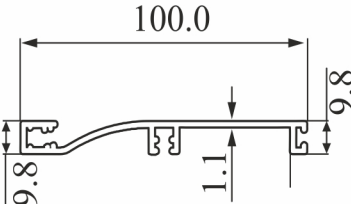
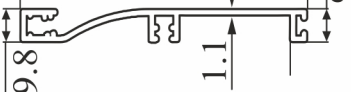
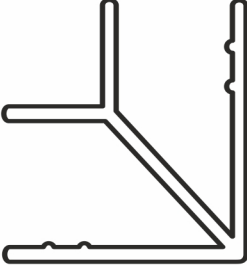
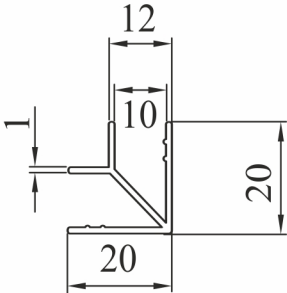
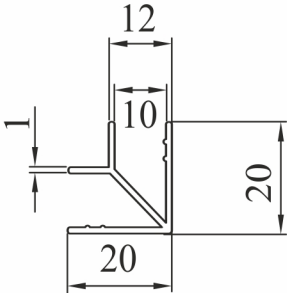
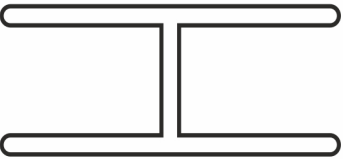
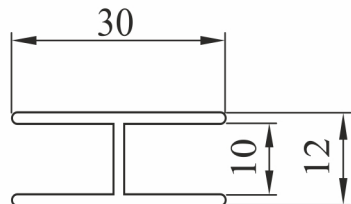
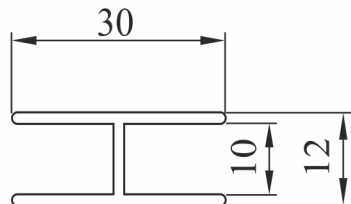
S. No.	Image	Item Code	Description	Finish	Size	MRP
361		BGHC45-1200BM	45mm CNC Handle 1200 mm Profile Left & Right with Gasket	Black Matt	3 Mtr.	4955
362		BGHC45-1200GVBM		Golden V Matt Brush	3 Mtr.	5410
363		BPC-20-21-22-45	Profile Connector for 20, 21, 22mm & 45mm Profile	Metal Finish	4 Piece Set	118
364		BGFP50L-A	Glass Frame Profile 50mm with Gasket	Anodized	3 Mtr.	3040
365		BGFP50L-BM		Black Matt	3 Mtr.	3160
366		BGFP50L-RG		Rose Gold	3 Mtr.	3715
367		BGHP50L-A	Glass Handle Profile 50mm with Gasket	Anodized	3 Mtr.	3490
368		BGHP50L-BM		Black Matt	3 Mtr.	3615
369		BGHP50L-RG		Rose Gold	3 Mtr.	4275
370		BGFP50H-A	Glass Frame Profile 50mm Heavy with Gasket	Anodized	3 Mtr.	3515
371		BGFP50H-BM		Black Matt	3 Mtr.	3670
372		BGFP50H-RG		Rose Gold	3 Mtr.	4300
373		BGFP50H-SSB		SS Brush	3 Mtr.	3945
374		BGFP50H-G		Glossy	3 Mtr.	4300

S. No.	Image	Item Code	Description	Finish	Size	MRP
375		BGHP50H-A	Glass Handle Profile 50mm Heavy with Gasket	Anodized	3 Mtr.	3995
376		BGHP50H-BM		Black Matt	3 Mtr.	4145
377		BGHP50H-RG		Rose Gold	3 Mtr.	4880
378		BGHP50H-SSB		SS Brush	3 Mtr.	4500
379		BGHP50H-G		Glossy	3 Mtr.	4880
380		BPC-50	Profile Connector for 50mm Profile	Metal Finish	4 Piece Set	225
381		BGFH-45/50/21	Gasket for 45mm/50mm/21mm Frame & Handle	Transparent	3 Mtr.	130
382		BGPF50W16-A	Glass Pasting Frame 50mm width 16 mm Height	Anodized	3 Mtr.	2680
383		BGPF50W16-BM		Black Matt	3 Mtr.	2785
384		BGPF50W16-RG		Rose Gold	3 Mtr.	3285
385		BGPF45W16-BM	Glass Pasting Frame 45mm width 16 mm Height	Black Matt	3 Mtr.	2480
386		BGPF45W16-RG		Rose Gold	3 Mtr.	2960
387		BGPH45W16-BM	Glass Pasting Handle 45mm width 16 mm Height	Black Matt	3 Mtr.	3085
388		BGPH45W16-RG		Rose Gold	3 Mtr.	3640

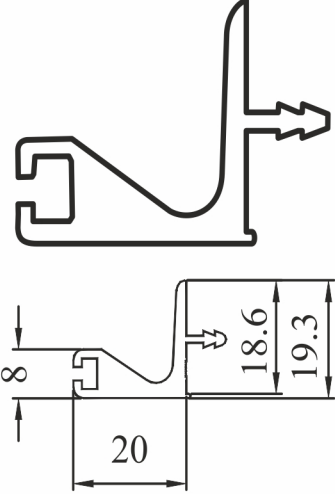



S. No.	Image	Item Code	Description	Finish	Size	MRP
389		BGFP21-A	Glass Frame Profile 21mm with Gasket	Anodized	3 Mtr.	1770
390		BGFP21-BM		Black Matt	3 Mtr.	1845
391		BGFP21-RG		Rose Gold	3 Mtr.	2155
392		BGFP21-CRG		Ceramic Rose Gold	3 Mtr.	2025
393		BGFP21-GVMB		Golden V Matt Brush	3 Mtr.	2075
394		BGFP21-CSSB		Ceramic SS Brush	3 Mtr.	2000
395		BGFP21-G		Glossy	3 Mtr.	2175
396				BGHP21-A	Glass Handle Profile 21mm with Gasket	Anodized
397	BGHP21-BM		Black Matt	3 Mtr.		2430
398	BGHP21-RG		Rose Gold	3 Mtr.		2855
399	BGHP21-CRG		Ceramic Rose Gold	3 Mtr.		2655
400	BGHP21-GVMB		Golden V Matt Brush	3 Mtr.		2710
401	BGHP21-CSSB		Ceramic SS Brush	3 Mtr.		2605
402	BGHP21-G		Glossy	3 Mtr.		2830

S. No.	Image	Item Code	Description	Finish	Size	MRP
389		BGFP21-A	Glass Frame Profile 21mm with Gasket	Anodized	3 Mtr.	1770
390		BGFP21-BM		Black Matt	3 Mtr.	1845
391		BGFP21-RG		Rose Gold	3 Mtr.	2155
392		BGFP21-CRG		Ceramic Rose Gold	3 Mtr.	2025
393		BGFP21-GVMB		Golden V Matt Brush	3 Mtr.	2075
394		BGFP21-CSSB		Ceramic SS Brush	3 Mtr.	2000
395		BGFP21-G		Glossy	3 Mtr.	2175
396				BGHP21-A	Glass Handle Profile 21mm with Gasket	Anodized
397	BGHP21-BM		Black Matt	3 Mtr.		2430
398	BGHP21-RG		Rose Gold	3 Mtr.		2855
399	BGHP21-CRG		Ceramic Rose Gold	3 Mtr.		2655
400	BGHP21-GVMB		Golden V Matt Brush	3 Mtr.		2710
401	BGHP21-CSSB		Ceramic SS Brush	3 Mtr.		2605
402	BGHP21-G		Glossy	3 Mtr.		2830

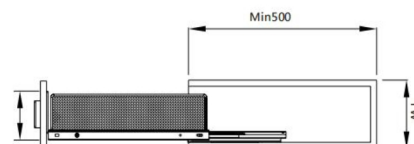

S. No.	Image	Item Code	Description	Finish	Size	MRP
403		BJGLRP-A	J Gola LED Round Profile with Poly Carbonate Cover	Anodized	3 Mtr.	2225
404		BJGLRP-BM		Black Matt	3 Mtr.	2330
405		BJGLRP-RG		Rose Gold	3 Mtr.	2710
406		BCGLRP-A	C Gola LED Round Profile with Poly Carbonate Cover	Anodized	3 Mtr.	2455
407		BCGLRP-BM		Black Matt	3 Mtr.	2530
408		BCGLRP-RG		Rose Gold	3 Mtr.	2960
409		BTGLRP-A	Top Gola LED Round Profile with Poly Carbonate Cover	Anodized	3 Mtr.	2200
410		BTGLRP-BM		Black Matt	3 Mtr.	2275
411		BTGLRP-RG		Rose Gold	3 Mtr.	2605

S. No.	Image	Item Code	Description	Finish	Size	MRP
412		BLS-A	LED Skirting with Gasket & Poly Carbonate Cover	Anodized	3 Mtr.	3110
413		BLS-BM		Black Matt	3 Mtr.	3215
414		BLS-GVMB		Golden V Matt Brush	3 Mtr.	3570
415		BLSC90-A	LED Skirting Connector 90 Deg	Anodized	3 Mtr.	1015
416		BLSC90-BM		Black Matt	3 Mtr.	1040
417		BLSC90-GVMB		Golden V Matt Brush	3 Mtr.	1160
418		BLSC180-A	LED Skirting Connector 180 Deg	Anodized	3 Mtr.	1015
419		BLSC180-BM		Black Matt	3 Mtr.	1060
420		BLSC180-GVMB		Golden V Matt Brush	3 Mtr.	1190

S. No.	Image	Item Code	Description	Finish	Size	MRP
421		BTEPT-BM	Tapered Edge Profile T Shape	Black Matt	3 Mtr.	835
422		BTEPT-GVMB		Golden V Matt Brush	3 Mtr.	940
423		BJGP-A	J Gola Profile	Anodized	3 Mtr.	1545
424		BJGP-BM		Black Matt	3 Mtr.	1595
425		BJGP-RG		Rose Gold	3 Mtr.	1900
426		BJGP-CRG		Ceramic Rose Gold	3 Mtr.	1770
427		BJGP-GVMB		Golden V Matt Brush	3 Mtr.	1800
428		BJGP-SSB		SS Brush	3 Mtr.	1720
429		BJGP-G		Glossy	3 Mtr.	1945
430		BJGP-GG		Golden Glossy	3 Mtr.	1870
431		BCGP-A	C Gola Profile	Anodized	3 Mtr.	1945
432		BCGP-BM		Black Matt	3 Mtr.	2025
433		BCGP-RG		Rose Gold	3 Mtr.	2375
434		BCGP-CRG		Ceramic Rose Gold	3 Mtr.	2225
435		BCGP-GVMB		Golden V Matt Brush	3 Mtr.	2275
436		BCGP-SSB		SS Brush	3 Mtr.	2175
437		BPCGP-G		Glossy	3 Mtr.	2480
438		BCGP-GG		Golden Glossy	3 Mtr.	2455

S. No.	Image	Item Code	Description	Finish	Size	MRP
439		BTGP-A	Top Gola Profile with Gasket	Anodized	3 Mtr.	1515
440		BTGP-BM		Black Matt	3 Mtr.	1570
441		BTGP-RG		Rose Gold	3 Mtr.	1825
442		BTGP-CRG		Ceramic Rose Gold	3 Mtr.	1825
443		BTGP-GVMB		Golden V Matt Brush	3 Mtr.	1745
444		BTGP-SSB		SS Brush	3 Mtr.	1670
445		BTGP-GG		Golden Glossy	3 Mtr.	1870
446				BJCGEC-RG	J & C Gola End Cap	Rose Gold
447	BJCGEC-G		Glossy	2 Piece Set		140
448		BJCGCC	J & C Gola Corner Connector	Aluminium Finish	1 Piece Set	810
449		BJCGC	J & C Gola Connector	Metal Finish	4 Piece Set	105


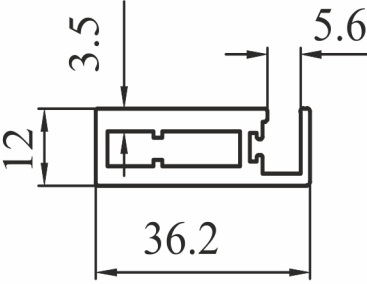

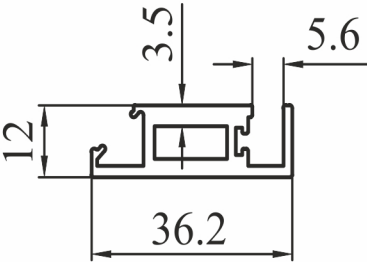


TALL UNIT


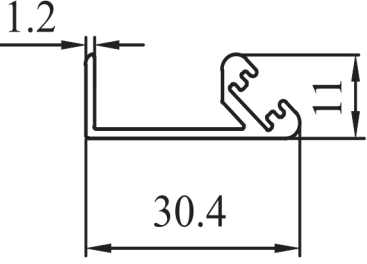


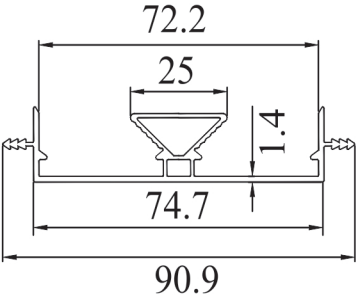
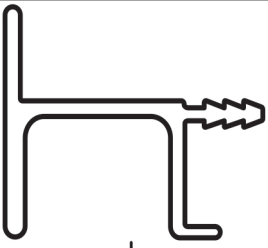
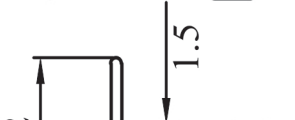
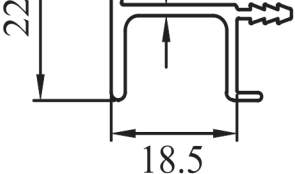


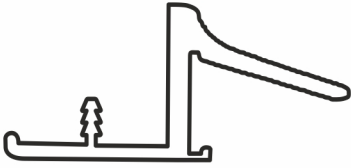
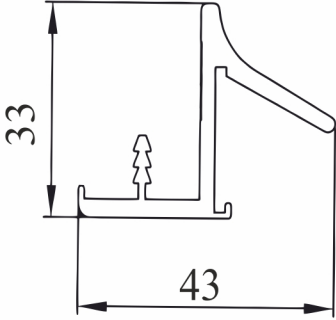
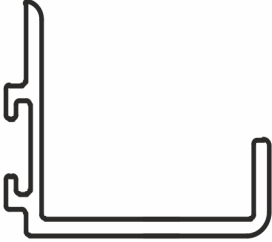
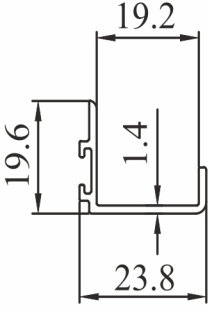
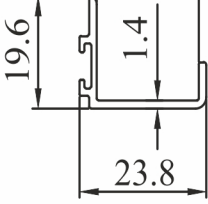

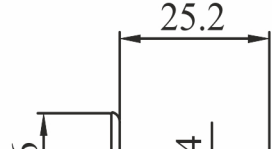
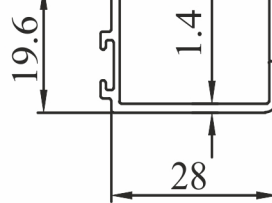
S.No	Item Code	Description	Dimensions (W x D x H) mm	MRP
19	BGTUSM-200	GLASS TALL UNIT SIDE MOUNTED	164 x 480 x 1840	21950
20	BGTUSM-250		214 x 480 x 1840	23185
21	BGTUSM-300		264 x 480 x 1840	24485

S. No.	Image	Item Code	Description	Finish	Size	MRP
450		BVJGP-A	Vertical J Gola Profile	Anodized	3 Mtr.	4045
451		BVJGP-BM		Black Matt	3 Mtr.	4225
452		BVJGP-RG		Rose Gold	3 Mtr.	4930
453		BVCGP-A	Vertical C Gola Profile	Anodized	3 Mtr.	4700
454		BVCGP-BM		Black Matt	3 Mtr.	4905
455		BVCGP-RG		Rose Gold	3 Mtr.	5740
456		BSP-A	Sink Profile	Anodized	3 Mtr.	1870
457		BSPCABS	Sink Profile Connector ABS	ABS Light Grey	2 Piece Set	140

S. No.	Image	Item Code	Description	Finish	Size	MRP
458		BTP6-BM	T Patti 6mm	Black Matt	3 Mtr.	240
459		BTP6-RG		Rose Gold	3 Mtr.	285
460		BTP6-SSB		SS Brush	3 Mtr.	255
461		BTP6-G		Glossy	3 Mtr.	285
462		BTP6-GG		Golden Glossy	3 Mtr.	285
463				BTP8-BM	T Patti 8mm	Black Matt
464	BTP8-RG		Rose Gold	3 Mtr.		335
465	BTP8-SSB		S S Brush	3 Mtr.		305
466	BTP8-G		Glossy	3 Mtr.		335
467	BTP8-GG		Golden Glossy	3 Mtr.		335
468			BTP12-BM	T Patti 12mm		Black Matt
469		BTP12-RG	Rose Gold		3 Mtr.	450
470		BTP12-SSB	SS Brush		3 Mtr.	405
471		BTP12-G	Glossy		3 Mtr.	450
472		BTP12-GG	Golden Glossy		3 Mtr.	450
473			BTP22-BM		T Patti 22mm	Black Matt
474	BTP22-RG		Rose Gold	3 Mtr.		830
475	BTP22-G		Glossy	3 Mtr.		830
476	BTP22-GG		Golden Glossy	3 Mtr.		830

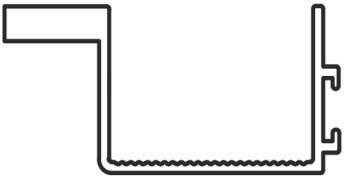
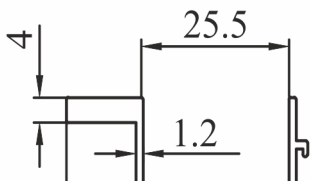
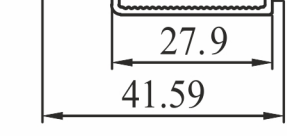
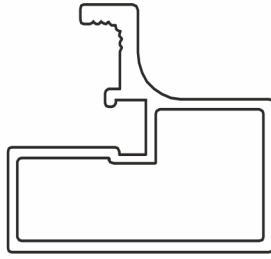
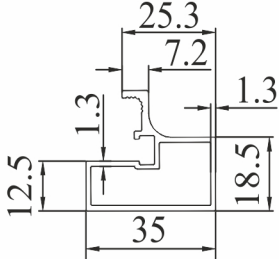


S. No.	Image	Item Code	Description	Finish	Size	MRP
477		BLPGSL-BM	LED Profile for Glass Shelf without LED Section	Black Matt	3 Mtr.	3695
478		BLPGSL-GVMB		Golden V Matt Brush	3 Mtr.	4145
479		BLPGSWL-BM	LED Profile for Glass Shelf with LED Section & Poly Carbonate Cover	Black Matt	3 Mtr.	3340
480		BLPGSWL-GVMB		Golden V Matt Brush	3 Mtr.	3715
481		BRS-LGS	Rubber Seal for LED Glass Shelf	Transparent	3 Mtr.	170
482		BCGSLP	Connector for Glass Shelf LED Profile	Metal Finish	4 Piece Set	390

S. No.	Image	Item Code	Description	Finish	Size	MRP
483		BWSFPL-BM	Wooden Shelf Front Profile with LED Section	Black Matt	3 Mtr.	1215
484		BWSFPL-GVMB		Golden V Matt Brush	3 Mtr.	1340
485		BWSFPPC	Wooden Shelf Front Profile Polycarbonate Cover	White	3 Mtr.	210
486		BWSDH-BM	Wooden Shutter Divider with Handle	Black Matt	3 Mtr.	3595
487		BWSDH-GVMB		Golden V Matt Brush	3 Mtr.	3995
488		BSHP-MB	Sliding Handle Profile	Matt Black	3 Mtr.	1415
489		BSHP-RG		Rose Gold	3 Mtr.	1720
490		BSHP-GVBM		Golden V Brush Matt	3 Mtr.	1570

S. No.	Image	Item Code	Description	Finish	Size	MRP
491		BPWSHP-CB	Wooden Shutter Handle Profile	Ceramic Black	3 Mtr.	3540
492		BPWSHP-RG		Rose Gold	3 Mtr.	3565
493		BUEP18-BM	U Type Edge Profile for 18 mm Door	Black Matt	3 Mtr.	1040
494		BUEP18-RG		Rose Gold	3 Mtr.	1215
495		BUEP18-GVMB		Golden V Matt Brush	3 Mtr.	1160
496		BUEP25-BM	U Type Edge Profile for 25 mm Door	Black Matt	3 Mtr.	1160
497		BUEP25-RG		Rose Gold	3 Mtr.	1370
498		BUEP25-GVMB		Golden V Matt Brush	3 Mtr.	1290

S. No.	Image	Item Code	Description	Finish	Size	MRP
499		BCHSW18-BM	Curve Handle for Sliding Wardrobe 18mm	Black Matt	3 Mtr.	2000
500		BCHSW18-RG		Rose Gold	3 Mtr.	2355
501		BCHSW18-GVMB		Golden V Matt Brush	3 Mtr.	2225
502		BCHSW25-BM	Curve Handle for Sliding Wardrobe 25mm	Black Matt	3 Mtr.	2225
503		BCHSW25-RG		Rose Gold	3 Mtr.	2630
504		BCHSW25-GVMB		Golden V Matt Brush	3 Mtr.	2480
505		BWS-CHSW	Weather Strip for Curve Handle Sliding Wardrobe	Black	3 Mtr.	255

S. No.	Image	Item Code	Description	Finish	Size	MRP
506		BSDP18-BM	Shutter Divider Profile for 18mm	Black Matt	3 Mtr.	1085
507		BSDP18-RG		Rose Gold	3 Mtr.	1290
508		BSDP18-GVMB		Golden V Matt Brush	3 Mtr.	1215
509		BSDP25-BM	Shutter Divider Profile for 25mm	Black Matt	3 Mtr.	1215
510		BSDP25-RG		Rose Gold	3 Mtr.	1440
511		BSDP25-GVMB		Golden V Matt Brush	3 Mtr.	1370
512		BLHPSW18-BM	L Handle Profile for Sliding Wardrobe 18mm	Black Matt	3 Mtr.	1825
513		BLHPSW18-RG		Rose Gold	3 Mtr.	2175
514		BLHPSW18-GVMB		Golden V Matt Brush	3 Mtr.	2045

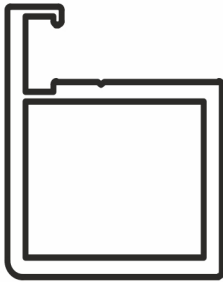
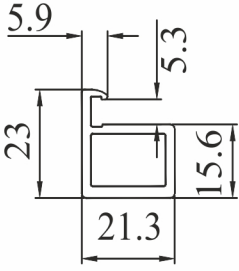
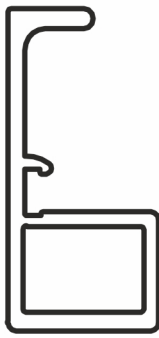
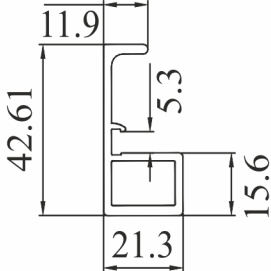
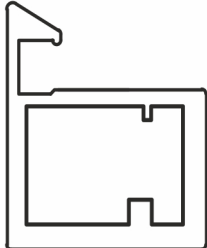
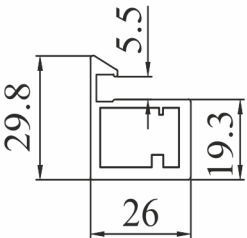
S. No.	Image	Item Code	Description	Finish	Size	MRP
515		BLHPSW25-BM	L Handle Profile for Sliding Wardrobe 25mm	Black Matt	3 Mtr.	1925
516		BLHPSW25-RG		Rose Gold	3 Mtr.	2275
517		BLHPSW25-GVMB		Golden V Matt Brush	3 Mtr.	2175
518		BHPSOS35-BM	Handle Profile for Sliding & Openable Shutter 35mm	Black Matt	3 Mtr.	2555
519		BHPSOS35-GVMB		Golden V Matt Brush	3 Mtr.	2830
520		B35PC	35mm Profile Connector	Metal Finish	4 pcs. Set	275
521		B35P3H	35mm Profile 3D Hinge	Zinc Finish	2 pcs. Set	275

S. No.	Image	Item Code	Description	Finish	Size	MRP
522		BSTBT-BM2.44	Speedo Top & Bottom Track	Black Matt	2.44 Mtr.	4325
523		BSTBT-RG2.44		Rose Gold	2.44 Mtr.	5110
524		BSTBT-GVMB2.44		Golden V Matt Brush	2.44 Mtr.	4830
525		BSTBT-BM4		Black Matt	4 Mtr.	7080
526		BSTBT-RG4		Rose Gold	4 Mtr.	8380
527		BSTBT-GVMB4		Golden V Matt Brush	4 Mtr.	7915
528				BSCHP-BM	Speedo Curved Handle Profile	Black Matt
529	BSCHP-RG		Rose Gold	3 Mtr.		3415
530	BSCHP-GVMB		Golden V Matt Brush	3 Mtr.		3240
531		BSSHHP-BM	Speedo Square Handle Profile	Black Matt	3 Mtr.	4125
532		BSSHHP-RG		Rose Gold	3 Mtr.	4840

S. No.	Image	Item Code	Description	Finish	Size	MRP
533		BSRHP-GVMB	Speedo Round Handle Profile	Golden V Matt Brush	3 Mtr.	4350
534		BWS-SHP	Weather Strip for Speedo Handle Profile	Black	1 Mtr.	90
535		BGSPG 5mm	Gasket for Speedo Profile Use 5mm Glass	Transparent	1 Mtr.	140

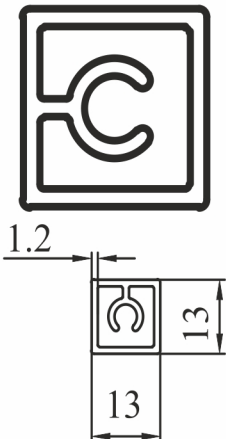

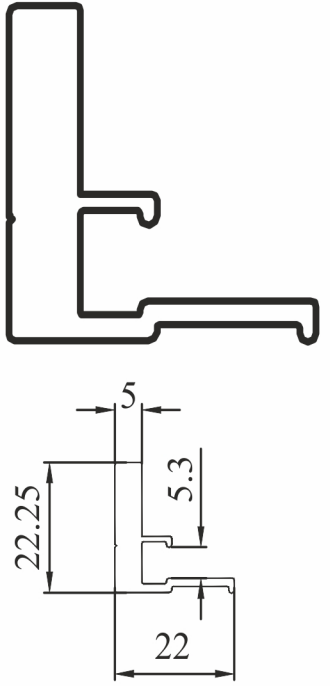


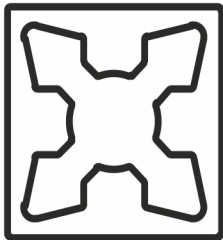
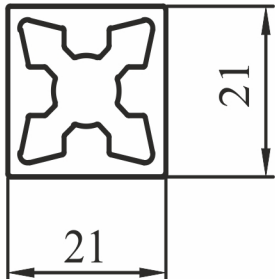

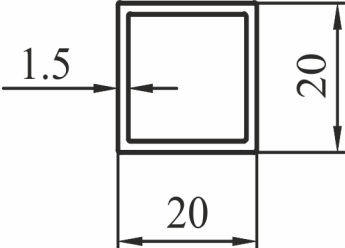
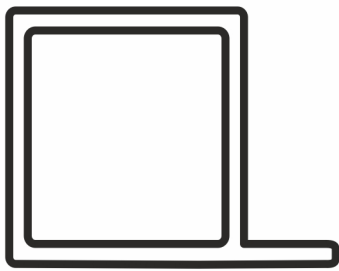
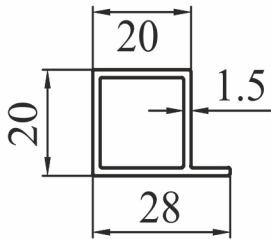
S. No.	Image	Item Code	Description	Finish	Size	MRP
536		BSDP-BM2.44	Speedo Divider Profile	Black Matt	2.44 Mtr.	1515
537		BSDP-RG2.44		Rose Gold	2.44 Mtr.	1770
538		BSDP-GVMB2.44		Golden V Matt Brush	2.44 Mtr.	1670
539		BSDP-BM4		Black Matt	4 Mtr.	2455
540		BSDP-RG4		Rose Gold	4 Mtr.	2910
541		BSDP-GVMB4		Golden V Matt Brush	4 Mtr.	2755
542		BSTP-BM2.44	Speedo Top Profile	Black Matt	2.44 Mtr.	1085
543		BSTP-RG2.44		Rose Gold	2.44 Mtr.	1290
544		BSTP-GVMB2.44		Golden V Matt Brush	2.44 Mtr.	1215
545		BSTP-BM4		Black Matt	4 Mtr.	1795
546		BSTP-RG4		Rose Gold	4 Mtr.	2125
547		BSTP-GVMB4		Golden V Matt Brush	4 Mtr.	1470
548		BSBP-BM2.44	Speedo Bottom Profile	Black Matt	2.44 Mtr.	1925
549		BSBP-RG2.44		Rose Gold	2.44 Mtr.	2275
550		BSBP-GVMB2.44		Golden V Matt Brush	2.44 Mtr.	2145
551		BSBP-BM4		Black Matt	4 Mtr.	3140
552		BSBP-RG4		Rose Gold	4 Mtr.	3715
553		BSBP-GVMB4		Golden V Matt Brush	4 Mtr.	3540
554		BSSF	Speedo Sliding Fitting 2 Door Set	Grey		5310

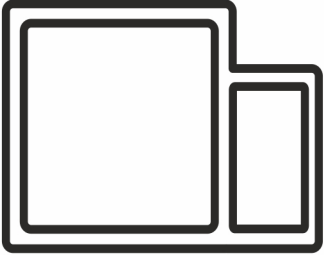
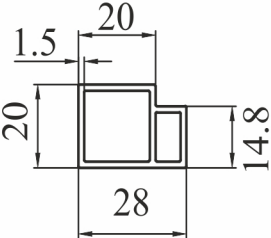




S. No.	Image	Item Code	Description	Finish	Size	MRP	
555		BFP22-BM	Frame Profile 22mm	Black Matt	3 Mtr.	2455	
556		BFP22-GVMB		Golden V Matt Brush	3 Mtr.	2755	
557		BFP22HL-BM	Frame Profile 22mm with CNC Handle 1200mm Left & Right	Black Matt	3 Mtr.	5565	
558		BFP22HR-BM		Black Matt	3 Mtr.	5565	
559				BFP22HL-GVMB	Golden V Matt Brush	3 Mtr.	6070
560				BFP22HR-GVMB	Golden V Matt Brush	3 Mtr.	6070
561		BFP25-BM	Frame Profile 25mm	Black Matt	3 Mtr.	3775	
562		BFP25-GVMB		Golden V Matt Brush	3 Mtr.	4225	

S. No.	Image	Item Code	Description	Finish	Size	MRP
563		BFP25HL-BM	Frame Profile 25mm with CNC Handle 1200mm Left & Right	Black Matt	3 Mtr.	6625
564		BFP25HR-BM			3 Mtr.	6625
565		BFP25HL-GVMB		Golden V Matt Brush	3 Mtr.	6980
566		BFP25HR-GVMB			3 Mtr.	6980
567		BPC-25	Profile Connector for 25mm Profile	Metal Finish	4 Piece Set	685
568		BDP25-BM	Divider Profile 25mm	Black Matt	3 Mtr.	2910
569		BDP25-GVMB		Golden V Matt Brush	3 Mtr.	3210
570		BPHPFCL-BM	Pull Handle Profile with CNC Handle 1200mm F Curved Left & Right	Black Matt	3 Mtr.	3945
571		BPHPFCR-BM			3 Mtr.	3945
572		BPHPFCL-RG		Rose Gold	3 Mtr.	4125
573		BPHPFCR-RG			3 Mtr.	4125
574		BPHPFCL-GVMB		Golden V Matt Brush	3 Mtr.	4125
575		BPHPFCR-GVMB			3 Mtr.	4125

S. No.	Image	Item Code	Description	Finish	Size	MRP
576		BPHPFSL-BM	Pull Handle Profile with CNC Handle 1200mm F Square Left & Right	Black Matt	3 Mtr.	3185
577		BPHPFSR-BM			3 Mtr.	3185
578		BPHPFSL-RG		Rose Gold	3 Mtr.	3415
579		BPHPFSR-RG			3 Mtr.	3415
580		BPHPFSL-GVMB		Golden V Matt Brush	3 Mtr.	3415
581		BPHPFSR-GVMB			3 Mtr.	3415
582		BEP22-BM	Edge Profile 22mm	Black Matt	3 Mtr.	765
583		BEP22-RG			Rose Gold	3 Mtr.
584		BEP22-GVMB		Golden V Matt Brush	3 Mtr.	850
585		BSFP-BM	Smart Frame Profile	Black Matt	3 Mtr.	3690
586		BSFP-GVMB			Golden V Matt Brush	3 Mtr.
587		BSFP-SSB		SS Brush	3 Mtr.	3995

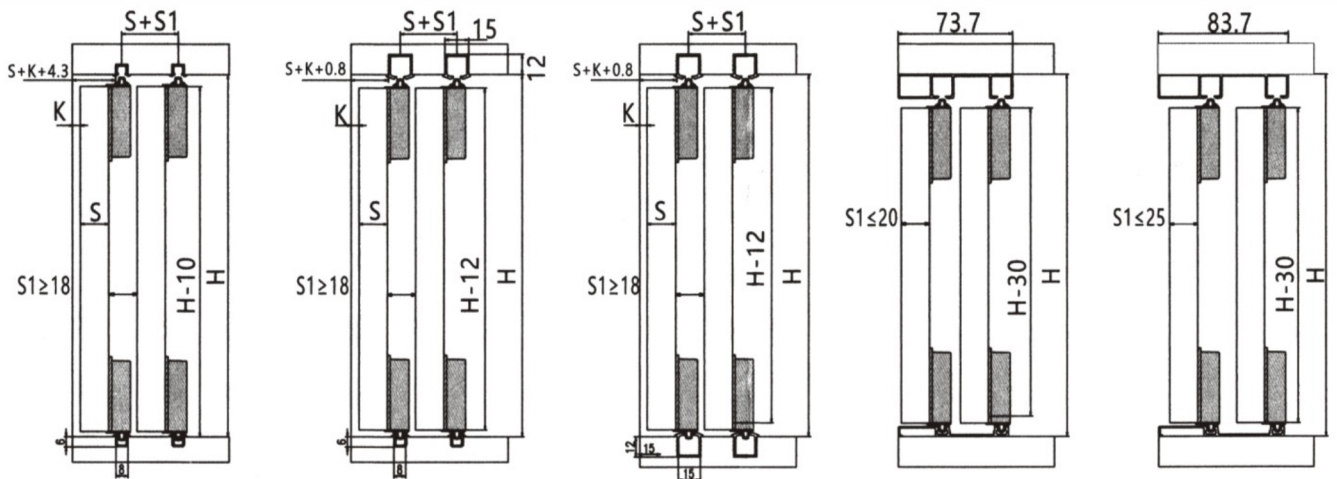
S. No.	Image	Item Code	Description	Finish	Size	MRP
588		BSPC-BM	Smart Profile Cubes	Black Matt	3 Mtr.	1140
589		BSPC-GVMB		Golden V Matt Brush	3 Mtr.	1260
590		BSPC-SSB		SS Brush	3 Mtr.	1240
591		BSPH200-BM	Smart Profile Handle 200mm	Black Matt	200mm	760
592		BSPH200-GVMB		Golden V Matt Brush	200mm	760
593		BSPH200-SSB		SS Brush	200mm	760
594		BSPH1200-BM	Smart Profile Handle 1200mm	Black Matt	1200mm	2175
595		BSPH1200-GVMB		Golden V Matt Brush	1200mm	2175
596		BSPH1200-SSB		SS Brush	1200mm	2175
597		BSPTB400-BM	Smart Profile Top & Bottom 400mm	Black Matt	400mm	845
598		BSPTB400-GVMB		Golden V Matt Brush	400mm	845
599		BSPTB400-SSB		SS Brush	400mm	845
600		BSPTB450-BM	Smart Profile Top & Bottom 450mm	Black Matt	450mm	915
601		BSPTB450-GVMB		Golden V Matt Brush	450mm	915
602		BSPTB450-SSB		SS Brush	450mm	915
603		BSPTB600-BM	Smart Profile Top & Bottom 600mm	Black Matt	600mm	1080
604		BSPTB600-GVMB		Golden V Matt Brush	600mm	1080
605		BSPTB600-SSB		SS Brush	600mm	1080

S. No.	Image	Item Code	Description	Finish	Size	MRP
606		BSPV-BM	Sticking Profile (Vertical)	Black Matt	3 Mtr.	3795
607		BSPV-GVMB		Golden V Matt Brush	3 Mtr.	4250
608		BSPH-BM	Sticking Profile (Hollow)	Black Matt	3 Mtr.	1695
609		BSPH-GVMB		Golden V Matt Brush	3 Mtr.	1900
610		BSP18W-BM	Sticking Profile for 18mm Wood	Black Matt	3 Mtr.	1870
611		BSP18W-GVMB		Golden V Matt Brush	3 Mtr.	2100

S. No.	Image	Item Code	Description	Finish	Size	MRP
612		BSP4G-BM	Sticking Profile for 4mm Glass	Black Matt	3 Mtr.	2325
613		BSP4G-GVMB		Golden V Matt Brush	3 Mtr.	2605
614		BSPC	Sticking Profile connector	Metal Finish	1 Piece	135
615		BSPCSH-BM	Sticking Profile Cap with Screw Hole	Black Matt	2 Piece set	135
616		BSPCSH-GVMB		Golden V Matt Brush	2 Piece set	135
617		BSPCP-BM	Sticking Profile Cap Plain	Black Matt	2 Piece set	135
618		BSPCP-GVMB		Golden V Matt Brush	2 Piece set	135
619		BSPS	Sticking Profile Screw	Black	1 Piece	40

S. No.	Image	Item Code	Description	Finish	Size	MRP
620		BSTA-2.44	Sliding Track (Double Track)	Anodized	2.44 Mtr.	3245
621		BSTA-4		Anodized	4 Mtr.	5260
622		BSTMB-2.44		Black Matt	2.44 Mtr.	3445
623		BSTMB-4		Black Matt	4 Mtr.	5585
624		BUSTAM-2.44	U Sliding Track	Anodized	2.44 Mtr.	530
625		BUSTAM-4		Anodized	4 Mtr.	860

B1 Surface-mounted cabinet requirements (W = cabinet body width L = track length)



No Plugs on the upper and lower rails

No Plugs on the lower rail upper rails installation plug

Blocking heads for upper and lower rails

No plugs on the upper and lower rails

No plugs on the upper and lower rails



SWING CORNER UNIT

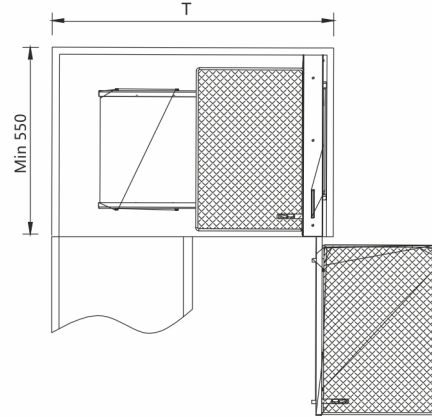


S.No.	Item Code	Description	Dimensions (W x D x H) mm	MRP
22	BSCC-L	S. Corner Chrome Left	864 x 495 x 620-720	12860
23	BSCC-R	S. Corner Chrome Right		12860
24	BSCDG-L	S. Corner Dark Grey Left		12860
25	BSCDG-R	S. Corner Dark Grey Right		12860

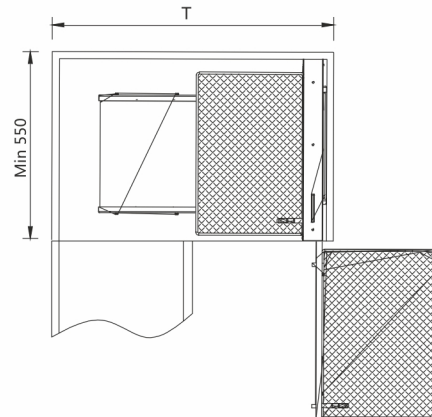


S.No.	Item Code	Description	Dimensions (W x D x H) mm	MRP
26	BSCFDGM-L/R	S Corner Full Pullout Dark Grey Anti Skid Matt Left /Right	864 x 495 x 620-720	16050
27	BSCFCM-L/R	S Corner Full Pullout Chrome Anti Skid Matt Left /Right		16050

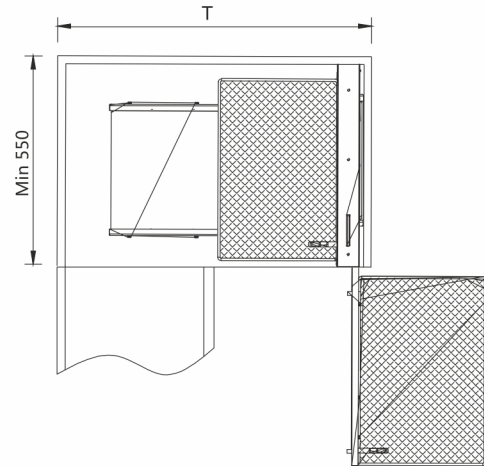
UNIVERSAL MAGIC CORNER UNIT



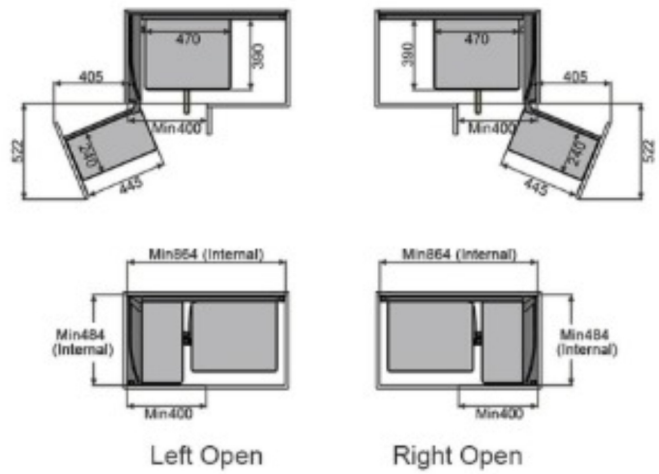
S.No.	Item Code	Description	Dimensions (W x D x H) mm	MRP
28	BUMCC	Universal Magic Corner Chrome	660 x 485 x 590	25310



S.No.	Item Code	Description	Dimensions (W x D x H) mm	MRP
29	BUMCDG	Universal Magic Corner Dark Grey	660 x 485 x 590	25310

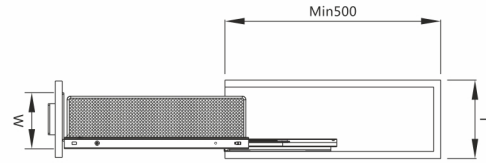



S.No.	Item Code	Description	Dimensions (W x D x H) mm	MRP
30	BUMCG	Universal Magic Corner Glass	660 x 485 x 590	25310

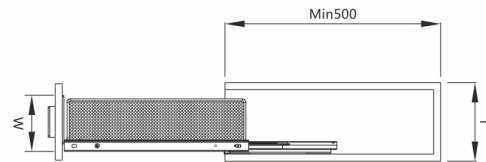


S.No.	Item Code	Description	Dimensions (W x D x H) mm	MRP
31	BSMCU-L/R	SATIN MAGIC CORNER UNIVERSAL LEFT/RIGHT	864 x 530 x 520	20060

BOTTLE PULLOUT UNIT



S. No.	Item Code	Description	Dimensions (W x D x H) mm	MRP
32	BWBCSM-200	WOODEN BPO CHROME (SIDE MOUNT)	164 x 480 x 660	7610
33	BWBCSM-250		214 x 480 x 660	8025
34	BWBCSM-300		264 x 480 x 660	8435



S. No.	Item Code	Description	Dimensions (W x D x H) mm	MRP
35	BWBDGSM-200	WOODEN BPO DARK GREY (SIDE MOUNT)	164 x 480 x 660	7610
36	BWBDGSM-250		214 x 480 x 660	8025
37	BWBDGSM-300		264 x 480 x 660	8435

Metcraft Buildware Pvt. Ltd.
We reserve all rights this catalogue
under copyright law.
It shall not be permissible to duplicate
this catalogue in any form either in whole
or in part without our written consent.
Subject to technical alterations.
Errors and omissions excepted.
Subject to color variations.



An ISO 9001 : 2015 Certified Co.

METCRAFT BUILDWARE PRIVATE LIMITED

#8/54, Bombay Compound,
U.S. Jain Road, Aligarh-202001 (INDIA)

🌐 www.metcraftchitra.com

✉ enterprises.chitra@gmail.com

f www.facebook.com/chitralocks

📞 +91 89233 52234

🐦 www.twitter.com/chitralocks



Scan QR code
to get more information



Indian Origin



Global
Leadership



66+ Years of
Experience



Worldwide
Presence



International
Warranty



ISO 9001:2015
Certified

www.metcraftchitra.com