

KLASSICO
DESIGNER LAMINATE SERIES

KLASSICO

DESIGNER LAMINATE SERIES
2025-26

Abhiyan Panel India LLP

CORP. & MARKETING OFFICE

B-1107, West Gate, Makarba,
Ahmedabad-380051, India.

FACTORY ADDRESS

Survey No. 405, Kadadra Road, Dehgam
Village, Gandhinagar-382305, Gujarat.

☎ 1800 572 7547 ✉ sales@abhiyangroup.in 🌐 www.abhiyanlam.in



Designed & Concept by: BRANDSWITCH

2025-26



Scan the QR Code
to Download and
E-Catalogue

KLASSICO



KLASSICO

EXPLORE KLASSICO, THE RANGE OF UNIQUE LAMINATES THAT REINVENT STYLE IN SUBTLE YET MEANINGFUL WAYS. THIS COLLECTION OPENS DOORS TO DESIGNS THAT ADAPT SEAMLESSLY TO ANY SETTING, MERGING VISUAL APPEAL WITH PRACTICAL DURABILITY.

EACH PIECE ENRICHES SPACES WITH DISTINCT CHARACTER, OFFERING A SMOOTH TOUCH THAT COMPLEMENTS AND UPLIFTS EVERY ROOM. ENHANCE EVERY CORNER WITH MATERIALS CRAFTED TO BALANCE BEAUTY AND FUNCTION, INFUSING YOUR SURROUNDINGS WITH LASTING QUALITY.

KLASSICO



SCAN THE QR CODE
FOR AN E-CATALOGUE

USP'S

EVERY PIECE EMBODIES EXCEPTIONAL DESIGN, GUARANTEERING BOTH SAFETY AND A LIFELONG LEGACY OF CLASSINESS.



ANTI-DUST



TERMITE RESISTANT



EASY TO CLEAN



CHEMICAL RESISTANT



PERFECT THICKNESS



ENVIRONMENT FRIENDLY



RESISTANCE TO ACID RAINS



ANTI-BACTERIAL & ANTI-FUNGAL



FEATHER TOUCH



CAN WITHSTAND EXTREME TEMP.



SUPERIOR LIGHT FASTNESS PERFORMANCE



AR. Frank Gehry

Architecture should speak of its time and place, but yearn for timelessness

AR. Mahendra Raj

Every building tells a story. The challenge is to make it a good one.

AR. B. V. Doshi

Architecture is a language that speaks without words

AR. Charles Correa

The architecture of any society is a reflection of its people.


STYLISH 0.8 COLLECTION

COLLECTION



- HIGHGLOSS
- MARBLE STONE
- NEW STONE
- STONE
- SUEDE FINISH
- MOZART
- WOODEN GRAINS
- CHANNEL VERTICAL
- VERTICAL OAK
- ASH
- POLYUTHERANE
- ZERO MATT
- FLUTE
- SHINY OAK
- SLIKY MATT
- RANDOM LINES
- CLOUDY
- BRENT ZERO WOOD
- STONE GROOVY
- GLOSSY FLUTE
- HIGHGLOSS FLUTE





EXDRESIVE

THE LANGUAGE OF ART



CL 617 HG-PR | AXIMAL STONE PREMIUM



CL 620 HG-PR | MARITIME STONEX PREMIUM



CL 617 HG-PR | AXIMAL STONE 



FULL SHEET

CL 620 HG-PR | MARITIME STONEX 



OF ART


EXPERSSIVE




CL 623 HFL-PR | BOTANICA PREMIUM




CL 621 SMT-PR | ILLUMINATIK PREMIUM





CL 621 SMT



300 W x 325 MM




CL 623 HFL-PR | BOTANICA



CL 621 SMT-PR | ILLUMINATIK






220 W x 325 MM



CL 370 HG | BURMESSE MARBLE



CL 366 HG



300 W x 325 H MM



CL 366 HG | BRONX STONE



140 W x 325 MM




CL 779 SMT | ARTISTIC TEAK



CL 778 PU



300 W x 325 H MM



CL 778 PU | HERRINGBONE





220 W x 325 MM



CL 527 SMT



220 W x 325 MM

CL 527 SMT | JUTE

CL 528 SMT | WEAVED CANE

EXCLUSIVITY

300 W x 325 H MM



CL 792 SMT | TEAK VENEER

LUXURIOUSLY ELEGANT

300 W x 325 H MM




CL 799 SMT | TEAK VENEER SMOKE



220 W x 325 H MM



CL 413 BZW-PR | SKIMMED TEAK  PREMIUM



60 W x
150 H MM

CL 191 ZM-PR
LIGHT GREY  PREMIUM



60 W x
150 H MM

CL 118 ZM-PR
SALMON PINK  PREMIUM



140 W x 325 MM




CL 788 BZW-PR | ROSE ELM  PREMIUM



C L A S S A U R A



CL 795 BZW



220 W x 325 H MM



CL 795 BZW-PR | CREME OAK



PREMIUM


CL 795 BZW-PR

FINELY

EXPLORE THE WONDERS OF THE OUTDOORS,
FINDING SPARKS OF INSPIRATION IN EVERY
CORNER



CL 796 BZW




300 W x 325 H MM

CL 796 BZW-PR | MEALNGE OAK PREMIUM

CL 796 BZW-PR




CL 365 HG | WHITE SATVARIO



CL 365 MBS | WHITE SATVARIO



220 W x 325 MM



60 W x 150 H MM

CL 171 ZM-PR
LEAF GREEN 



60 W x 150 H MM

CL 193 ZM-PR
CHARCOAL GREY 

GUIDING EVERY STROKE



140 W x 325 MM

 CL 347 CLD | ONYX WHITE 



140 W x 325 MM

 CL 347 SG | ONYX WHITE 

 CL 347 HG | ONYX WHITE 



CL 348 HG



140 W x 325 MM



CL 348 HG | ONYX CREAM





CL 348 CLD



220 W x 325 H MM




CL 348 CLD | ONYX CREAM



CL 348 CLD



CL 348 SG



300 W x 325 H MM

CL 348 SG | ONYX CREAM

CL 348 SG



CL 349 HG | FLUTED CARINO



CL 362 HG | SPANISH STONE




CL 349 SMT | FLUTED CARINO



CL 362 NS | SPANISH STONE

PATTERNED TO PERFECTION,
MADE FOR EVERY MOMENT



CL 363 SMT | GREY LAURENT




CL 364 SMT | GREY LAURENT DARK



CL 363 SG | GREY LAURENT



CL 364 SG | GREY LAURENT DARK




CL 326 SMT | KALHARI LIGHT




CL 327 SMT



CL 327 SG | KALHARI DARK



CL 326 SG | KALHARI LIGHT



CL 327 SMT | KALHARI DARK



CL 324 STN



300 W x 150 H MM

CL 323 STN | PERAK STONE



300 W x 150 H MM


CL 324 STN | PERAK LIGHT

SPARKLE


LET YOUR IDEAS SHINE
WITH CREATIVE ENERGY



GLIMMER



140 W x 150 H MM



60 W x
150 H MM



60 W x
150 H MM

GLIMMER




60 W x
150 H MM



60 W x
150 H MM



60 W x
150 H MM



60 W x
150 H MM

CL 160 HG-PR | ULTRA WHITE PREMIUM

CL 161 HG-PR | PEARL WHITE PREMIUM


CL 166 HG-PR | ICE LAND PREMIUM

CL 169 HG-PR | GRAPHITE GREY PREMIUM

CL 164 HG-PR | DARK TRUFFLE PREMIUM

CL 168 HG-PR | SEA GREEN PREMIUM

CL 165 HG-PR | RUSSETT PREMIUM



CL 191 ZM-PR LIGHT GREY PREMIUM



CL 171 ZM-PR LEAF GREEN PREMIUM



CL 193 ZM-PR CHARCOAL GREY PREMIUM




CL 177 ZM-PR SEA BLUE PREMIUM



CL 137 ZM-PR MOSS GREEN PREMIUM



CL 118 ZM-PR SALMON PINK PREMIUM




CL 191 FLT-PR LIGHT GREY PREMIUM



CL 171 FLT-PR LEAF GREEN PREMIUM



CL 193 FLT-PR CHARCOAL GREY PREMIUM



CL 177 FLT-PR SEA BLUE PREMIUM



CL 137 FLT-PR MOSS GREEN PREMIUM



CL 118 FLT-PR SALMON PINK PREMIUM

WORLD OF CHROMATIC WONDER




220 W x 325 MM

CL 786 RL | VIOLA WOOD



CL 786 RL



140 W x 150 H MM

CL 793 SO | WILD TEAK



140 W x 150 H MM

CL 774 SO | KNOTTY SMOKE




140 W x 325 H MM

CL 412 SO | KNOTTY GRILLED

A FLAWLESS FINISH, BUILT FOR EVERYDAY ELEGANCE


300 W x 325 H MM



CL 797 CLD | NEO SEASONED



300 W x 325 H MM



CL 798 CLD | NEO NATURAL



140 W x 325 H MM

140 W x 325 H MM

140 W x 325 H MM

140 W x 325 H MM



CL 715 GF | MANCHESTER WALNUT DARK



CL 796 GF | MEALNGE OAK




CL 797 GF | NEO SEASONED



CL 415 GF | KAPTION WOOD






140 W x 325 H MM



CL 370 PU | BURMESSE MARBLE



140 W x 325 H MM



CL 366 PU | BRONX STONE



140 W x 325 H MM



CL 786 PU | VIROLA WOOD



140 W x 325 H MM



CL 794 PU | BURNT WILD TEAK



140 W x 325 H MM

140 W x 325 H MM

CL 797 PU

140 W x 325 H MM



CL 795 PU | CREME OAK



CL 797 PU | NEO SEASONED




CL 406 PU | MORRACCON



VOK

BRINGING THE TRUE CHARM OF
THE WOODS INTO YOUR SPACE



CL 794 VOK




300 W x 225 H MM

CL 794 VOK | BURNT WILD TEAK



150 W x
65 H MM

CL 794 PU | BURNT WILD TEAK




150 W x
65 H MM

CL 794 HG




150 W x
65 H MM

CL 794 SF



CL 720 VOK | HONEY TEAK



CL 721 VOK | GINGER TEAK



CL 766 VOK | FUKUSHIMA ASH



CL 793 VOK | WILD TEAK

300 W x 150 H MM



CL 748 AW | GOLD ASH

300 W x 150 H MM



CL 415 AW | KAPTION WOOD

300 W x 150 H MM




CL 749 AW | DARK ASH

300 W x 150 H MM




CL 406 AW | MORRACCON



140 W x 150 H MM

CL 775 SMT | GRENEDA PINE



140 W x 150 H MM

CL 781 SMT | SCUDERIA SMOKE



140 W x 325 H MM

CL 780 SMT | SCUDERIA NATURAL



300 W x 150 H MM

CL 419 SMT | MAHAGONY





300 W x 150 H MM

CL 413 SMT | SKIMMED TEAK

WOODEN

CREATE HARMONY IN YOUR SPACE WITH THE WARMTH AND RICHNESS OF NATURAL WOOD



300 W x 325 H MM



CL 406 HG | MORRACCON



140 W x 325 H MM




CL 776 HG | METTALIC RUST



CL 777 HG

300 W x 325 H MM



CL 777 HG | MAHAGONY CROTCH

140 W x 325 H MM

140 W x 325 H MM

140 W x 325 H MM

140 W x 325 H MM



CL 412 HG | KNOTTY GRILLED



CL 794 HG | BURNT WILD TEAK




CL 715 HG | MANCHESTER WALNUT DARK



CL 714 HG | NAYASA WALNUT







CL 763 HG | SAMBA WALNUT DARK



CL 766 HG | FUKUSHIMA ASH



CL 762 HG | SAMBA WALNUT



CL 774 HG | KNOTTY SMOKE



CL 748 HG | GOLD ASH



CL 749 HG | DARK ASH




140 W x 150 H MM

CL 708 HG | SAMBA TAN




140 W x 150 H MM

CL 775 HG | GRENEDA PINE




140 W x 150 H MM

CL 793 HG | WILD TEAK




140 W x 150 H MM

CL 419 HG | MAHAGONY




140 W x 150 H MM

CL 780 HG | SCUDERIA NATURAL



140 W x 150 H MM

CL 781 HG | SCUDERIA SMOKE



140 W x 150 H MM

CL 795 HG | CREME OAK




140 W x 150 H MM


CL 796 HG | MEALNGE OAK



CL 415 CVT | KAPTION WOOD




CL 715 CVT | MANCHESTER WALNUT DARK



CL 708 CVT | SAMBA TAN




CL 762 WG | SAMBA WALNUT



CL 763 WG | SAMBA WALNUT DARK



CL 798 MO




140 W x 150 H MM

CL 786 MO | VIROLA WOOD




140 W x 325 H MM

CL 798 MO | NEO NATURAL




140 W x 150 H MM


CL 797 MO | NEO SEASONED




CL 786 SF | VIOLA WOOD




CL 708 SF | SAMBA TAN




CL 721 SF | GINGER TEAK




CL 720 SF | HONEY TEAK



CL 714 SF | NAYASA WALNUT




CL 715 SF | MANCHESTER WALNUT DARK




CL 749 SF | DARK ASH




CL 795 SF | CREME OAK




CL 762 SF | SAMBA WALNUT




CL 766 SF | FUKUSHIMA ASH




CL 774 SF | KNOTTY SMOKE




CL 797 SF | NEO SEASONED



CL 763 SF | SAMBA WALNUT DARK




CL 775 SF | GRENEDA PINE



CL 780 SF | SCUDERIA NATURAL



CL 798 SF | NEO NATURAL




140 W x 150 H MM

CL 412 SF | KNOTTY GRILLED




140 W x 150 H MM

CL 415 SF | KAPTION WOOD




140 W x 150 H MM

CL 793 SF | WILD TEAK




140 W x 150 H MM

CL 794 SF | BURNT WILD TEAK




140 W x 150 H MM

CL 413 SF | SKIMMED TEAK



140 W x 150 H MM

CL 781 SF | SCUDERIA SMOKE



140 W x 150 H MM

CL 406 SF | MORRACCON



140 W x 150 H MM

CL 419 SF | MAHAGONY

PEARL

P U R E P G R A C E



90 W x
140 H MM

CL 149 HG-PR PEARL WHITE PREMIUM



90 W x
140 H MM

CL 151 HG-PR PEARL BEIGE PREMIUM



90 W x
140 H MM

CL 150 HG-PR PEARL GREY PREMIUM



90 W x
140 H MM

CL 147 HG-PR NEON WINE PREMIUM



90 W x
140 H MM

CL 146 HG-PR NEON GALAXY PREMIUM




90 W x
140 H MM

CL 148 HG-PR NEON WHITE PREMIUM



CHERISHED FOR ITS ELEGANCE
AND LUMINOUS BEAUTY

NEON






P L A Y F U L
W H I M S Y



B E



V I



H C



I R

Sr No.	DESIGN NUMBER	DESIGN NAME	FINISH NAME	PAGE NO.	Sr No.	DESIGN NUMBER	DESIGN NAME	FINISH NAME	PAGE NO.	Sr No.	DESIGN NUMBER	DESIGN NAME	FINISH NAME	PAGE NO.
1	CL 105	WHITE	HG	80	64	CL 193	CHARCOAL GREY	HG	80	127	CL 720	HONEY TEAK	SF	72
2	CL 105	WHITE	SF	81	65	CL 193	CHARCOAL GREY	SF	81	128	CL 721	GINGER TEAK	VOK	51
3	CL 106	FROSTY WHITE	HG	80	66	CL 199	BLACK	HG	80	129	CL 721	GINGER TEAK	SF	72
4	CL 106	FROSTY WHITE	SF	81	67	CL 199	BLACK	SF	81	130	CL 748	GOLD ASH	AW	53
5	CL 107	PINK	HG	80	68	CL 323	PERAK STONE	STN	34	131	CL 748	GOLD ASH	HG	64
6	CL 107	PINK	SF	82	69	CL 324	PERAK LIGHT	STN	34	132	CL 749	DARK ASH	AW	53
7	CL 108	PARROT GREEN	HG	80	70	CL 326	KALHARI LIGHT	SMT	31	133	CL 749	DARK ASH	HG	64
8	CL 108	PARROT GREEN	SF	82	71	CL 326	KALHARI LIGHT	SG	31	134	CL 749	DARK ASH	SF	72
9	CL 109	MAROON	HG	80	72	CL 327	KALHARI DARK	SMT	32	135	CL 762	SAMBA WALNUT	HG	63
10	CL 109	MAROON	SF	81	73	CL 327	KALHARI DARK	SG	32	136	CL 762	SAMBA WALNUT	WG	68
11	CL 110	ROYAL BLUE	HG	80	74	CL 347	ONYX WHITE	HG	23	137	CL 762	SAMBA WALNUT	SF	73
12	CL 110	ROYAL BLUE	SF	82	75	CL 347	ONYX WHITE	CLD	24	138	CL 763	SAMBA WALNUT DARK	HG	63
13	CL 112	OFF WHITE	HG	80	76	CL 347	ONYX WHITE	SG	24	139	CL 763	SAMBA WALNUT DARK	WG	68
14	CL 112	OFF WHITE	SF	81	77	CL 348	ONYX CREAM	HG	26	140	CL 763	SAMBA WALNUT DARK	SF	73
15	CL 117	NIKEL GREY	HG	80	78	CL 348	ONYX CREAM	CLD	26	141	CL 766	FUKUSHIMA ASH	VOK	52
16	CL 117	NIKEL GREY	SF	81	79	CL 348	ONYX CREAM	SG	26	142	CL 766	FUKUSHIMA ASH	HG	63
17	CL 118	SALMON PINK	ZM-PR	38/19	80	CL 349	FLUTED CARINO	HG	27	143	CL 766	FUKUSHIMA ASH	SF	73
18	CL 118	SALMON PINK	FLT-PR	38	81	CL 349	FLUTED CARINO	SMT	27	144	CL 774	KNOTTY SMOKE	SO	40
19	CL 121	YELLOW	HG	80	82	CL 362	SPANISH STONE	HG	28	145	CL 774	KNOTTY SMOKE	HG	64
20	CL 121	YELLOW	SF	82	83	CL 362	SPANISH STONE	NS	28	146	CL 774	KNOTTY SMOKE	SF	74
21	CL 122	COFFEE	HG	80	84	CL 363	GREY LAURENT	SMT	29	147	CL 775	GRENEA PINE	SMT	55
22	CL 122	COFFEE	SF	81	85	CL 363	GREY LAURENT	SG	30	148	CL 775	GRENEA PINE	HG	65
23	CL 123	ELECTRIC BLUE	HG	80	86	CL 364	GREY LAURENT DARK	SMT	29	149	CL 775	GRENEA PINE	SF	73
24	CL 123	ELECTRIC BLUE	SF	82	87	CL 364	GREY LAURENT DARK	SG	30	150	CL 776	METTALIC RUST	HG	59
25	CL 125	RED	HG	80	88	CL 365	WHITE SATVARIO	HG	22	151	CL 777	MAHAGONY CROTCH	HG	60
26	CL 125	RED	SF	82	89	CL 365	WHITE SATVARIO	MBS	22	152	CL 778	HERRINGBONE	PU	14
27	CL 126	ORANGE	HG	80	90	CL 366	BRONX STONE	HG	12	153	CL 779	ARTISTIC TEAK	SMT	13
28	CL 126	ORANGE	SF	82	91	CL 366	BRONX STONE	PU	45	154	CL 780	SCUDERIA NATURAL	SMT	55
29	CL 127	OPPO GREEN	HG	80	92	CL 370	BURMESSE MARBLE	HG	11	155	CL 780	SCUDERIA NATURAL	HG	65
30	CL 127	OPPO GREEN	SF	82	93	CL 370	BURMESSE MARBLE	PU	45	156	CL 780	SCUDERIA NATURAL	SF	74
31	CL 128	BLACK CURRENT	HG	80	94	CL 406	MORRACCON	PU	48	157	CL 781	SCUDERIA SMOKE	SMT	55
32	CL 128	BLACK CURRENT	SF	81	95	CL 406	MORRACCON	AW	54	158	CL 781	SCUDERIA SMOKE	HG	65
33	CL 131	LIGHT BEIGE	HG	80	96	CL 406	MORRACCON	HG	58	159	CL 781	SCUDERIA SMOKE	SF	75
34	CL 131	LIGHT BEIGE	SF	81	97	CL 406	MORRACCON	SF	76	160	CL 786	VIROLA WOOD	RL	39
35	CL 133	DARK BEIGE	HG	80	98	CL 412	KNOTTY GRILLED	SO	40	161	CL 786	VIROLA WOOD	PU	46
36	CL 133	DARK BEIGE	SF	81	99	CL 412	KNOTTY GRILLED	HG	61	162	CL 786	VIROLA WOOD	MO	70
37	CL 137	MOSS GREEN	ZM-PR	38	100	CL 412	KNOTTY GRILLED	SF	75	163	CL 786	VIROLA WOOD	SF	71
38	CL 137	MOSS GREEN	FLT-PR	38	101	CL 413	SKIMMED TEAK	BZW-PR	19	164	CL 788	ROSE ELM	BZW-PR	20
39	CL 146	NEON GALAXY	HG-PR	77	102	CL 413	SKIMMED TEAK	SMT	56	165	CL 792	TEAK VENEER	SMT	17
40	CL 147	NEON WINE	HG-PR	77	103	CL 413	SKIMMED TEAK	SF	75	166	CL 793	WILD TEAK	SO	40
41	CL 148	NEON WHITE	HG-PR	77	104	CL 415	KAPTION WOOD	GF	44	167	CL 793	WILD TEAK	VOK	52
42	CL 149	PEARL WHITE	HG-PR	78	105	CL 415	KAPTION WOOD	AW	54	168	CL 793	WILD TEAK	HG	66
43	CL 150	PEARL GREY	HG-PR	78	106	CL 415	KAPTION WOOD	CVT	67	169	CL 793	WILD TEAK	SF	76
44	CL 151	PEARL BEIGE	HG-PR	78	107	CL 415	KAPTION WOOD	SF	75	170	CL 794	BURNT WILD TEAK	PU	46/50
45	CL 160	ULTRA WHITE	HG-PR	35	108	CL 419	MAHAGONY	SMT	56	171	CL 794	BURNT WILD TEAK	VOK	50
46	CL 161	PEARL WHITE	HG-PR	35	109	CL 419	MAHAGONY	HG	66	172	CL 794	BURNT WILD TEAK	HG	61/50
47	CL 164	DARK TRUFFLE	HG-PR	36	110	CL 419	MAHAGONY	SF	76	173	CL 794	BURNT WILD TEAK	SF	50/76
48	CL 165	RUSSETT	HG-PR	36	111	CL 527	JUTE	SMT	15	174	CL 795	CREME OAK	BZW-PR	20
49	CL 166	ICE LAND	HG-PR	35	112	CL 528	WEAVED CANE	SMT	16	175	CL 795	CREME OAK	PU	47
50	CL 168	SEA GREEN	HG-PR	36	113	CL 617	AXIMAL STONE	HG-PR	7	176	CL 795	CREME OAK	HG	66
51	CL 169	GRAPHITE GREY	HG-PR	36	114	CL 620	MARITIME STONEX	HG-PR	8	177	CL 795	CREME OAK	SF	72
52	CL 171	LEAF GREEN	ZM-PR	23/37	115	CL 621	ILLUMINATIK	SMT	10	178	CL 796	MEALNGE OAK	BZW-PR	20
53	CL 171	LEAF GREEN	FLT-PR	37	116	CL 623	BOTANIQA	HFL-PR	9	179	CL 796	MEALNGE OAK	GF	43
54	CL 177	SEA BLUE	ZM-PR	38	117	CL 708	SAMBA TAN	HG	65	180	CL 796	MEALNGE OAK	HG	66
55	CL 177	SEA BLUE	FLT-PR	38	118	CL 708	SAMBA TAN	CVT	67	181	CL 797	NEO SEASONED	CLD	41
56	CL 191	LIGHT GREY	ZM-PR	19/37	119	CL 708	SAMBA TAN	SF	71	182	CL 797	NEO SEASONED	GF	44
57	CL 191	LIGHT GREY	FLT-PR	37	120	CL 714	NAYASA WALNUT	HG	62	183	CL 797	NEO SEASONED	PU	47
58	CL 191	LIGHT GREY	HG	80	121	CL 714	NAYASA WALNUT	SF	71	184	CL 797	NEO SEASONED	MO	70
59	CL 191	LIGHT GREY	SF	81	122	CL 715	MANCHESTER WALNUT DARK	GF	43	185	CL 797	NEO SEASONED	SF	74
60	CL 192	DARK GREY	HG	80	123	CL 715	MANCHESTER WALNUT DARK	HG	62	186	CL 798	NEO NATURAL	CLD	42
61	CL 192	DARK GREY	SF	81	124	CL 715	MANCHESTER WALNUT DARK	CVT	67	187	CL 798	NEO NATURAL	MO	70
62	CL 193	CHARCOAL GREY	ZM-PR	23/38	125	CL 715	MANCHESTER WALNUT DARK	SF	71	188	CL 798	NEO NATURAL	SF	74
63	CL 193	CHARCOAL GREY	FLT-PR	38	126	CL 720	HONEY TEAK	VOK	51	189	CL 799	TEAK VENEER SMOKE	SMT	18

PROPERTIES	SPECIFIED VALUES AS PER IS:2046-1995, TYPE S, VGS	AS PER IS:2046	SPECIFIED VALUES AS PER IS:2046-1995, TYPE S, VGS	KLASSICO CONFORMS
Resistance to surface wear	350 (Revolutions)	✓	350 (Revolutions)	✓
Resistance to immersion in boiling water				
- Mass increase (%)	10.0 (Maximum)	✓	7.5 (Maximum)	✓
- Thickness increase (%)	11.8 (Maximum)		8.5 (Maximum)	
- Appearance	Not worse than 4		Not worse than 4	
Resistance to dry heat 180° c	Not worse than 4	✓	Not worse than 4	✓
Dimensional stability at deviated temperature				
- Longitudinal (%)	0.55 (Maximum)	✓	0.44 (Maximum)	✓
- Transverse (%)	1.025 (Maximum)		0.86 (Maximum)	
Dimensional stability at 20°C				
- Longitudinal (%)	0.375 (Maximum)	✓	0.31 (Maximum)	✓
- Transverse (%)	0.60 (Maximum)		0.49 (Maximum)	
Resistance to impact by small diameter ball	20 N (Minimum)	✓	20 N (Minimum)	✓
Resistance to cracking	Not worse than 4	✓	Not worse than 4	✓
Resistance to scratching	2 N (Minimum)	✓	2 N (Minimum)	✓
Resistance to staining	Not worse than 5	✓	Not worse than 5	✓
Resistance to colour change (wood standards)				
- In xenon arc light	Not worse than 6	✓	Not worse than 6	✓
- In enclosed carbon arc light	Not worse than 5		Not worse than 5	
Resistance to cigarette burns	Not worse than 3	✓	Not worse than 3	✓
Resistance to steam	Not worse than 4	✓	Not worse than 4	✓
Appearance	Should be free from foreign particles	✓	Should be free from foreign particles	✓

FEATURES

A complete dimensionally stable product with the unique resistance power against

- Surface Wear
- Any kind of Stain
- Immersion in Boiling Water
- Scratching
- Cigarette Burns

PRODUCT SPECIFICATIONS

Product: Decorative Laminate Sheets

Size: 2440 x 1220 mm

Thickness: 0.8 mm (±0.05mm)

Actual 0.8 MM Thickness Sample



Front

Back

Finish: Matt, Gloss, SF and World Class Textures

Maintenance: Clean with mild soap solutions or household detergent, abrasive cleaners should not be used. It is recommended for vertical use only. Avoid direct sunlight.

Resistance: To surface wear, immersion in boiling water, dry heat, impact by small dia. ball, cigarette burns, staining, scratches, color change in xenon light.

- Guaranteed Thickness.
- High Quality Back Sanding.
- The samples shown in the Shade Chart are only indicative of the colors, patterns, and shades available.
- Company warrants that all its products are free from manufacturing defects and perfectly fit for use under normal conditions. In case of any claims, the liability of the company is however limited to the cost of the product only.

Disclaimer: Customers are advised to reconfirm selected laminate when placing orders as our liability does not include claims arising from sample chip pasting error. Samples presented are indicative of color, pattern and surface finish but not of actual thicknesses. All metallic patterns series recommended for vertical application only. Limited Warranty: Klassico warrants that its products are reasonably free from manufacturing defects. The products when properly used, will comply, with normal deviation, related manufacturing specifications. This warranty shall be limited only to the original buyer for a period of care. It is recommended that the products must be inspected prior to installation and our liability will be limited to the extent of the cost of the products only. Klassico products are used for various applications without the possibility of control over the manufacturing of the finished products. The Company does not assume obligations or liabilities arising from the furnishing, sale, installation or repair, use or subsequent sale of any product, to any person or entity.