



2025/2026

SOTODO
FITNESS EQUIPMENT

PRODUCT CATALOGUE



XIAMEN GOLDEN HUANAN IMP. & EXP. CO.,LTD

Add :7/F Channel Pearl Plaza,No.99 Yilan Road,Siming Dist.Xiamen,China.

Tel: +86-0592-5654598-818

Fax:+86-0592-5620969

WWW.GOLDEN-SOUTH.COM



Brief Introduction

Xiamen Golden Huanan was founded in Feb.2001, headquarter locates in 7/f,channel pearl plaza, siming dist. Xiamen China. Fitness equipment factory was found in 2012.With 28000 square meters workshop area and more than 200 skilled workers,welding robots and automatic treadmill and bike production line. We passed ISO9001:2000 quality control system,war-mart factory audit and BSCI audit.

We have 12 experienced and professional designers, who have already researched & developed more over 1000 designs which met warm welcome by the market.Meanwhile, our management team has more than 15 years of production control experience. We can provide both OEM & ODM service.

Our product categories include: treadmill, magnetic bike, elliptical bike, orbitrac,massage machine, stepper, trainer, spin bike. And treadmill is our featured productfor both home and commercial use.

Our main markets are in .South America,Europe,Middle East,Southeast Asia and soon. The turnover of our factory is USD20 million.

Our strict quality control system consists of professional test equipment and manufacture system which enable us to meet customer's requirement. The short lead time and fashion design help our customers become more competitive.

To provide our customer competitive quotation and high quality goods are our long term efforts. We wish to share win-win goal with all of our customers.

Warmly welcome you to contact us at any time.



FITNESS





Item No.: **GHN8600S**

SPECIFICATION:

- AC Motor: 4.0hp
- Speed:1.0-25.0km/h
- Incline:0.0-20.0%
- Running surface:1700*600mm
- Display:21.5" colorful touch screen display
- Functions:Time, distance, calories, speed, incline, pulse
- Programs:12 preset programs
- Max user weight:170kg
- With safety lock key
- With rubber cushion system
- With MP3/USB/Bluetooth,wifi

PACKING DETAILS:

- Assembly size:2270*970*1695mm
- Carton size:A: 2440*1030*550mm (with base)
2440*1030*470 mm(without base)
B: 1040*885*540mm
- N.W.:182 KGS
- G.W.:275 KGS
- Loading quantity:20 " GP13 PCS
- Loading quantity:40 " GP27 PCS
- Loading quantity:40 " HQ34 PCS



Item No.: **GHN7600SA**

SPECIFICATION:

- AC Motor: 4.0hp
- Speed:1.0-25.0km/h
- Incline:0.0-20%
- Running surface:1700*600mm
- Display:21.5 " colorful touch screen
- Functions:Time,Speed,Distance,Calories,Incline,Hand pulse.
- Programs:12 preset programs
- With urgent stop key
- With Rubber cushion system
- With MP3,USB Ready audio system,bluetooth music,WIFI .
- Max User Weight:170kgs

PACKING DETAILS:

- Assembly size:2270*970*1695mm
- Wooden box size:2440*1030*550mm(With base)
2440*1030*470mm(without base)
- Carton size:1040*885*540mm
- N.W.: 182KGS G.W.:275KGS
- Loading quantity:20 " GP:13 PCS
- Loading quantity:40 " GP:27 PCS
- Loading quantity:40 " HQ:34 PCS



Item No.: **GHN6600S**

SPECIFICATION:

- AC motor:4.0hp
- Speed:1.0~25.0 km/h
- Incline:0.0~20.0 %
- Running surface:1750x600mm
- Display:18.5"colorful screen with
- Android system to surf website and connect WIFI,
- Functions: Handpulse, time, speed, incline, distance, calories;
- Programs:24 auto programs
- With safety lock key;
- With Fan function Hi-Fi Speaker
- With rubber cushion system;
- With MP3, USB:
- Max user weight:170kgs

PACKING DETAILS:

- Assembly size: 2270*970*1695mm
- Carton size: A: 2440*1020*550mm (with base)
2440*1020*470mm
B:1040*885*540mm
- N.W.:200 kgs G.W.:288 kgs
- Loading quantity:20'GP:13sets
- Loading quantity:40'GP:27sets
- Loading quantity:40'HQ:34sets

Item No.: **GHN6600S1**

SPECIFICATION:

- AC motor:4.0hp
- Speed Range:1.0-25.0km/h
- Incline:0.0-20.0%
- Running surface:1750x600mm
- Display: LED screen
- Functions: Handpulse,time,speed,incline. distance,calories
- Programs:12 auto programs
- With safety lock key
- With rubber cushion system
- With USB, MP3
- Max user weight:170kgs

PACKING DETAILS:

- Assembly size: 2270*970*1695mm
- Wood case size: A: 2440*1020*550mm
2440*1020*470mm
- Carton box size: B:1040*885*540mm
- N.W.:199 kgs G.W.:286 kgs
- Loading quantity:20'GP:13sets
- Loading quantity:40'GP:27sets
- Loading quantity:40'HQ:34sets





Item No.: **GHN2550S**

SPECIFICATION:

- AC Motor: 3.0hp
- Speed:1.0-22.0km/h
- Incline:0.0-20.0%
- Running surface:1500*550mm
- Display:21" colorful touch screen display
- Functions:Time, distance, calories, speed, incline, pulse
- Programs:24 preset programs
- Max user weight:140kg
- With safety lock key
- With rubber cushion system
- With MP3/USB/Bluetooth,wifi
- With wireless charger
- With Bluetooth (option)

PACKING DETAILS:

- Assembly size:1950*963*1532mm
- Carton size:A: 2070*940*390mm
B: 970*970*330mm
- N.W.:130 KGS
- G.W.:180 KGS
- Loading quantity:20 " GP21 PCS
- Loading quantity:40 " GP42 PCS
- Loading quantity:40 " HQ50 PCS



Item No.: **GHN1550S**

SPECIFICATION:

- AC Motor: 3.0HP
- Speed Range:1.0~22 km/h
- incline:0-20%
- Running surface: 1500x550mm
- Computer:Hand pulse,Time,Speed
Distance,Calories,incline
- With 24 programs
- LED/LCD option
- With safety lock system
- With MP3,USB, Bluetooth function(option)
- With rubber cushion system
- User weight:140kgs

PACKING DETAILS:

- Assembly size:1970*910*1510mm
- Wooden box size:2080*940*400mm
1030*965*350mm
- N.W.: 130KGS G.W.:180KGS
- Loading quantity:20 " GP:21 PCS
- Loading quantity:40 " GP:42 PCS
- Loading quantity:40 " HQ:50 PCS

Item No.: **GHN1550SA**

SPECIFICATION:

- AC Motor: 3.0HP
- Speed Range:1.0~22 km/h
- incline:0-20%
- Running surface: 1500x550mm
- Computer:Hand pulse,Time,Speed
Distance,Calories,incline
- With 24 programs
- 10.1" colorful screen with Android system
- With safety lock system
- With MP3,USB, Bluetooth function(option)
- With rubber cushion system
- User weight:140kgs

PACKING DETAILS:

- Assembly size:1970*910*1510mm
- Wooden box size:2080*940*400mm
1030*965*350mm
- N.W.: 130KGS G.W.:180KGS
- Loading quantity:20 " GP:21 PCS
- Loading quantity:40 " GP:42 PCS
- Loading quantity:40 " HQ:50 PCS



Item No.: **GHN7510**

SPECIFICATION:

- DC Motor: 2.5hp
- Speed:1.0-20.0km/h
- Incline:0.0-20.0%
- Running surface:1400*510mm
- Display: 6 windows LED
- Functions:Time, distance, calories, speed, incline, pulse
- Programs:24 preset programs
- Max user weight:130kg
- With safety lock key
- With rubber cushion system
- With folding by cylinder
- With MP3/USB
- With wireless charger
- With Bluetooth (option)

PACKING DETAILS:

- Assembly size:1810*851*1450mm
- Carton size:1900*930*330mm
- N.W.:85KGS
- G.W.:95 KGS
- Loading quantity 20GP: 48 PCS
- Loading quantity 40GP: 100 PCS
- Loading quantity 40HQ: 112 PCS



Item No.: **GHN10480**

SPECIFICATION:

- DC Motor: 2.0hp
- Speed:1.0-18.0km/h
- Incline:0.0-15.0%
- Running surface:1350*480mm
- Display: 5 windows LED
- Functions:Time, distance, calories, speed, incline, pulse
- Programs:24 preset programs
- Max user weight:120kg
- With safety lock key
- With rubber cushion system
- With folding by cylinder
- With MP3/USB
- With wireless charger
- With rotary stepless speed & incline adjustable
- With Bluetooth (option)

PACKING DETAILS:

- Assembly size:1730*822*1450mm
- Carton size:1820*900*330mm
- N.W.:75KGS
- G.W.:85 KGS
- Loading quantity 20GP: 50 PCS
- Loading quantity 40GP: 104 PCS
- Loading quantity 40HQ: 117 PCS



Item No.: **GHN3450**

SPECIFICATION:

- DC Motor:DC 1.5hp
- Speed:1.0-16.0km/h
- Incline:0.0-15.0%
- Running surface:1250*450mm
- Display:7"LCD display (5" LCD / LED option)
- Functions:Time, distance, calories, speed, incline, pulse
- Programs:24 preset programs
- Max user weight:120kg
- With safety lock key
- With rubber cushion system
- With folding by cylinder
- With MP3/USB
- With wireless charger (option)
- With Bluetooth (option)

PACKING DETAILS:

- Assembly size:1550*787*1415mm
- Carton size:1620*845*290mm
- N.W.:58 KGS
- G.W.:65 KGS
- Loading quantity:20 " GP66 PCS
- Loading quantity:40 " GP142 PCS
- Loading quantity:40 " HQ153 PCS



Item No.: **GHN11421**

SPECIFICATION:

- DC Motor:DC 1.25hp
- Speed:0.8-12km/h
- Incline:0.0-15.0%
- Running surface:1200*400mm
- Display:5"LCD display (3" option)
- Functions:Time, distance, calories, speed, incline, pulse
- Programs:12 preset programs
- Max user weight:100kg
- With safety lock key
- With rubber cushion system
- With folding by cylinder
- With MP3/USB/Bluetooth
- With wireless charger (option)
- With Bluetooth (option)

PACKING DETAILS:

- Assembly size:1490*1314*746mm
- Carton size:1530*800*235mm
- N.W.:50kg
- G.W.:58kg
- Loading quantity:20 " GP105 PCS
- Loading quantity:40 " GP216 PCS
- Loading quantity:40 " HQ237 PCS



Item No.: **GHNX2**

SPECIFICATION:

- DC motor: 0.75 HP
- Speed: 1.0-6.0 km/h
- Incline: No incline
- Running surface: 1000*360mm
- Function: Time, speed, cal, distance, auto, remote control
- With rubber cushion system
- With bluetooth function (option)
- Max user weight: 100KG

PACKING DETAILS:

- Assembly size: 1200*470*112mm
- Carton size: 1280*550*150mm
N.W.: 22KG G.W.: 27KG
- Loading quantity: 20 GP: 240 pcs
- Loading quantity: 40 GP: 540 pcs
- Loading quantity: 40 HQ: 612 pcs

Item No.: **GHNX4**

SPECIFICATION:

- DC motor: 0.75 HP
- Speed: 1.0-6.0 km/h
- Incline: No incline
- Running surface: 1000*380mm
- Function: Time, speed, cal, distance, auto, remote control
- With rubber cushion system
- With bluetooth function (option)
- Max user weight: 100KG

PACKING DETAILS:

- Assembly size: 1200*490*112mm
- Carton size: 1280*570*150mm
N.W.: 22.5KG G.W.: 27.5KG
- Loading quantity: 20 GP: 240 pcs
- Loading quantity: 40 GP: 540 pcs
- Loading quantity: 40 HQ: 612 pcs



Item No.: **GHNX5**

SPECIFICATION:

- Brushless motor: 1.0 HP
- Speed: 1.0-6.0 km/h
- Incline: No incline
- Running surface: 1000*390mm
- Function: Time, speed, cal, distance, auto, remote control
- With rubber cushion system
- With bluetooth function (option)
- Max user weight: 100KG

PACKING DETAILS:

- Assembly size: 1200*510*102mm
- Carton size: 1280*590*140mm
N.W.: 23KG G.W.: 28KG
- Loading quantity: 20 GP: 192 pcs
- Loading quantity: 40 GP: 432 pcs
- Loading quantity: 40 HQ: 486 pcs

Item No.: **GHNX6**

SPECIFICATION:

- Brushless motor: 1.0 HP
- Speed: 1.0-6.0 km/h
- Incline: No incline
- Running surface: 1000*400mm
- Function: Time, speed, cal, distance, auto, remote control
- With rubber cushion system
- With bluetooth function (option)
- Max user weight: 100KG

PACKING DETAILS:

- Assembly size: 1200*510*102mm
- Carton size: 1280*590*140mm
N.W.: 23KG G.W.: 28KG
- Loading quantity: 20 GP: 192 pcs
- Loading quantity: 40 GP: 432 pcs
- Loading quantity: 40 HQ: 486 pcs



Item No.: **GHNS38A**

SPECIFICATION:

- DC Motor: 0.85hp
- Speed: 1.0-6.0km/h
- Incline: No incline
- Running surface: 960*400mm
- Display: 4 windows LED
- Functions: Time, distance, calories, speed
- Remote control
- Max user weight: 110kg
- With safety lock key
- With rubber cushion system
- With Bluetooth (option)

PACKING DETAILS:

- Assembly size: 1210*510*110mm
- Carton size: 1270*577*140mm
- N.W.: 19KGS
- G.W.: 22 KGS
- Loading quantity 20GP: 279 PCS
- Loading quantity 40GP: 588 PCS
- Loading quantity 40HQ: 675 PCS



Item No.: **GHNS38D**

SPECIFICATION:

- DC Motor: 0.85hp
- Speed: 1.0-6.0km/h walking mode
1.0-8.0km/h running mode
- Incline: No incline
- Running surface: 960*400mm
- Display: LED
- Functions: Time, distance, calories, speed
- Remote control
- Max user weight: 110kg
- With safety lock key
- With rubber cushion system
- With Bluetooth (option)

PACKING DETAILS:

- Assembly size: 1214*635*915mm
- Carton size: 1395*628*156mm
- N.W.: 23 KGS
- G.W.: 26KGS
- Loading quantity 20GP: 181 PCS
- Loading quantity 40GP: 365 PCS
- Loading quantity 40HQ: 493 PCS



Item No.: **GHNS41**

SPECIFICATION:

- DC Motor: 1.0hp
- Speed: 1.0-6.0km/h (walking mode)
1.0-12.0km/h (running mode)
- Incline: No incline
- Running surface: 1050*400mm
- Display: 3 windows LED+Single window display on motor cover
- Functions: Time, distance, calories, speed
- Remote control
- Max user weight: 120kg
- With safety lock key
- With rubber cushion system
- With Bluetooth (option)

PACKING DETAILS:

- Assembly size: 1285*662*1170mm
- Carton size: 1495*720*168mm
- N.W.: 28.3KGS
- G.W.: 32.5 KGS
- Loading quantity 20GP: 151 PCS
- Loading quantity 40GP: 312 PCS
- Loading quantity 40HQ: 360 PCS



Item No.: **GHNX7**

SPECIFICATION:

- Brushless motor: 1.0 HP
- Speed: 1.0-6.0 km/h
- Incline: No incline
- Running surface: 1050*410mm
- Function: Time, speed, cal, distance, auto, remote control
- With rubber cushion system
- With bluetooth function (option)
- Max user weight: 100KG

PACKING DETAILS:

- Assembly size: 1330*567*178mm
- Carton size: 1380*640*(210*110)mm
N.W.: 28KG G.W.: 33KG
- Loading quantity: 20 GP: 192 pcs
- Loading quantity: 40 GP: 404 pcs
- Loading quantity: 40 HQ: 470 pcs

Item No.: **GHNX8**

SPECIFICATION:

- Brushless motor: 1.0 HP
- Speed: 1.0-6.0 km/h
- Incline: No incline
- Running surface: 1050*420mm
- Function: Time, speed, cal, distance, auto, remote control
- With rubber cushion system
- With bluetooth function (option)
- Max user weight: 100KG

PACKING DETAILS:

- Assembly size: 1330*567*178mm
- Carton size: 1380*640*(210*110)mm
N.W.: 28KG G.W.: 33KG
- Loading quantity: 20 GP: 192 pcs
- Loading quantity: 40 GP: 404 pcs
- Loading quantity: 40 HQ: 470 pcs



Item No.: **GHNX9**

SPECIFICATION:

- Brushless motor: 1.25 HP
- Speed: 1.0-6.0 km/h
- Incline: No incline
- Running surface: 1050*450mm
- Function: Time, speed, cal, distance, auto, remote control
- With rubber cushion system
- With bluetooth function (option)
- Max user weight: 120KG

PACKING DETAILS:

- Assembly size: 1310*640*131mm
- Carton size: 1390*715*160mm
N.W.: 31KG G.W.: 37KG
- Loading quantity: 20 GP: 183 pcs
- Loading quantity: 40 GP: 380 pcs
- Loading quantity: 40 HQ: 430 pcs

Item No.: **GHNX10**

SPECIFICATION:

- Brushless motor: 1.25 HP
- Speed: 1.0-6.0 km/h
- Incline: No incline
- Running surface: 1050*460mm
- Function: Time, speed, cal, distance, auto, remote control
- With rubber cushion system
- With bluetooth function (option)
- Max user weight: 120KG

PACKING DETAILS:

- Assembly size: 1310*640*131mm
- Carton size: 1390*715*160mm
N.W.: 31KG G.W.: 37KG
- Loading quantity: 20 GP: 183 pcs
- Loading quantity: 40 GP: 380 pcs
- Loading quantity: 40 HQ: 430 pcs



Item No.: **GHN3540**

SPECIFICATION:

- DC Motor: 3.0HP
- Speed Range: 1.0-20.0 km/h
- Incline: automatic incline of 20%
- Running surface: 1450*540mm
- Display: LED/LCD option
- Functions: Time, distance, calories, speed, incline, heart rate.
- Programs: 24 auto programs
- With folding by cylinder
- With safety lock key
- With rubber cushion system
- With MP3, USB
- Max user weight: 135kgs

PACKING DETAILS:

- Assembly size: 1900*929*1445mm
- Carton Size: 1945*980*375mm
- N.W.: 90KGS G.W.: 102KGS
- Loading quantity 20': 39pcs
- Loading quantity 40'GP: 84pcs
- Loading quantity 40'HQ: 96pcs



Item No.: **GHN5480**

SPECIFICATION:

- DC Motor: 2.0hp
- Speed: 1.0-18.0km/h
- Incline: 0.0-15%
- Running surface: 1350*480mm
- Display: 15" LCD Display
- Functions: Time, Speed, Distance, Calories, Incline, Hand pulse.
- Programs: 24 pre set programs
- With decorative light
- With bluetooth music
- With folding by cylinder
- With safety lock key
- With Rubber cushion system
- With MP3, USB Ready audio system
- Max User Weight: 120kg

PACKING DETAILS:

- Assembly size: 1793*820*1338mm
- Carton size: 1860*880*370mm
- N.W.: 76KGS G.W.: 85KGS
- Loading quantity: 20" GP: 44 PCS
- Loading quantity: 40" GP: 93 PCS
- Loading quantity: 40" HQ: 106 PCS



Item No.: **GHN1420**

SPECIFICATION:

- DC motor: 1.25hp
- Speed: 1.0 ~ 12.0 km/h
- Incline: no incline
- Running surface: 1250x420mm
- Functions: Handpulse, time, speed, incline, distance, calories;
- Programs: 15 auto programs
- With folding by cylinder;
- With safety lock key;
- With rubber cushion system
- With MP3, USB
- Max user weight: 110kgs

PACKING DETAILS:

- Assembly size: 1780 x 760 x 1380mm
- Carton size: 1800 x 830 x 295mm
- N.W.: 58kgs G.W.: 64kgs
- Loading quantity: 20'GP: 62 sets
- Loading quantity: 40'GP: 125 sets
- Loading quantity: 40'HQ: 140 sets



GHN1421

SPECIFICATION:

- DC motor: 1.25hp
- Speed: 1.0 ~ 12.0 km/h
- Incline: 0.0 ~ 12.0 %
- Running surface: 1250x420mm
- Display: foldable for putting computer on it;
- Display: 5"LCD screen with blue backlight;
- Functions: Handpulse, time, speed, incline, distance, calories;
- Programs: 15 auto programs
- With folding by cylinder;
- With safety lock key;
- With rubber cushion system
- With MP3, USB
- Max user weight: 110kgs

PACKING DETAILS:

- Assembly size: 1780 x 760 x 1380mm
- Carton size: 1800 x 830 x 295mm
- N.W.: 63kgs G.W.: 72kgs
- Loading quantity: 20'GP: 62 sets
- Loading quantity: 40'GP: 125 sets
- Loading quantity: 40'HQ: 140 sets

GHN1440

SPECIFICATION:

- DC motor: 1.5hp
- Speed: 1.0 ~ 14.0 km/h
- Incline: no incline
- Running surface: 1250x440mm
- Display: foldable for putting computer on it;
- Display: 5"LCD screen with blue backlight;
- Functions: Handpulse, time, speed, incline, distance, calories;
- Programs: 15 auto programs
- With folding by cylinder;
- With safety lock key;
- With rubber cushion system
- With MP3, USB
- Max user weight: 120kgs

PACKING DETAILS:

- Assembly size: 1780 x 760 x 1380mm
- Carton size: 1800 x 830 x 295mm
- N.W.: 58kgs G.W.: 64kgs
- Loading quantity: 20'GP: 62 sets
- Loading quantity: 40'GP: 125 sets
- Loading quantity: 40'HQ: 140 sets

GHN1441

SPECIFICATION:

- DC motor: 1.5hp
- Speed: 1.0 ~ 14.0 km/h
- Incline: 0.0 ~ 12.0 %
- Running surface: 1250x440mm
- Display: foldable for putting computer on it;
- Display: 5"LCD screen with blue backlight;
- Functions: Handpulse, time, speed, incline, distance, calories;
- Programs: 15 auto programs
- With folding by cylinder;
- With safety lock key;
- With rubber cushion system
- With MP3, USB
- Max user weight: 120kgs

PACKING DETAILS:

- Assembly size: 1780 x 760 x 1380mm
- Carton size: 1800 x 830 x 295mm
- N.W.: 63kgs G.W.: 72gs
- Loading quantity: 20'GP: 62 sets
- Loading quantity: 40'GP: 125 sets
- Loading quantity: 40'HQ: 140 sets



GHN1460

SPECIFICATION:

- DC motor:1.75hp
- Speed:1.0 ~ 16.0 km/h
- Incline:0.0 ~ 15.0 %
- Running surface:1350x460mm
- Display:6"LCD screen with blue backlight;
- Functions: Handpulse, time, speed, incline, distance, calories;
- Programs:15 auto programs
- With folding by cylinder;
- With safety lock key;
- With rubber cushion system
- With MP3, USB,SD
- Max user weight:120kgs

PACKING DETAILS:

- Assembly size:1810 × 800 × 1330mm
- Carton size:1880 × 840 × 375mm
- N.W.:74kgs G.W.:80kgs
- Loading quantity:20'GP: 49 sets
- Loading quantity:40'GP: 97 sets
- Loading quantity:40'HQ: 110 sets



Item No.: GHN1510

SPECIFICATION:

- DC motor:2.5hp
- Speed:1.0 ~ 20.0 km/h
- Incline:0.0 ~ 20.0 %
- Running surface:1480x510mm
- Display:7"LCD screen with blue backlight;
- Functions: Handpulse, time, speed, incline, distance, calories;
- Programs:24 auto programs
- With folding by cylinder;
- With safety lock key;
- With rubber cushion system
- With fan to cool
- With MP3, USB,SD
- Max user weight:130kgs

PACKING DETAILS:

- Assembly size:2120 × 870 × 1420mm
- Carton size:2100 × 900 × 375mm
- N.W.:88kgs G.W.:98kgs
- Loading quantity:20'GP: 36 sets
- Loading quantity:40'GP: 78 sets
- Loading quantity:40'HQ: 90 sets

Item No.: GHN1461A

SPECIFICATION:

- DC motor:1.75hp
- Speed:1.0 ~ 16.0 km/h
- Incline:0.0 ~ 15.0 %
- Running surface:1350x460mm
- Display:6"colorful screen with Android system to surf website and connect WIFI;
- Functions: Handpulse, time, speed, incline, distance, calories;
- Programs:15 auto programs
- With folding by cylinder;
- With safety lock key;
- With rubber cushion system
- With MP3, USB
- Max user weight:120kgs

PACKING DETAILS:

- Assembly size:1810 × 800 × 1330mm
- Carton size:1880 × 840 × 375mm
- N.W.:74kgs G.W.:80kgs
- Loading quantity:20'GP: 49 sets
- Loading quantity:40'GP: 97 sets
- Loading quantity:40'HQ: 110 sets

Item No.: GHN1480

SPECIFICATION:

- DC motor:2.0hp
- Speed:1.0 ~ 18.0 km/h
- Incline:0.0 ~ 15.0 %
- Running surface:1350x480mm
- Display:6"LCD screen with blue backlight;
- Functions: Handpulse, time, speed, incline, distance, calories;
- Programs:15 auto programs
- With folding by cylinder;
- With safety lock key;
- With rubber cushion system
- With MP3, USB,SD
- Max user weight:125kgs

PACKING DETAILS:

- Assembly size:1810 × 800 × 1330mm
- Carton size:1880 × 840 × 375mm
- N.W.:74kgs G.W.:82kgs
- Loading quantity:20'GP: 49 sets
- Loading quantity:40'GP: 97 sets
- Loading quantity:40'HQ: 110 sets

Item No.: GHN1481A

SPECIFICATION:

- DC motor:2.0hp
- Speed:1.0 ~ 18.0 km/h
- Incline:0.0 ~ 15.0 %
- Running surface:1350x480mm
- Display:7"colorful screen with Android system to surf website and connect WIFI;
- Functions: Handpulse, time, speed, incline, distance, calories;
- Programs:15 auto programs
- With folding by cylinder;
- With safety lock key;
- With rubber cushion system
- With MP3, USB
- Max user weight:125kgs

PACKING DETAILS:

- Assembly size:1810 × 800 × 1330mm
- Carton size:1880 × 840 × 375mm
- N.W.:74kgs G.W.:82kgs
- Loading quantity:20'GP: 49 sets
- Loading quantity:40'GP: 97 sets
- Loading quantity:40'HQ: 110 sets

Item No.: GHN1511A

SPECIFICATION:

- DC motor:2.5hp
- Speed:1.0 ~ 20.0 km/h
- Incline:0.0 ~ 20.0 %
- Running surface:1480x510mm
- Display:7"colorful screen with Android system to surf website and connect WIFI;
- Functions: Handpulse, time, speed, incline, distance, calories;
- Programs:18 auto programs
- With folding by cylinder;
- With safety lock key;
- With rubber cushion system
- With fan to cool
- With MP3, USB
- Max user weight:130kgs

PACKING DETAILS:

- Assembly size:2120 × 870 × 1420mm
- Carton size:2100 × 900 × 375mm
- N.W.:88kgs G.W.:98kgs
- Loading quantity:20'GP: 36 sets
- Loading quantity:40'GP: 78 sets
- Loading quantity:40'HQ: 90 sets

Item No.: GHN1530

SPECIFICATION:

- DC motor:3.0hp
- Speed:1.0 ~ 22.0 km/h
- Incline:0.0 ~ 20.0 %
- Running surface:1480x530mm
- Display:7"LCD screen with blue backlight;
- Functions: Handpulse, time, speed, incline, distance, calories;
- Programs:24 auto programs
- With folding by cylinder;
- With safety lock key;
- With rubber cushion system
- With fan to cool
- With MP3, USB,SD
- Max user weight:135kgs

PACKING DETAILS:

- Assembly size:2120 × 870 × 1420mm
- Carton size:2100 × 900 × 375mm
- N.W.:88kgs G.W.:98kgs
- Loading quantity:20'GP: 36 sets
- Loading quantity:40'GP: 78 sets
- Loading quantity:40'HQ: 90 sets

Item No.: GHN1531A

SPECIFICATION:

- DC motor:3.0hp
- Speed:1.0 ~ 22.0 km/h
- Incline:0.0 ~ 20.0 %
- Running surface:1480x530mm
- Display:7"colorful screen with Android system to surf website and connect WIFI;
- Functions: Handpulse, time, speed, incline, distance, calories;
- Programs:18 auto programs
- With folding by cylinder;
- With safety lock key;
- With rubber cushion system
- With fan to cool
- With MP3, USB
- Max user weight:135kgs

PACKING DETAILS:

- Assembly size:2120 × 870 × 1420mm
- Carton size:2100 × 900 × 375mm
- N.W.:88kgs G.W.:98kgs
- Loading quantity:20'GP: 36 sets
- Loading quantity:40'GP: 78 sets
- Loading quantity:40'HQ: 90 sets



Item No.: **GHN4530**

SPECIFICATION:

- DC motor:3.0hp
- Speed:1.0 ~ 22.0 km/h
- Incline:0.0 ~ 20.0 %
- Running surface:1480x530mm
- Display:7"LCD screen with blue backlight;
- Functions: Handpulse, time, speed, incline, distance, calories;
- Programs:12 auto programs
- With folding by cylinder;
- With safety lock key;
- With rubber cushion system;
- With fan to cool;
- With MP3, USB,SD;
- Max user weight:135kgs

PACKING DETAILS:

- Assembly size:2120 × 870 × 1420mm
- Carton size:2060 × 900 × 375mm
- N.W.:92kgs G.W.:102kgs
- Loading quantity:20'GP: 36 sets
- Loading quantity:40'GP: 78 sets
- Loading quantity:40'HQ: 90 sets



Item No.: **GHN2530**

SPECIFICATION:

- DC motor:3.0hp
- Speed:1.0 ~ 22.0 km/h
- Incline:0.0 ~ 20.0 %
- Running surface:1480x530mm
- Display:7"LCD screen with blue backlight;
- Functions: Handpulse, time, speed, incline, distance, calories;
- Programs:24 auto programs
- With folding by cylinder;
- With safety lock key;
- With rubber cushion system;
- With fan to cool;
- With MP3, USB,SD;
- Max user weight:135kgs

PACKING DETAILS:

- Assembly size:2120 × 870 × 1420mm
- Carton size:2060 × 900 × 375mm
- N.W.:90kgs G.W.:102kgs
- Loading quantity:20'GP: 36 sets
- Loading quantity:40'GP: 78 sets
- Loading quantity:40'HQ: 90 sets



Item No.: **GHN1540**

SPECIFICATION:

- DC motor:3.0hp
- Speed:1.0 ~ 22.0 km/h
- Incline:0.0 ~ 20.0 %
- Running surface:1500x540mm
- Display:7"LCD screen with blue backlight;
- Functions: Handpulse, time, speed, incline, distance, calories;
- Programs:99 auto programs
- With folding by cylinder;
- With safety lock key;
- With rubber cushion system;
- With fan to cool;
- With MP3, USB,SD;
- Max user weight:135kgs

PACKING DETAILS:

- Assembly size:2000 × 870 × 1500mm
- Carton size:2060 × 890 × 375mm
- N.W.:92kgs G.W.:103kgs
- Loading quantity:20'GP: 36 sets
- Loading quantity:40'GP: 78 sets
- Loading quantity:40'HQ: 90 sets



Item No.: **GHNC1460**

SPECIFICATION:

- DC motor:1.75hp
- Speed:1.0 ~ 16.0 km/h
- Incline:0.0 ~ 15.0 %
- Running surface:1340x460mm
- Display:6"LCD screen with blue backlight;
- Functions: Handpulse, time, speed, incline, distance, calories;
- Programs:99 auto programs
- With folding by cylinder;
- With safety lock key;
- With rubber cushion system;
- With MP3, USB;
- Max user weight:120kgs

PACKING DETAILS:

- Assembly size:1768 × 760 × 1406mm
- Carton size:1820 × 750 × 325mm
- N.W.:67kgs G.W.:76kgs
- Loading quantity:20'GP: 66 sets
- Loading quantity:40'GP: 133 sets
- Loading quantity:40'HQ: 152 sets



Item No.: **GHN9460**

SPECIFICATION:

- Brushless Motor:1.25HP
- Speed Range:1.0~14 km/h
- Running surface:1240x460mm
- Computer:Hand pulse,Time,Speed, Distance,Calories
- LED/10.1"Touch screen option
- With bluethooth speaker
- User weight:120kgs

PACKING DETAILS:

- Assembly size:1510x757x1210 mm
- Carton size:1575x780x200 mm
- N.W.:42KGS G.W.:48KGS
- Loading quantity 20'GP:113pcs
- Loading quantity 40'GP:245pcs
- Loading quantity 40'HQ:290pcs



Item No.: **GHN3460**

SPECIFICATION:

- DC Motor: 1.75HP
- Speed Range: 1.0-16km/h
- Incline: 0.0-15.0%
- Running surface:1300*460mm
- Computer: Hand pulse, Time, Speed, Incline, Distance, Calories
- LED/LCD option
- With 24 programs
- With floding by cylinder
- With safety lock system
- With ruber cushion system
- With MP3,USB
- Max user weight:120kgs

PACKING DETAILS:

- Assembly size: 1781x835x1305mm
- Carton size: 1840x870x330mm
- Loading quantity:20":50 sets(MOQ)
- Loading quantity 40'GP: 106 pcs
- Loading quantity 40'HQ: 119 pcs
- N.W.:74kgs G.W.:84kgs



Item No.: **GHN2480**

SPECIFICATION:

- DC motor:2.0hp
- Speed:1.0 ~ 16.0 km/h
- Incline:0.0 ~ 15.0 %
- Running surface:1350x480mm
- Display:7"LCD screen
- Functions: Handpulse, time, speed, incline, distance, calories;
- Programs:24 auto programs
- With folding by cylinder;
- With safety lock key;
- With rubber cushion system;
- With MP3, USB;
- Max user weight:120kgs

PACKING DETAILS:

- Assembly size:1810x800x1330mm
- Carton size:1880x840x375mm
- N.W.:77kgs G.W.:87kgs
- Loading quantity:20'GP: 49 sets
- Loading quantity:40'GP: 97 sets
- Loading quantity:40'HQ: 110 sets



Item No.: **GHNC1420**

SPECIFICATION:

- DC motor:1.5hp
- Speed:1.0 ~ 14.0 km/h
- Incline:0.0 ~ 15.0 %
- Running surface:1250x420mm
- Display:foldable for putting computer on it;
- Display:5"LCD screen with blue backlight;
- Functions: Handpulse, time, speed, incline, distance, calories;
- Programs:12 auto programs
- With folding by cylinder;
- With safety lock key;
- With rubber cushion system
- With MP3, USB
- Max user weight:110kgs

PACKING DETAILS:

- Assembly size:1630 × 700 × 1323mm
- Carton size:1680 × 760 × 330mm
- N.W.:55kgs G.W.:63kgs
- Loading quantity:20'GP: 71 sets
- Loading quantity:40'GP: 147 sets
- Loading quantity:40'HQ: 168 sets



Item No.: **GHN10420**

SPECIFICATION:

- DC Motor: 1.25HP
- Speed Range: 0.8-12km/h
- Running surface: 1200x420mm
- Computer: Hand pulse, Time, Speed, Distance, Calories
- LED display with white backlight
- With 12 programs
- With safety lock system
- With rubber cushion system
- With MP3 ready audio system
- Max user weight: 100kgs

PACKING DETAILS:

- Assembly size: 1500x710x1205mm
- Carton size: 1600x760x255mm
- N.W.:45KGS G.W.:51KGS
- Loading quantity:20":92 sets(MOQ)
- Loading quantity:40":197 sets
- Loading quantity:40"HQ :218 sets



Item No.: **GHNC1400**

SPECIFICATION:

- DC motor:1.25hp
- Speed:0.8~12.0 km/h
- Incline:3-level manual incline
- Running surface:1220x400mm
- Display:5"LCD screen with blue backlight;
- Functions: Handpulse, time, speed, distance, calories;
- Programs:24 auto programs
- With folding by cylinder;
- With safety lock key;
- With rubber cushion system;
- With MP3;
- Max user weight:110kgs

PACKING DETAILS:

- Assembly size:1716 × 700 × 1323mm
- Carton size:1650 × 700 × 290mm
- N.W.:46kgs G.W.:52kgs
- Loading quantity:20'GP: 82 sets
- Loading quantity:40'GP: 167 sets
- Loading quantity:40'HQ: 191 sets



Item No.: **GHN12400**

SPECIFICATION:

- With 3 section manual incline
- DC Motor: 1.25HP
- Speed Range: 0.8-12km/h
- Running surface: 1200x400mm
- Computer : Hand pulse, Time, Speed, Incline, Distance, Calories
- With 12 programs
- LED display with red backlight
- With folding by cylinder
- With safety lock system
- With wheels for easy transportation
- With rubber cushion system
- With MP3 ready audio system

PACKING DETAILS:

- Assembly size: 1540*690*1310mm
- Carton Size:1590*740*265mm
- N.W.:46KGS G.W.:50KGS
- Loading quantity 20': 90 pcs
- Loading quantity 40'GP: 198 pcs
- Loading quantity 40'HQ: 220pcs



Item No.: **GHN5400**

SPECIFICATION:

- DC motor:1.25HP
- Speed Range:1-12km/h
- Incline: 3-level manual incline
- Running surface:1200*400mm
- Functions:Handpulse,time,speed,distance,calories
- Display: 5"LCD with blue light
- Programs: 12auto programs
- With folding by cylinder
- With safety lock key
- With rubber cushion system
- MP3 :available
- Max user weight:110kgs

PACKING DETAILS:

- Assembly size:1540*690*1310mm
- Carton size :1590*740*265mm
- N.W.: 44 kgs G.W.: 50 kgs
- Loading quantity:20": 90 sets
- Loading quantity:40": 198sets
- Loading quantity:40"HQ: 220sets



Item No.: **GHN13400**

SPECIFICATION:

- DC Motor: 1.0HP
- Speed Range: 0.8 ~ 12 km/h
- Running surface: 1050x400mm
- Computer : Hand pulse, Time, Speed, Distance, Calories
- With 12 programs
- 3" LCD display with blue backlight (option: 5" LCD)
- Foam grip
- With rubber cushion system
- With safety lock system
- With MP3, USB function (option)
- User weight: 100kgs

PACKING DETAILS:

- Assembly size: 1338*683*1219mm
- Carton Size: 1390*730*210mm
- N.W.: 34KGS G.W.: 40KGS
- Loading quantity 20': 135 pcs
- Loading quantity 40'GP: 249 pcs
- Loading quantity 40'HQ: 304 pcs



Item No.: **GHN6400**

SPECIFICATION:

- With 3 section manual incline
- DC Motor: 1.25HP
- Speed Range: 0.8-12 km/h
- Running surface: 1220x400mm
- Computer : Hand pulse, Time, Speed, Incline, Distance, Calories
- With 24 programs
- LCD display with blue backlight
- With folding by cylinder
- With safety lock system
- With wheels for easy transportation
- With rubber cushion system

PACKING DETAILS:

- Carton Size: 1660X705X 320mm
- Assembly size: 1716X700X1323mm
- Loading quantity 20': 72 pcs
- Loading quantity 40'GP: 150 pcs
- Loading quantity 40'HQ: 171 pcs
- N.W.: 46KGS G.W.: 54KGS

Item No.: **GHN5380**



SPECIFICATION:

- DC Motor: 0.8HP
- Speed Range: 0.8-10 km/h
- Running surface: 1000x380mm
- Computer : Hand pulse, Time, Speed, Distance, Calories
- With 12 programs
- 3.5" LCD display without blue backlight
- Foam grip
- With safety lock system
- With wheels for easy transportation
- No MP3 function
- User weight: 90kgs

Item No.: **GHN7380**



PACKING DETAILS:

- Assembly size: 1380*646*1235mm
- Carton Size: 1440*735*260mm
- Loading quantity 20': 105 pcs
- Loading quantity 40'GP: 216 pcs
- Loading quantity 40'HQ: 240 pcs
- N.W. 33KGS G.W.: 37KGS



Item No.: **GHN8384**

SPECIFICATION:

- Table size: 780*440*T15 MM
- Running surface: 1050*380mm
- Speed: 0.8-10km/h
- DC motor: 1.0HP
- Computer: time, speed, distance, calories, 4 LED windows
- Height of table: adjustable

PACKING DETAILS:

- Carton Size: 1480*690*220mm
- Assembly Size: 1410*780*910mm
- Loading quantity 20'GP: 131 pcs
- Loading quantity 40GP: 275 pcs
- Loading quantity 40HQ: 299 pcs
- N.W.: 40KGS G.W.: 53.2 KGS

TREADMILL

Item No.: **GHN8380**



Item No.: **GHN9380**



Item No.: **GHN10380**



SPECIFICATION:

- DC Motor: 0.8HP
- Speed Range: 0.8~10 km/h
- Running surface: 1050x380mm
- Computer :Hand pulse, Time, Speed, Distance, Calories
- With 12 programs
- 3.5" LCD display without blue backlight
- Foam grip Foldable by cylinder.
- With safety lock system
- With wheels for easy transportation
- No MP3 function
- User weight: 90kgst

PACKING DETAILS:

- Assembly size: 1380*646*1235mm.
- Carton Size: 1500*735*260mm.
- Loading quantity 20': 99 pcs.
- Loading quantity 40'GP: 207 pcs.
- Loading quantity 40'HQ: 230 pcs.
- N.W.31KGS G.W.: 37.5KGS

FITNESS

SOTODO

ENJOY
SPORTS
SHARE JOY



K E E P M O V I N G K E E P H E A L T H Y



Item No.: **GHN9.2X6**

SPECIFICATION:

- Flywheel: 20kgs with two way system
- Computer: Handpulse, time, speed, distance, calories, scan, odo;
- Transmission: Belt transmission system
- Crank: 3pcs
- Resistance: Stepless adjustable, with emergency brake
- Handlebar: Vertically and horizontally adjustable
- Saddle: Bionic cozy saddle vertically and horizontally adjustable

PACKING DETAILS:

- Assembly size: 1320x535x1100mm
- Carton Size: 1095x245x900mm
- N.W.: 58kgs G.W.: 63kgs
- Loading quantity: 20'GP: 116 sets
- Loading quantity: 40'GP: 248 sets
- Loading quantity: 40'HQ: 264 sets



Item No.: **GHN780**

SPECIFICATION:

- 7 KGS outer flywheel with two way system
- 6 level resistance adjustable system
- Saddle vertically and horizontally adjustable system
- Handlebar armrest vertically adjustable system
- Maximum User weight: 120kgs

PACKING DETAILS:

- Assembly size: 1180*520*1090mm
- Carton size: 1045*245*810mm
- N.W.: 43KGS G.W.: 48KGS
- Loading quantity 20'GP: 140pcs
- Loading quantity 40'GP: 286pcs
- Loading quantity 40'HQ: 335 pcs



Item No.: **GHN710**

SPECIFICATION:

- 5kgs with two way system
- Belt transmission system
- Magnetic
- Handlebar armrest vertically adjustable system
- self-powered
- Bluetooth
- Max user weight: 100kgs

PACKING DETAILS:

- Assembly size: 1140*539*1270mm
- Carton size: 930*250*855mm
- N.W.: 30.5KGS G.W.: 34.5KGS
- Loading quantity: 20 " GP: 132 PCS
- Loading quantity: 40 " GP: 276 PCS
- Loading quantity: 40 " HQ: 336 PCS



Item No.: **GHN580**

SPECIFICATION:

- 7KG Flywheel with two ways system
- 3 pcs crank
- 8 level resistance adjustable system
- Saddle vertically and horizontally adjustable system
- Handlebar armrest vertically adjustable system
- Maximum user weight: 120kgs
- Computer: Handpulse, time, speed, distance, calories, scan

PACKING DETAILS:

- Carton Size: 1070*230*950mm
- Assembly Size: 1105*480*1215mm
- Loading quantity 20'GP: 120Sets
- Loading quantity 40HQ: 268Sets
- N.W.: 40.6KGS G.W.: 43.4 KGS



Item No.: **GHN701**

SPECIFICATION:

- 7 KGS outer flywheel with two way system
- Resistance:magnetic control
- Saddle vertically and horizontally adjustable system
- Handlebar armrest vertically adjustable system
- Maximum User weight:100kgs

PACKING DETAILS:

- Assembly size:1110*490*1150mm
- Carton size:935*245*780mm
- N.W.:30KGS G.W.:33KGS
- Loading quantity 20'GP:162pcs
- Loading quantity 40'GP:336pcs
- Loading quantity 40'HQ:372pcs



Item No.: **GHN9.2W**

SPECIFICATION:

- Flywheel:20kgs with two way system
- Computer:Handpulse, time, speed,distance, calories,scan,odo;
- Transmission:Belt transmission system
- Crank:3pcs
- Resistance:Stepless adjustable, with emergency brake
- Handlebar:Vertically adjustable
- Saddle:Bionic cozy saddle vertically and horizontally adjustable
- Bottle holder:W/O
- Max user weight:130kgs

PACKING DETAILS:

- Assembly size:1110 × 500 × 1060mm
- Carton size:1080 × 225 × 870mm
- N.W.:49.5kgs G.W.:54.5kgs
- Loading quantity:20'GP: 122 sets
- Loading quantity:40'GP: 253 sets
- Loading quantity:40'HQ: 308 sets



Item No.: **GHN980**

SPECIFICATION:

- 7 KGS outer flywheel with two way system
- Resistance:Stepless adjustable with emergency brake
- Saddle vertically and horizontally adjustable system
- Handlebar armrest vertically adjustable system
- Maximum User weight:100kgs

PACKING DETAILS:

- Assembly size:1100*507*1140mm
- Carton size:880*225*810mm
- N.W.:26.5KGS G.W.:30KGS
- Loading quantity 20'GP:210pcs
- Loading quantity 40'GP:440pcs
- Loading quantity 40'HQ:470pcs



Item No.: **GHN102A**

SPECIFICATION:

- 18KG flywheel with two ways system
- Smooth and silent belt transmission
- Saddle vertically and horizontally adjustable
- Handlebar vertically adjustable.
- Wool felt resistance
- Weight limit: 130kgs
- home use
- with water bollte holder

PACKING DETAILS:

- Assembly size:L1200*W508*H1118mm
- Carton size:1030*250*875mm
- N.W.: 42.5KGS G.W.:48KGS
- Loading quantity:20 " GP:122 PCS
- Loading quantity:40 " GP:228 PCS
- Loading quantity:40 " HQ:308 PCS



Item No.: **GHN102B**

SPECIFICATION:

- 18KG flywheel with two ways system
- Smooth and silent chain transmission
- Saddle vertically and horizontally adjustable
- Handlebar vertically adjustable.
- Wool felt resistance
- Weight limit: 130kgs
- home use
- with water bottle holder

PACKING DETAILS:

- Assembly size: L1200*W508*H1118mm
- Carton size: 1030*250*875mm
- N.W.: 42.5KGS G.W.: 48KGS
- Loading quantity: 20 " GP: 122 PCS
- Loading quantity: 40 " GP: 228 PCS
- Loading quantity: 40 " HQ: 308 PCS



Item No.: **GHN103C**

SPECIFICATION:

- 18KG flywheel with two ways system
- Smooth and silent belt transmission
- Saddle vertically and horizontally adjustable
- Handlebar vertically adjustable.
- Wool felt resistance
- Weight limit: 130kgs
- home use

PACKING DETAILS:

- Assembly size: 1260*510*1210mm
- Carton size: 1095*280*885mm
- With console : SPEED, TIME, CAL, DISTANCE, HAND PULS
- N.W.: 49.3KGS G.W.: 54.1KGS
- Loading quantity: 20 " GP: 100 PCS
- Loading quantity: 40 " GP: 200 PCS
- Loading quantity: 40 " HQ: 240 PCS



Item No.: **GHN105A**

SPECIFICATION:

- 20KG flywheel with two ways system
- Smooth and silent belt transmission
- Saddle vertically and horizontally adjustable
- Handlebar vertically and horizontally adjustable
- Wool felt resistance
- Weight limit: 130kgs
- home use
- with water bottle holder

PACKING DETAILS:

- Assembly size: 1180*520*1200mm
- Carton size: 1070*228*875mm
- N.W.: 48.4KGS G.W.: 54.9KGS
- Loading quantity: 20 " GP: 124 PCS
- Loading quantity: 40 " GP: 272 PCS
- Loading quantity: 40 " HQ: 335 PCS



Item No.: **GHN106A**

SPECIFICATION:

- 13KG flywheel with two ways system
- Smooth and silent belt transmission
- Saddle vertically and horizontally adjustable
- Handlebar vertically adjustable.
- Wool felt resistance
- Weight limit: 130kgs
- home use
- with water bottle holder

PACKING DETAILS:

- Assembly size: 1170*515*1250mm
- Carton size: 1060*220*880mm
- N.W.: 35KGS G.W.: 38.6KGS
- Loading quantity: 20 " GP: 128 PCS
- Loading quantity: 40 " GP: 276 PCS
- Loading quantity: 40 " HQ: 335 PCS



Item No.: **GHN107A**

SPECIFICATION:

- 20KG flywheel with two ways system
- Smooth and silent belt transmission
- Saddle vertically and horizontally adjustable
- Handlebar vertically adjustable.
- Cow Leather resistance
- Weight limit: 130kgs
- home use or semi-commercial use
- with water bottle holder

PACKING DETAILS:

- Assembly size:1300*700*1320mm
- Carton size:1080*390*890mm
- Without console
- N.W.: 60KGS G.W.:67.7KGS
- Loading quantity:20 " GP:71 PCS
- Loading quantity:40 " GP:142 PCS
- Loading quantity:40 " HQ:184 PCS



Item No.: **GHN107A-2**

SPECIFICATION:

- 1.20KG flywheel with two ways system
- 2.Smooth and silent belt transmission
- 3.Saddle vertically and horizontally adjustable
- 4.Handlebar vertically adjustable.
- 5.Cow Leather resistance
- 6.Weight limit: 130kgs
- 7.home use or semi-commercial use
- 8.with water bottle holder

PACKING DETAILS:

- Assembly size:1300*700*1420mm
- Carton size:1080*390*890mm
- With 10.1 " TFT CONSOLE
- N.W.: 60KGS G.W.:67.7KGS
- Loading quantity:20 " GP:71 PCS
- Loading quantity:40 " GP:142 PCS
- Loading quantity:40 " HQ:184 PCS



Item No.: **GHN201S**

SPECIFICATION:

- 6.5KG flywheel with two ways system
- Smooth and silent belt transmission
- Saddle vertically and horizontally adjustable
- Handlebar vertically adjustable.
- Magnetic resistance
- Weight limit: 130kgs
- home use

PACKING DETAILS:

- Assembly size:1100*570*1080MM
- Carton size:1040*225*860mm
- Without console
- N.W.: 34KGS G.W.:39KGS
- Loading quantity:20 " GP:132 PCS
- Loading quantity:40 " GP:268 PCS
- Loading quantity:40 " HQ:334 PCS



Item No.: **GHN201S-11**

SPECIFICATION:

- 6.5KG flywheel with two ways system
- Smooth and silent belt transmission
- Saddle vertically and horizontally adjustable
- Handlebar vertically adjustable.
- Magnetic resistance
- Weight limit: 130kgs
- home use

PACKING DETAILS:

- Assembly size:1100*570*1080MM
- Carton size:1040*225*860mm
- With console:TIME,SPEED, CAL,DISTANCE,RPM,,WIERLESS PULSE
- with IPAD holder
- N.W.: 34KGS G.W.:39KGS
- Loading quantity:20 " GP:132 PCS
- Loading quantity:40 " GP:268 PCS
- Loading quantity:40 " HQ:334 PCS



Item No.: **GHN202S**

SPECIFICATION:

- 6.5KG flywheel with two ways system
- Smooth and silent belt transmission
- Saddle vertically and horizontally adjustable
- Handlebar vertically adjustable.
- Magnetic resistance
- Weight limit: 130kgs
- home use

PACKING DETAILS:

- Assembly size:1179*510*1179mm
- Carton size:1010*220*800mm
- Without console
- N.W.: 25KGS G.W.:30KGS
- Loading quantity:20 " GP:136 PCS
- Loading quantity:40 " GP:284 PCS
- Loading quantity:40 " HQ:348 PCS



Item No.: **GHN203S-4**

SPECIFICATION:

- 6.5KG flywheel with two ways system
- Smooth and silent belt transmission
- Saddle vertically and horizontally adjustable
- Handlebar vertically adjustable.
- Magnetic resistance
- Weight limit: 130kgs
- home use

PACKING DETAILS:

- Assembly size:1210*510*1306mm
- Carton size:1010*220*800mm
- With console :time ,speed, scan, cal,distance,
- with water bottle holder
- N.W.: 25KGS G.W.:30KGS
- Loading quantity:20 " GP:136 PCS
- Loading quantity:40 " GP:284 PCS
- Loading quantity:40 " HQ:348 PCS



Item No.: **GHN203S-12**

SPECIFICATION:

- 6.5KG flywheel with two ways system
- Smooth and silent belt transmission
- Saddle vertically and horizontally adjustable
- Handlebar vertically adjustable.
- Electromagnetic resistance
- Weight limit: 130kgs
- home use
- with water bottle holder

PACKING DETAILS:

- Assembly size:1250*510*1300mm
- Carton size:1010*220*800mm
- With electronic console :time ,speed, scan, cal,distance,
- N.W.: 25KGS G.W.:30KGS
- Loading quantity:20 " GP:136 PCS
- Loading quantity:40 " GP:284 PCS
- Loading quantity:40 " HQ:348 PCS



Item No.: **GHN203S-11**

SPECIFICATION:

- 6.5KG flywheel with two ways system
- Smooth and silent belt transmission
- Saddle vertically and horizontally adjustable
- Handlebar vertically adjustable.
- Magnetic resistance
- Weight limit: 130kgs
- home use
- with water bottle holder

PACKING DETAILS:

- Assembly size:1250*510*1300mm
- Carton size:1010*220*800mm
- With console :time ,speed, scan, cal,distance,
- With IPAD holder
- N.W.: 25KGS G.W.:30KGS
- Loading quantity:20 " GP:136 PCS
- Loading quantity:40 " GP:284 PCS
- Loading quantity:40 " HQ:348 PCS



Item No.: **GHN205S-1**

SPECIFICATION:

- 6.5KG flywheel with two ways system
- Smooth and silent belt transmission
- Saddle vertically and horizontally adjustable
- Handlebar vertically adjustable.
- Magnetic resistance
- Weight limit: 130kgs
- home use
- without water bottle holder

PACKING DETAILS:

- Assembly size:1030*490*1135mm
- Carton size:960*220*815mm
- With console :time ,speed, scan, cal,distance,
- With IPAD holder
- 1PC crank
- N.W.: 25KGS G.W.:30KGS
- Loading quantity:20 " GP:132 PCS
- Loading quantity:40 " GP:276 PCS
- Loading quantity:40 " HQ:390 PCS



Item No.: **GHN501S**

SPECIFICATION:

- 5KG flywheel with two ways system
- Smooth and silent belt transmission
- Saddle vertically and horizontally adjustable
- Handlebar vertically adjustable.
- Wool felt control resistance
- Weight limit: 130kgs
- home use
- 1PC crank

PACKING DETAILS:

- Assembly size:1102*572*1135mm
- Carton size:840*200*710mm
- Without console
- N.W.: 20KGS G.W.:23KGS
- Loading quantity:20 " GP:216 PCS
- Loading quantity:40 " GP:447 PCS
- Loading quantity:40 " HQ:503 PCS



Item No.: **GHN207S**

SPECIFICATION:

- 6.5KG flywheel with two ways system
- Smooth and silent belt transmission
- Saddle vertically and horizontally adjustable
- Handlebar vertically adjustable.
- Magnetic resistance
- Weight limit: 130kgs
- home use
- with water bottle holder

PACKING DETAILS:

- Assembly size:1032*593*1251mm
- Carton size:890*220*730mm
- With console :time ,speed, scan, cal,distance,
- 1PC crank
- N.W.: 25KGS G.W.:30KGS
- Loading quantity:20 " GP:198 PCS
- Loading quantity:40 " GP:402 PCS
- Loading quantity:40 " HQ:438 PCS

SPINNING BIKE



Item No.: **GHN301S**

SPECIFICATION:

- 6.5KG flywheel with two ways system
- Smooth and silent belt transmission
- Saddle vertically and horizontally adjustable
- Handlebar vertically adjustable.
- Magnetic resistance
- Weight limit: 130kgs
- home use
- with water bottle holder

PACKING DETAILS:

- Assembly size:1125*572*1300mm
- Carton size:1030*245*885 mm
- With console :time ,speed, scan, cal,distance,
- With IPAD holder
- 3PC crank
- N.W.: 30KGS G.W.:35KGS
- Loading quantity:20 " GP:118 PCS
- Loading quantity:40 " GP:208 PCS
- Loading quantity:40 " HQ:305 PCS



Item No.: **GHN301S-2**

SPECIFICATION:

- 6.5KG flywheel with two ways system
- Smooth and silent belt transmission
- Saddle vertically and horizontally adjustable
- Handlebar vertically adjustable.
- Magnetic resistance
- Weight limit: 130kgs
- home use
- with water bottle holder

PACKING DETAILS:

- Assembly size:1125*572*1300mm
- Carton size:1125*572*1300mm
- With console :time ,speed, scan, cal,distance,
- With IPAD holder
- 3PC crank
- N.W.: 30KGS G.W.:35KGS
- Loading quantity:20 " GP:118 PCS
- Loading quantity:40 " GP:208 PCS
- Loading quantity:40 " HQ:305 PCS



FITNESS

SOTODO

ENJOY
SPORTS
SHARE JOY

KEEP MOVING KEEP HEALTHY



Item No.: **GHN8.6**

SPECIFICATION:

- Stepless resistance adjustable system
- 3 pcs crank
- 7kgs steel flywheel
- Computer main function:Speed,Distance,Time,Calories
- With bottle

PACKING DETAILS:

- Carton Size:1000*250*780mm
- Assembly Size:1100*500*1600mm
- N.W.:36kgs G.W.:40kgs
- Loading Quantity 20 " GP:153 PCS
- Loading Quantity 40 " GP:315 PCS
- Loading Quantity 40 " HQ:345 PCS



Item No.: **GHN8.9**

SPECIFICATION:

- Flywheel:5kgs inner magnetic two way system
- Computer:Handpulse, time, speed,distance, calories,scan,odo;
- Transmission:Belt transmission system
- Resistance:8-level manual resistance adjustable system
- super thin cover with 9cm
Max user weight:120kgs

PACKING DETAILS:

- Assembly size:1130 × 520 × 1580mm
- Carton size:1185 × 380 × 620mm
- N.W.:43kgs G.W.:48kgs
- Loading quantity:20'GP: 105 sets
- Loading quantity:40'GP: 210 sets
- Loading quantity:40'HQ: 238 sets



Item No.: **GHN8.5**

SPECIFICATION:

- Manual stepless resistance adjustable system
- 3 pcs crank
- 7kgs steel flywheel
- Computer main function:Speed,Distance,Time,Calories.
- With bottle

PACKING DETAILS:

- Carton size:1000*250*780mm
- Assembly size:1100*500*1600mm
N.W.:35KGS G.W.:39KGS
- Loading quantity:20 " GP:153 PCS
- Loading quantity:40 " GP:315 PCS
- Loading quantity:40 " HQ:345 PCS



Item No.: **GHN2.5**

SPECIFICATION:

- Flywheel:2,5kgs inner magnetic two way system
- Computer:Handpulse, time, speed,distance, calories,scan,odo;
- Resistance:8-level manual resistance adjustable system
- Crank:1pcs
- Saddle:Vertically and horizontally adjustable
- Max user weight:110kgs

PACKING DETAILS:

- Assembly size:890 × 500 × 1180mm
- Carton size:590*280*470mm
- N.W.:18kgs G.W.:18.5kgs
- Loading quantity:20'GP: 375 sets
- Loading quantity:40'GP: 795 sets
- Loading quantity:40'HQ: 880 sets



Item No.: **M71**

SPECIFICATION:

- Computer main function: Hand pulse, Scan, Time, Speed, Distance, Calories, RPM, Pulse recovery
- 8-section tension knob
- Seat position and height adjustable
- Handlebar angle adjustable
- Magnetic system with 6kgs flywheel
- Single driving flywheel
- 125kgs max user weight

PACKING DETAILS:

- Carton Size: 1085*275*630mm
- N.W.:36KGS G.W.:37KGS
- Loading quantity 20': 144Sets
- Loading quantity 40': 300Sets
- Loading quantity 40'HQ: 352Sets



Item No.: **M72**

SPECIFICATION:

- Computer functions: Hand pulse, time, body fat, speed, distance, calories, temperature, RPM, Watt control, Pulse recovery, Heart rate control
- Electronic tension control (PMS)
- Computer is with 24 programs
- Seat position and height adjustable
- Handlebar angle adjustable
- Magnetic system with 6kgs flywheel
- Single driving flywheel
- 125kgs max user weight

PACKING DETAILS:

- Carton Size: 1085*275*630mm
- N.W.:36 KGS G.W.:40 KGS
- Loading quantity 20': 144Sets
- Loading quantity 40': 300Sets
- Loading quantity 40'HQ: 352Sets



Item No.: **M75**

SPECIFICATION:

- Computer functions: Hand pulse, Scan, Time, Speed, Distance, Calories, RPM, Pulse recovery
- 8-Section tension knob
- Magnetic system with 6kgs flywheel
- Dual driving flywheel
- 125kgs max use weight

PACKING DETAILS:

- Carton Size: 1085*420*580mm
- Assembly size: 1360*650*1680mm
- N.W.:45KGS G.W.:47KGS
- Loading quantity 20': 108Sets
- Loading quantity 40': 220 Sets
- Loading quantity 40'HQ: 251Sets



Item No.: **M76**

SPECIFICATION:

- Computer main function: Hand pulse, time, body fat, speed, distance, calories, temperature, RPM, Watt control, Pulse recovery, Heart rate control
- Electronic tension control (PMS)
- Computer is with 24 programs
- Magnetic system with 6kgs flywheel
- Dual driving flywheel
- 125kgs max user weight

PACKING DETAILS:

- Carton Size: 1085*420*580mm
- G.W.:45 KGS N.W.:50 KGS
- Loading quantity 20': 108Sets
- Loading quantity 40': 220Sets
- Loading quantity 40'HQ: 251 Sets



Item No.: **GHN-101**

SPECIFICATION:

- Computer: Scan, time, speed, distance, calories
- Transmission: Belt transmission system
- Flywheel: 4kgs inner magnetic two way system
- Resistance: 8 level manual resistance adjustable system
- Maximum User weight: 110kgs

PACKING DETAILS:

- Assembly size: 820*510*1280mm
- Carton size: 665*285*530mm
- N.W.: 20KGS G.W.: 22KGS
- Loading quantity 20' GP: 268pcs
- Loading quantity 40' GP: 556pcs
- Loading quantity 40' HQ: 695pcs



Item No.: **GHN-201**

SPECIFICATION:

- Computer: Scan, time, speed, distance, calories
- Transmission: Belt transmission system
- Flywheel: 4kgs inner magnetic two way system
- Resistance: 8 level manual resistance adjustable system
- Maximum User weight: 110kgs

PACKING DETAILS:

- Assembly size: 1130*560*1530mm
- Carton size: 885*275*515mm
- N.W.: 27KGS G.W.: 30KGS
- Loading quantity 20' GP: 224pcs
- Loading quantity 40' GP: 476pcs
- Loading quantity 40' HQ: 530pcs



Item No.: **GHN-301**

SPECIFICATION:

- Computer: Scan, time, speed, distance, calories
- Transmission: Belt transmission system
- Flywheel: 4kgs inner magnetic two way system
- Resistance: 8 level manual resistance adjustable system
- Maximum User weight: 110kgs

PACKING DETAILS:

- Assembly size: 1360*560*1060mm
- Carton size: 1005*285*510mm
- N.W.: 23KGS G.W.: 26KGS
- Loading quantity 20' GP: 224pcs
- Loading quantity 40' GP: 476pcs
- Loading quantity 40' HQ: 530pcs



Item No.: **GHN8.3**

SPECIFICATION:

- Stepless resistance adjustable system
- 1pc crank
- Computer main function: Scan, Speed, Distance, Time, Calorie, hand pulse
- Designed for home use

PACKING DETAILS:

- Carton Size: 965*220*640mm
- N.W.: 17KGS G.W.: 20KGS
- Loading quantity 20': 215sets
- Loading quantity 40': 438Sets
- Loading quantity 40'HQ: 488Sets



Item No.: **GHN8.2C**

SPECIFICATION:

- Stepless resistance adjustable system
- 1pc crank
- Computer main function: Scan, Speed, Distance, Time, Calorie, hand pulse
- Designed for home use

PACKING DETAILS:

- Carton Size: 965*220*640mm
- N.W.: 16KGS G.W.: 18KGS
- Loading quantity 20': 214sets
- Loading quantity 40': 432Sets
- Loading quantity 40'HQ: 488Sets



Item No.: **GHN8.2C01**

SPECIFICATION:

- Computer: Handpulse, time, speed, distance, calories, scan, odo;
- Transmission: Chain transmission system
- Resistance: Stepless adjustable resistance system
- Max user weight: 100kgs

PACKING DETAILS:

- Assembly size: 1150 × 540 × 1180mm
- Carton size: 980 × 230 × 710mm
- N.W.: 16kgs G.W.: 18kgs
- Loading quantity: 20'GP: 198 sets
- Loading quantity: 40'GP: 396 sets
- Loading quantity: 40'HQ: 432 sets



Item No.: **GHN8.2**

SPECIFICATION:

- Computer: Time, speed, distance, scan, calories;
- Transmission: Smooth and silent chain transmission
- Resistance: Manual stepless resistance adjustable system
- Crank: 1pc
- Saddle: W/O
- Max user weight: 100kgs

PACKING DETAILS:

- Assembly size: 1100 × 500 × 1550mm
- Carton size: 980 × 220 × 665mm
- N.W.: 20.5kgs G.W.: 22.5kgs
- Loading quantity: 20'GP: 195 sets
- Loading quantity: 40'GP: 400 sets
- Loading quantity: 40'HQ: 475 sets



Item No.: **GHN8.2A**

SPECIFICATION:

- Computer: Time, speed, scan, distance, calories;
- Transmission: Smooth and silent chain transmission
- Resistance: Manual stepless resistance adjustable system
- Crank: 1pc
- Saddle: Vertically adjustable
- Max user weight: 100kgs

PACKING DETAILS:

- Assembly size: 1100 × 500 × 1550mm
- Carton size: 980 × 220 × 665mm
- N.W.: 24kgs G.W.: 27kgs
- Loading quantity: 20'GP: 195 sets
- Loading quantity: 40'GP: 400 sets
- Loading quantity: 40'HQ: 475 sets



Item No.: **GHN8.2DA**

SPECIFICATION:

- Computer: Handpulse, time, speed, scan, distance, calories;
- Transmission: Smooth and silent chain transmission
- Resistance: Manual stepless resistance adjustable system
- Crank: 1pc
- Saddle: Vertically adjustable
- Max user weight: 100kgs

PACKING DETAILS:

- Assembly size: 1100 × 500 × 1550mm
- Carton size: 980 × 220 × 665mm
- N.W.: 27kgs G.W.: 30kgs
- Loading quantity: 20'GP: 195 sets
- Loading quantity: 40'GP: 400 sets
- Loading quantity: 40'HQ: 475 sets



Item No.: **GHN8.2GAST**

SPECIFICATION:

- Computer: Handpulse, time, speed, distance, calories, scan, odo;
- Transmission: Smooth and silent chain transmission
- Resistance: Manual stepless resistance adjustable system
- Crank: 1pc
- Saddle: Vertically adjustable
- Max user weight: 100kgs

PACKING DETAILS:

- Assembly size: 1100 × 500 × 1550mm
- Carton size: 980 × 230 × 710mm 530 × 380 × 300
- N.W.: 42.5kgs G.W.: 45.5kgs
- Loading quantity: 20'GP: 120 sets
- Loading quantity: 40'GP: 270 sets
- Loading quantity: 40'HQ: 312 sets
- Other features: "With one pair of 2LBS and 3LBS dumbbells respectively;
- Other features: With stepper;
- Other features: With twister;

Item No.: **GHN203B01**

SPECIFICATION:

- Computer: Handpulse, time, speed, scan, distance, calories;
- Transmission: Smooth and silent chain transmission
- Resistance: Manual stepless resistance adjustable system
- Max user weight: 100kgs

PACKING DETAILS:

- Assembly size: 1100 × 500 × 1550mm
- Carton size: 980 × 220 × 665mm
- N.W.: 27kgs G.W.: 30kgs
- Loading quantity: 20'GP: 195 sets
- Loading quantity: 40'GP: 400 sets
- Loading quantity: 40'HQ: 475 sets



Item No.: **GH213**

SPECIFICATION:

- Computer : Time, Speed, Scan, Distance, Calories
- Flywheel: 3kgs
- Running surface: 1060*330mm
- Running belt: diamond style

PACKING DETAILS:

- Assembly size: 1250*580*1270mm
- Folding size: 530*580*1230mm
- PACKING DETAILS:
- Carton Size: 1240*580*(19.5+13.5)mm
- Loading quantity 20': 238pcs
- Loading quantity 40'GP: 500pcs
- Loading quantity 40'HQ: 580pcs
- N.W.: 22.2KGS G.W.: 25.4KGS

Item No.: **GHN204B**

SPECIFICATION:

- Flywheel: 4kgs
- Computer: Handpulse, time, speed, distance, scan, calories;
- Other features: With twister, push-up
- Max user weight: 120kgs

PACKING DETAILS:

- Assembly size: 1820 × 650 × 1480mm
- Carton size: 1290*580* (220+190)mm
- N.W.: 42kgs G.W.: 45kgs
- Loading quantity: 20'GP: 190 sets
- Loading quantity: 40'GP: 395 sets
- Loading quantity: 40'HQ: 432 sets





Item No.: **HJ101A**

SPECIFICATION:

- Full Motion Rowing machine.
- Smooth and silent aluminum sliding rail
- Saddle horizontally adjustable
- Hydraulic Cylinder resistance
- Manual 1-12 level resistance adjustable
- With console:time,Count,total Count,scan
- Weight limit: 130kgs
- home use

PACKING DETAILS:

- N.W/G.W: 17/19.6 KGS
- Assembly dimensions: 1610*605*500mm
- Carton size: 1380*280*235mm
- Loading Q'TY:20GP: 331PCS/40GP: 676PCS/40HQ:740PCS



Item No.: **HJ101B**

SPECIFICATION:

- Full Motion Rowing machine.
- Steel sliding rail
- Saddle horizontally adjustable
- Hydraulic Cylinder resistance
- Manual 1-12 level resistance adjustable
- With console:time,count,total Count,scan
- Weight limit: 130kgs
- home use

PACKING DETAILS:

- N.W/G.W:17.5/20 KGS
- Assembly dimensions: 1600*605*480mm
- Carton size: 1390*290*240mm
- Loading Q'TY:20GP: 331PCS/40GP: 676PCS/40HQ:740PCS



Full Motion Rowing Machine

ROWING MACHINE

Item No.: HJ101B-3

SPECIFICATION:

- Full Motion Rowing machine.
- Steel sliding rail
- Saddle horizontally adjustable
- Hydraulic Cylinder resistance
- Manual 1-12 level resistance adjustable
- With console: Time Count, Calories, Total Count
- Weight limit: 130kgs
- home use

PACKING DETAILS:

- N.W/G.W: 11.5/14 KGS
- Assembly dimensions: 1350*500*350mm
- Carton size: 800*270*230mm
- Loading Q'TY: 20GP: 560PCS/40GP: 1160PCS/40HQ: 1276PCS



Item No.: HJ101B-4

SPECIFICATION:

- Full Motion Rowing machine.
- Steel sliding rail
- Saddle horizontally adjustable
- Hydraulic Cylinder resistance
- Manual 1-12 level resistance adjustable
- With console: Time Count, Calories, Total Count
- Weight limit: 130kgs
- home use

PACKING DETAILS:

- N.W/G.W: 13.5/17 KGS
- Assembly dimensions: 1382*605*473mm
- Carton size: 800*270*230mm
- Loading Q'TY: 20GP: 560PCS/40GP: 1160PCS/40HQ: 1276PCS



Item No.: HJ101B-5

SPECIFICATION:

- Full motion rowing machine
- Manual 1-12 level resistance adjustable (Hydraulic control)
- Saddle horizontally adjustable
- LCD console: Time, count, calories, total count, RPM
- Weight limit: 110kgs
- Home use

PACKING DETAILS:

- N.W./G.W.: 10/20 KGS
- Assembly size: 1236*518*510mm
- Foldable size: 1335*518*185mm
- Carton size: 900*350*230mm
- Loading Q'ty: 20GP: 380PCS / 40GP: 780PCS/40HQ: 858PCS



K E E P M O V I N G K E E P H E A L T H Y



Item No.: **HC201A**

SPECIFICATION:

- Magnetic Rowing Machine
- 2.5kg internal magnetic wheel
- Saddle horizontally adjustable
- Steel slide rail (Aluminum option)
- Manual 1-16 level resistance adjustable
- With console: Time, count, calories, total count, RPM
- Weight limit: 130kgs
- Home use

PACKING DETAILS:

- N.W./G.W.: 21/23.5 KGS
- Assembly size: 1515*615*660mm
- Foldable size: 600*615*1515mm
- Carton size: 950*200*530mm
- Loading Q'ty: 20GP: 282PCS / 40GP: 590PCS / 40HQ: 678PCS



Item No.: **HC201C**

SPECIFICATION:

- Magnetic Rowing Machine
- 2.5kg internal magnetic wheel
- Saddle horizontally adjustable
- Steel slide rail (Aluminum option)
- Manual 1-16 level resistance adjustable
- With console: Time, count, calories, total count, rpm
- Weight limit: 130kgs
- Home use

PACKING DETAILS:

- N.W./G.W.: 21/23.5 KGS
- Assembly size: 1515*615*660mm
- Foldable size: 600*615*1515mm
- Carton size: 950*200*530mm
- Loading Q'ty: 20GP: 282PCS / 40GP: 590PCS / 40HQ: 678PCS



Item No.: **HC108A-11**

SPECIFICATION:

- Magnetic Rowing Machine
- 2.5kg internal magnetic wheel
- Saddle horizontally adjustable
- Steel slide rail (Aluminum option)
- Manual 1-16 level resistance adjustable
- With console: Time, count, calories, total count, RPM
- Weight limit: 130kgs
- Home use

PACKING DETAILS:

- N.W./G.W.: 22/25 KGS
- Assembly size: 1750*425*1065mm
- Foldable size: 520*425*1750mm
- Carton size: 1150*200*600mm
- Loading Q'ty: 20GP: 179PCS / 40GP: 372PCS / 40HQ: 455PCS



Item No.: **HC108A-12**

SPECIFICATION:

- Magnetic Rowing Machine
- 2.5kg internal magnetic wheel
- Saddle horizontally adjustable
- Steel slide rail (Aluminum option)
- Manual 1-16 level resistance adjustable
- With console: Time, count, calories, total count, RPM
- Weight limit: 130kgs
- Home use

PACKING DETAILS:

- N.W./G.W.: 15.5/18.5 KGS
- Assembly size: 1340*500*700mm
- Foldable size: 700*500*1340mm
- Carton size: 900*190*330mm
- Loading Q'ty: 20GP: 490PCS / 40GP: 1015PCS / 40HQ: 1160PCS

Item No.: **HC108A-9**

SPECIFICATION:

- Electric Magnetic Rowing Machine
- 2.5kg internal magnetic wheel
- Saddle horizontally adjustable
- Steel slide rail
- Manual 1-16 level resistance adjustable
- With console: Time, count, calories, total count, rpm
- Weight limit: 130kgs
- Home use

PACKING DETAILS:

- N.W./G.W.: 25/29 KGS
- Assembly size: 1755*500*590mm
- Foldable size: 590*500*1755mm
- Carton size: 1100*185*530mm
- Loading Q'ty: 20GP: 273PCS / 40GP: 558PCS / 40HQ: 698PCS



Item No.: **HC108A-10**

SPECIFICATION:

- Magnetic Rowing Machine
- 2.5kg internal magnetic wheel
- Saddle horizontally adjustable
- Steel slide rail
- Manual 1-16 level resistance adjustable
- With console: Time, count, calories, total count, rpm
- Weight limit: 130kgs
- Home use

PACKING DETAILS:

- N.W./G.W.: 20/22 KGS
- Assembly size: 1548*500*720mm
- Foldable size: 720*500*1548mm
- Carton size: 900*185*530mm
- Loading Q'ty: 20GP: 298PCS / 40GP: 622PCS / 40HQ: 723PCS





Item No.: HC108W

SPECIFICATION:

- Magnetic Rowing Machine
- 2.5kg internal magnetic wheel
- Saddle horizontally adjustable
- Steel slide rail with aluminum cover
- Manual 1-16 level resistance adjustable
- With console: Time, count, calories, total count, rpm
- Weight limit: 130kgs
- Home use

PACKING DETAILS:

- N.W./G.W.: 28/33 KGS
- Assembly size: 1860*500*880mm
- Foldable size: 880*500*1860mm
- Carton size: 1150*200*660mm
- Loading Q'TY: 20GP: 179PCS / 40GP: 372PCS / 40HQ: 455PCS



Item No.: HC109A

SPECIFICATION:

- Magnetic rowing machine.
- 2.5KG internal magnetic wheel.
- Saddle horizontally adjustable
- Foldable Steel Slide Rail
- Manual 1-16 level resistance adjustable
- With console: Time Count, Calories, Total Count, RPM.
- Weight limit: 130kgs
- home use

PACKING DETAILS:

- N.W./G.W.: 26/29.5 KGS
- Assembly dimensions: 1176*450*718 mm
- folded Size: 990*580*1185mm
- Carton size: 1140*220*660mm.
- Loading Q'TY: 165PCS/40GP: 335PCS/40HQ: 415PCS



Item No.: HC203A

SPECIFICATION:

- Magnetic rowing machine.
- 2.5KG internal magnetic wheel.
- Saddle horizontally adjustable
- Foldable steel slide rail with stainless plate bothside
- Manual 1-16 level resistance adjustable
- With console: Time Count, Calories, Total Count, RPM.
- Weight limit: 130kgs
- home use

PACKING DETAILS:

- N.W./G.W.: 31/37 KGS
- Assembly dimensions: 1851*450*718mm
- folded Size: 1176*450*718 mm
- Carton size: 1240*350*635 mm
- Loading Q'TY: 20GP: 90PCS/40GP: 195PCS/40HQ: 224PCS



Item No.: HC203A-5

SPECIFICATION:

- Full Motion Magnetic Rowing Machine.
- 2.5KG internal magnetic wheel.
- Saddle horizontally adjustable
- Foldable steel slide rail with stainless plate bothside
- Manual 1-12 level resistance adjustable
- With console: Time Count, Calories, Total Count, RPM.
- Weight limit: 130kgs
- home use

PACKING DETAILS:

- N.W./G.W.: 31/37 KGS
- Assembly dimensions: 1851*450*800mm
- folded Size: 1176*450*718 mm
- Carton size: 1240*450*635 mm
- Loading Q'TY: 20GP: 75PCS/40GP: 155PCS/40HQ: 183PCS





Item No.: **HC101A**

SPECIFICATION:

- Magnetic rowing machine.
- Saddle horizontally adjustable
- steel slide rail
- Store vertically
- LCD console: Time, Time/500M, SPM, Distance, Strokes, Total Strokes, Calories Burned, and RPM
- Weight limit: 130kgs
- home use

PACKING DETAILS:

- N.W/G.W: 40/46.5 KGS
- Assembly dimensions: L1950*W520*H640mm
- Storage Size: 520*640*1950mm
- Carton size: 1085*569*520 mm
- Loading Q'TY: 20GP: 80PCS/40GP: 160PCS/ 40HQ: 210PCS



Item No.: **HC101B**

SPECIFICATION:

- Magnetic rowing machine.
- 5KG external magnetic wheel.
- saddle horizontally adjustable
- Foldable Steel Slide Rail
- Manual 1-8 level resistance adjustable
- With console: Time Count, Calories, Total Count, RPM.
- Weight limit: 130kgs
- home use

PACKING DETAILS:

- N.W/G.W: 25/29 KGS
- Assembly dimensions: 1980*580*575mm
- Folded Size: 845*590*1110mm
- Carton size: 1090*235*665mm
- Loading Q'TY: 20GP: 178PCS/40GP: 358PCS/40HQ: 407PCS



Item No.: **HC107A-3**

SPECIFICATION:

- Magnetic rowing machine.
- 2.5KG internal magnetic wheel.
- Saddle horizontally adjustable
- Foldable steel slide rail with aluminium plate bothside
- Manual 1-8 level resistance adjustable
- With console: Time Count, Calories, Total Count, Scan.
- Weight limit: 130kgs
- home use

PACKING DETAILS:

- N.W/G.W: 25/29 KGS
- Assembly dimensions: 1985*480*660mm
- folded Size: 990*580*1185mm
- Carton size: 1140*220*660mm
- Loading Q'TY: 165PCS/40GP: 335PCS/40HQ: 415PCS



Item No.: **HC107C**

SPECIFICATION:

- Magnetic rowing machine.
- 2.5KG internal magnetic wheel.
- Saddle horizontally adjustable
- Foldable steel slide rail with aluminium plate bothside
- Manual 1-10 level resistance adjustable
- With console: Time Count, Calories, Total Count, RPM.
- Weight limit: 130kgs
- home use

PACKING DETAILS:

- N.W/G.W: 25/29 KGS
- Assembly dimensions: 1985*480*660mm
- folded Size: 990*580*1185mm
- Carton size: 1140*220*660mm
- Loading Q'TY: 165PCS/40GP: 335PCS/40HQ: 415PCS





Item No.: HC108A

SPECIFICATION:

- Magnetic rowing machine.
- 2.5KG external magnetic wheel.
- Saddle horizontally adjustable
- steel Slide Rail
- Manual 1-8 level resistance adjustable
- With console: Time Count, Calories, Total Count, RPM.
- Weight limit: 130kgs
- home use

PACKING DETAILS:

- N.W/G.W: 22/26 KGS
- Assembly dimensions: 1800*500*650mm
- Carton size: 1080*225*660mm
- Loading Q'TY: 20GP: 170PCS/40GP: 328PCS/40HQ: 439PCS



Item No.: HC108B

SPECIFICATION:

- Magnetic rowing machine.
- 2.5KG external magnetic wheel.
- Saddle horizontally adjustable
- Foldable Steel Slide Rail
- Manual 1-8 level resistance adjustable
- With console: Time Count, Calories, Total Count, RPM.
- Weight limit: 130kgs
- home use

PACKING DETAILS:

- N.W/G.W: 22/26 KGS
- Assembly dimensions: 1800*500*650mm
- folded Size: 790*500*1210mm
- Carton size: 1080*225*660mm
- Loading Q'TY: 20GP: 170PCS/40GP: 328PCS/40HQ: 439PCS




Item No.: HC108A-1

SPECIFICATION:

- Magnetic rowing machine.
- 2.5KG external magnetic wheel.
- Saddle horizontally adjustable
- Steel Slide Rail
- Manual 1-8 level resistance adjustable
- With console: Time Count, Calories, Total Count, RPM.
- Weight limit: 130kgs
- home use

PACKING DETAILS:

- N.W/G.W: 18/22 KGS
- Assembly dimensions: 1540*500*626mm
- folded size: 700*500*1520 mm
- Carton size: 850*225*560mm
- Loading Q'TY: 20GP: 262PCS/40GP: 558PCS/40HQ: 610PCS



Item No.: HC108A-8

SPECIFICATION:

- Magnetic rowing machine.
- 2.5KG external magnetic wheel.
- Saddle horizontally adjustable
- Steel Slide Rail
- Manual 1-8 level resistance adjustable
- With console: Time Count, Calories, Total Count, RPM. Weight limit: 130kgs
- Weight limit: 130kgs
- home use

PACKING DETAILS:

- N.W/G.W: 21/23 KGS
- Assembly dimensions: 1385*468*625mm
- Carton size: 850*225*530mm.
- Loading Q'TY: 20GP: 288PCS/40GP: 612PCS/40HQ: 700PCS





Item No.: HC106CE-1

SPECIFICATION:

- Magnetic Rowing Machine.
- Electronic controlled resistance system
- Saddle horizontally adjustable
- Unfoldable steel slide rail with aluminium plate
- Manual 1-16 level resistance adjustable
- With console: SPM, TIME, TIME/500M, Meters, Watts, Calories, Strokes, Total
- Strokes, Wireless Pulse, 19 Program
- Weight limit: 130kgs
- home use

PACKING DETAILS:

- N.W/G.W: 31/37 KGS
- Assembly dimensions: 2050*470*990mm
- Shortage Size: 600*480*1680mm
- Carton size: 1290*240*830mm
- Loading Q'TY: 20GP: 90PCS/ 40GP: 191PCS/40HQ: 245PCS



Item No.: HC108CE-1

SPECIFICATION:

- Magnetic rowing machine.
- 2.5KG external magnetic wheel.
- Saddle horizontally adjustable
- Foldable Steel Slide Rail
- Manual 1-8 level resistance adjustable
- With console: Time Count, Calories, Total Count, RPM.
- Weight limit: 130kgs
- home use

PACKING DETAILS:

- N.W/G.W: 22/26 KGS
- Assembly dimensions: 1800*500*650mm
- folded Size: 790*500*1210mm
- Carton size: 1085*235*665mm.
- Loading Q'TY: 20GP: 170PCS/40GP: 328PCS/40HQ: 439PCS



Item No.: HC106CE-2

SPECIFICATION:

- Magnetic Rowing Machine.
- Electronic controlled resistance system
- Saddle horizontally adjustable
- Unfoldable steel slide rail with aluminium plate
- Manual 1-32 level resistance adjustable
- With console: SPM, TIME, TIME/500M, Meters, Watts, calories, Strokes,
- Total Strokes, Wireless Pulse, 19 Program
- Weight limit: 130kgs
- home use

PACKING DETAILS:

- N.W/G.W: 31/37 KGS
- Assembly dimensions: 2050*470*990mm
- Shortage Size: 600*480*1680mm
- Carton size: 1290*240*830mm
- Loading Q'TY: 20GP: 90PCS/ 40GP: 191PCS/40HQ: 245PCS



Item No.: HC108A-5

SPECIFICATION:

- Magnetic rowing machine.
- 2.5KG internal magnetic wheel.
- Saddle horizontally adjustable
- Foldable steel slide rail
- Manual 1-16 level resistance adjustable
- With console: Time, Count, Calories, Total Count, Scan
- Weight limit: 130kgs
- home use
- 8-speed magnetic control regulation resistance

PACKING DETAILS:

- N.W/G.W: 21/25 KGS
- Assembly dimensions: 1680*580*660mm
- folded Size: 660*580*1185mm
- Carton size: 850*200*530mm
- Loading Q'TY: 20GP: 308PCS/ 40GP: 668PCS/40HQ: 770PCS



SOTODO
ENJOY
SPORTS
SHARE JOY



Water Rowing Machine

K E E P M O V I N G K E E P H E A L T H Y

SOTODO FITNESS EQUIPMENT
WWW.GOLDEN-SOUTH.COM



Item No.: **HS601W-6**

SPECIFICATION:

- Water rowing machine
- Water tank:6-11L
- Saddle horizontally adjustable
- Wooden slide rail with aluminum cover (Double track)
- Volute spring system
- LCD console:Time, count, calories, total count, RPM
- Weight limit:130kgs
- Home use

PACKING DETAILS:

- N.W./G.W.:25.5/29.5 KGS
- Assembly size:1828*420*805mm
- Foldable size:500*420*1828mm
- Carton size:1000*460*480mm
- Loading Q'ty:20GP:130PCS /40GP:275PCS/40HQ:295PCS



Item No.: **HS601W-9**

SPECIFICATION:

- Water rowing machine
- Water tank:8-13L
- Saddle horizontally adjustable
- Wooden slide rail with aluminum cover (Double track)
- Volute spring system
- LCD console:Time, count, calories, total count, RPM
- Weight limit:130kgs
- Home use

PACKING DETAILS:

- N.W./G.W.:33/38 KGS
- Assembly size: 1880*520*890mm
- Foldable size: 660*520*1880mm
- Carton size: 1170*560*525mm
- Loading Q'ty:20GP:80PCS /40GP:160PCS/40HQ:200PCS



ROWING MACHINE



Item No.: HS601W-1

SPECIFICATION:

- Water rowing machine.
- Water Tank : 8-13 L
- Saddle horizontally adjustable
- Wooden silde rail
- Foldable
- LCD console:Time,Time/500M,SPM,Distance, Strokes,Total Strokes,Calories and Pulse
- Weight limit: 130kgs
- home use

PACKING DETAILS:

- N.W/G.W:32/37 KGS
- Assembly dimensions: 2020*520*565MM
- Storage Size:800*520*1080mm
- Carton size:1160*570*635mm
- Loading Q'TY:20GP:60PCS/40GP:120PCS/40HQ:160PCS



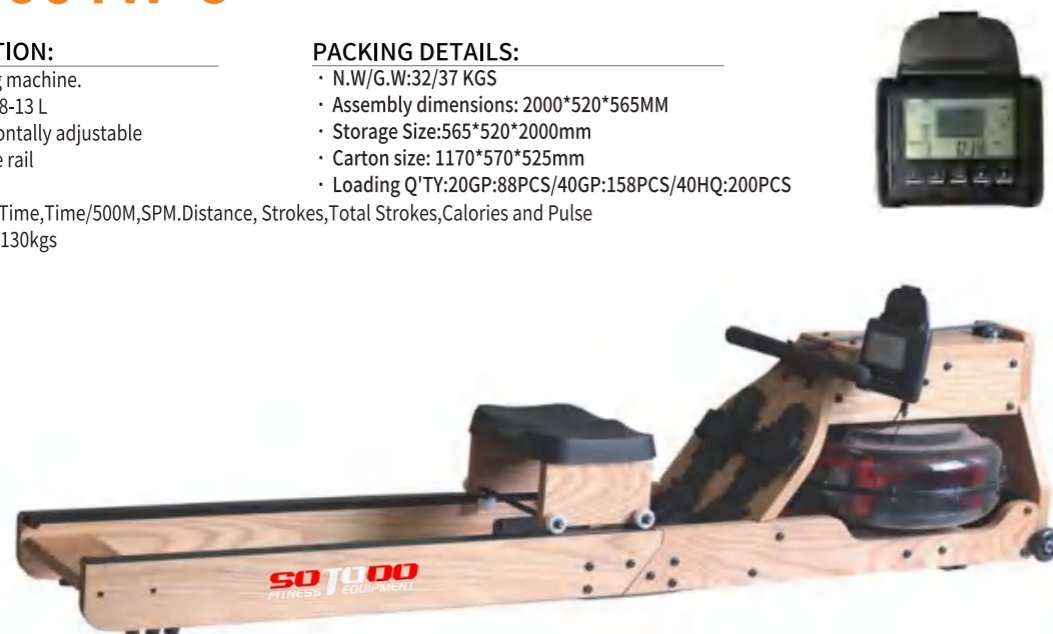
Item No.: HS601W-3

SPECIFICATION:

- Water rowing machine.
- Water Tank : 8-13 L
- Saddle horizontally adjustable
- Wooden silde rail
- Foldable
- LCD console:Time,Time/500M,SPM,Distance, Strokes,Total Strokes,Calories and Pulse
- Weight limit: 130kgs
- home use

PACKING DETAILS:

- N.W/G.W:32/37 KGS
- Assembly dimensions: 2000*520*565MM
- Storage Size:565*520*2000mm
- Carton size: 1170*570*525mm
- Loading Q'TY:20GP:88PCS/40GP:158PCS/40HQ:200PCS



Item No.: HS106C

SPECIFICATION:

- Water rowing machine.
- Water Tank : 8-13 L
- Saddle horizontally adjustable
- Two steel slide rail with aluminium plate
- Store vertically
- LCD console:Time,Time/500M,SPM,Distance, Strokes, Total Strokes,Calories Burned, and Pulse
- Weight limit: 130kgs
- home use

PACKING DETAILS:

- N.W/G.W:41.5/52.5 KGS
- Assembly dimensions: L2068*W565*H1010mm
- Storage Size:L908*W555*H2115mm
- Carton size: 1155*570*525mm
- Loading Q'TY:20GP: 78PCS/40GP:170PCS/40HQ:200PCS



Item No.: HS100C

SPECIFICATION:

- Water rowing machine.
- Water Tank : 8-13 L
- Saddle horizontally adjustable
- steel slide rail
- Store vertically
- LCD console:Time,Time/500M,SPM,Distance, Strokes,Total Strokes,Calories Burned, and Pulse
- Weight limit: 130kgs
- home use

PACKING DETAILS:

- N.W/G.W:40/46.5 KGS
- Assembly dimensions:L1950*W520*H640mm
- Storage Size:520*640*1950mm
- Carton size: 1100*570*440mm
- Loading Q'TY:20GP: 80PCS/40GP: 168PCS/ 40HQ:210PCS





Item No.: HS101A

SPECIFICATION:

- Water rowing machine.
- Water Tank : 8-13 L
- Saddle horizontally adjustable
- steel slide rail
- Store vertically
- LCD console: Time, Time/500M, SPM, Distance, Strokes, Total Strokes, Calories Burned, and Pulse
- Weight limit: 130kgs
- home use

PACKING DETAILS:

- N.W/G.W: 40/46.5 KGS
- Assembly dimensions: L1950*W520*H640mm
- Storage Size: 520*640*1950mm
- Carton size: 1085*570*525mm
- Loading Q'TY: 20GP: 80PCS/40GP: 168PCS/ 40HQ: 210PCS



Item No.: HS101C-3

SPECIFICATION:

- Water rowing machine.
- Water Tank : 8-13 L
- Saddle horizontally adjustable
- Steel slide rail with aluminium plate bothside
- Store vertically
- LCD console: Time, Time/500M, SPM, Distance, Strokes, Total Strokes, Calories Burned, and Pulse
- Weight limit: 130kgs
- home use

PACKING DETAILS:

- N.W/G.W: 32/38 KGS
- Assembly dimensions: L2005*W520*H908mm
- Storage Size: 450*718*1176 mm
- Carton size: 1080*570*440mm
- Loading Q'TY: 20GP: 908PCS/40GP: 216PCS/40HQ: 260PCS



Item No.: HS101A-1

SPECIFICATION:

- Water rowing machine.
- Water Tank : 8-13 L
- Saddle horizontally adjustable
- steel slide rail
- Store vertically
- LCD console: Time, Time/500M, SPM, Distance, Strokes, Total Strokes, Calories Burned, and Pulse
- Weight limit: 130kgs
- home use

PACKING DETAILS:

- N.W/G.W: 35/43 KGS
- Assembly dimensions: L1932*W602*H605mm
- Storage Size: 605*602*1932 mm
- Carton size: 1085*570*525mm
- Loading Q'TY: 20GP: 80PCS/40GP: 168PCS/ 40HQ: 210PCS



Item No.: HS101C-5

SPECIFICATION:

- Water rowing machine.
- Water Tank : 8-13 L
- Saddle horizontally adjustable
- Steel slide rail with aluminium plate bothside
- Store vertically
- LCD console: Time, Time/500M, SPM, Distance, Strokes, Total Strokes, Calories Burned, and Pulse
- Weight limit: 130kgs
- home use

PACKING DETAILS:

- N.W/G.W: 32/38 KGS
- Assembly dimensions: L2115*W555*H980mm
- Storage size: 555*718*2115 mm
- Carton size: 1080*570*440mm
- Loading Q'TY: 20GP: 98PCS/40GP: 200PCS/40HQ: 252PCS



ROWING MACHINE

Item No.: HS101D

SPECIFICATION:

- Water rowing machine.
- Water Tank : 8-13 L
- Saddle horizontally adjustable
- Steel slide rail
- Store vertically
- With console: Time Count, Calories, Total Count, RPM.
- Weight limit: 130kgs
- home use

PACKING DETAILS:

- N.W/G.W: 32/38 KGS
- Assembly dimensions: L2005*W520*H908mm
- Storage Size: 450*718*1176 mm
- Carton size: 1080*570*440mm
- Loading Q'TY: 20GP: 98PCS/40GP: 216PCS/40HQ: 260PCS



Item No.: HS103C

SPECIFICATION:

- Water rowing machine.
- Water Tank : 8-13 L
- Saddle horizontally adjustable
- Steel slide rail with aluminium plate bothside
- Store vertically
- LCD console: Time, Time/500M, SPM, Distance, Strokes, Total Strokes, Calories Burned, and Pulse
- Weight limit: 130kgs
- home use

PACKING DETAILS:

- N.W/G.W: 32/38 KGS
- Assembly dimensions: L2115*W555*H980mm
- Storage Size: 555*718*2115 mm
- Carton size: 1080*570*440mm
- Loading Q'TY: 20GP: 98PCS/40GP: 216PCS/40HQ: 260PCS



Item No.: HS108AP

SPECIFICATION:

- Water rowing machine.
- Water Tank : 8-13 L
- Saddle horizontally adjustable
- Steel slide rail
- Store vertically
- LCD console: Time Count, Calories, Total Count, RPM.
- Weight limit: 130kgs
- home use

PACKING DETAILS:

- N.W/G.W: 32/38 KGS
- Assembly dimensions: L1990*w520*H882mm
- Storage Size: 520*682*1990 mm
- Carton size: 1080*570*380mm
- Loading Q'TY: 20GP: 120PCS/40GP: 264PCS/40HQ: 308PCS



Item No.: HS108BP

SPECIFICATION:

- Water rowing machine.
- Water Tank : 6-11 L
- Saddle horizontally adjustable
- Steel slide rail
- Store vertically
- LCD console: Time Count, Calories, Total Count, RPM.
- Weight limit: 130kgs
- home use

PACKING DETAILS:

- N.W/G.W: 32/38 KGS
- Assembly dimensions: L1990*w520*H882mm
- Storage Size: 520*682*1990 mm
- Carton size: 1080*460*380mm
- Loading Q'TY: 20GP: 132PCS/40GP: 264PCS/40HQ: 385PCS



ROWING MACHINE



Item No.: HS108CP

SPECIFICATION:

- Water rowing machine.
- Water Tank : 6-11 L
- Saddle horizontally adjustable
- Steel slide rail
- Store vertically
- LCD console:Time Count,Calories,Total Count,RPM.
- Weight limit: 130kgs
- home use

PACKING DETAILS:

- N.W/G.W:32/38 KGS
- Assembly dimensions: L1990*w520*H882mm
- Storage Size:520*682*1990 mm
- Carton size: 1080*460*380mm
- Loading Q'TY:20GP: 132PCS/40GP: 264PCS/40HQ:385PCS




Item No.: HS101C-6

SPECIFICATION:

- Water rowing machine.
- Water Tank : 8-13 L
- Saddle horizontally adjustable
- Steel slide rail with aluminium plate bothside
- Store vertically
- LCD console:Time,Time/500M,SPM,Distance, Strokes,Total Strokes,Calories Burned, and Pulse
- Weight limit: 130kgs
- home use

PACKING DETAILS:

- N.W/G.W:32/38 KGS
- Assembly dimensions: L2115*W555*H980mm
- Storage size:555*718*2115 mm
- Carton size: 1080*570*440mm
- Loading Q'TY:20GP: 908PCS/40GP: 216PCS/40HQ:260PCS



Item No.: HS109AP

SPECIFICATION:

- Water rowing machine.
- Water Tank : 8-13 L
- Saddle horizontally adjustable
- Steel slide rail
- Store vertically
- With console:Time Count,Calories,Total Count,RPM.
- Weight limit: 120kgs
- home use

PACKING DETAILS:

- N.W/G.W:25.5/29.5 KGS
- Assembly dimensions: L1800*w520*H760mm
- Storage Size:410*520*1800 mm
- Carton size: 980*570*380mm
- Loading Q'TY:20GP: 142PCS/40GP: 286PCS/40HQ:333PCS



Item No.: HS109AP-2

SPECIFICATION:

- Water rowing machine
- Water tank:8-13L
- Steel slide rail (DOUBLE TRACK)
- Saddle horizontally adjustable
- Water volume adjustment and 16 level magnetic resistance
- With light
- LCD console:Time, time/500M, SPM, distance, strokes, total
- Weight limit:130kgs
- Home use

PACKING DETAILS:

- N.W./G.W.:26/29.5 KGS
- Assembly size:1860*520*630mm
- Foldable size:450*520*1860mm
- 1Carton size:050*570*430mm
- Loading Q'ty:20GP:110PCS /40GP:220PCS/40HQ:263PCS



Item No.: HS109CP

SPECIFICATION:

- Water rowing machine.
- Water Tank : 6-11 L
- Saddle horizontally adjustable
- Steel slide rail
- Store vertically
- With console:Time Count,Calories,Total Count,RPM.
- Weight limit: 130kgs
- home use

PACKING DETAILS:

- N.W/G.W:22/26 KGS
- Assembly dimensions: L1700*w500*H760mm
- Storage Size:410*520*1700 mm
- Carton size: 980*460*380mm
- Loading Q'TY:20GP: 178PCS/40GP: 358PCS/40HQ:418PCS





Item No.: HS203A-X1

SPECIFICATION:

- Water rowing machine.
- Water Tank : 6-11 L
- Saddle horizontally adjustable
- Two steel slide rail with aluminium plate
- Collapse Storage
- LCD console:SCAN.COUNT.TIME.DISTANCE.CALORIES,
- Weight limit: 130kgs
- home use

PACKING DETAILS:

- N.W/G.W:33/38 KGS
- Assembly dimensions: L1980*W420*H590mm
- Storage Size:L908*W555*H2115mm
- Carton size: 1240*455*635mm
- Loading Q'TY:20GP: 60PCS/40GP:129PCS/40HQ:183PCS



Item No.: HS203C-X1

SPECIFICATION:

- Water rowing machine.
- Water Tank : 6-11 L
- Saddle horizontally adjustable
- Two steel slide rail with aluminium plate
- Collapse Storage
- LCD console:SCAN.COUNT.TIME.DISTANCE.CALORIES,
- Weight limit: 130kgs
- home use

PACKING DETAILS:

- N.W/G.W:38/45KGS
- Assembly dimensions: L1980*W420*H590mm
- Storage Size:L908*W555*H2115mm
- Carton size: 1240*455*635mm
- Loading Q'TY:20GP: 60PCS/40GP:129PCS/40HQ:183PCS



Item No.: HS202B

SPECIFICATION:

- Water rowing machine.
- Water Tank : 8-13 L
- Saddle horizontally adjustable
- Silent and smooth aluminium slide rail
- Foldable
- LCD console:Time, Time/500M, SPM,Distance,Strokes,Total Strokes,Calories and Pulse
- Weight limit: 130kgs
- home use

PACKING DETAILS:

- N.W/G.W:41.5/52 KGS
- Assembly dimensions: L2000*W560*H830mm
- Folded Size:900*500*1400mm
- Carton size: 1250*570*520mm
- Loading Q'TY:20GP: 68PCS/40GP:148PCS/40HQ:185PCS



Item No.: HS203C

SPECIFICATION:

- Water rowing machine.
- Water Tank : 8-13 L
- Saddle horizontally adjustable
- Two steel slide with silent and smooth aluminium plate
- Store vertically
- LCD console:Time, Time/500M, SPM,Distance,Strokes,Total Strokes,Calories and Pulse
- Weight limit: 130kgs
- home use

PACKING DETAILS:

- N.W/G.W:41.5/52 KGS
- Assembly dimensions:L2000*W566*H830mm
- Storage Size:900*500*1400mm
- Carton size: 1130*570*530mm
- Loading Q'TY:20GP: 80PCS/40GP:160PCS/40HQ:200PCS



Item No.: HS206C

SPECIFICATION:

- Water rowing machine.
- Water Tank : 8-13 L
- Saddle horizontally adjustable
- Two steel slide with silent and smooth aluminium plate
- Store vertically
- LCD console:Time, Time/500M, SPM,Distance,Strokes,Total Strokes,Calories and Pulse
- Weight limit: 130kgs
- home use

PACKING DETAILS:

- N.W/G.W:36/42 KGS
- Assembly dimensions:L1913*W592*H920mm
- Storage Size:850*592*1913mm
- Carton size: A: 965*570*525mm/B: 1140*100*100mm
- Loading Q'TY:20GP: 90PCS/40GP:180PCS/40HQ:235PCS





Item No.: HS302C

SPECIFICATION:

- Water rowing machine.
- Water Tank : 8-13 L
- Saddle horizontally adjustable
- Two steel silde with silent and smooth aluminium plate
- Foldable
- LCD console:Time,Time/500M,SPM.Distance, Strokes,Total Strokes,Calories and Pulse
- Weight limit: 130kgs
- home use

PACKING DETAILS:

- N.W/G.W:30/36 KGS
- Assembly dimensions:L1515*W520*H877mm
- Storage Size:511*520*1290mm
- Carton size: 1310*570*440mm
- Loading Q'TY:20GP:84PCS/40GP:179PCS/40HQ:215PCS



Item No.: HS302W

SPECIFICATION:

- Water rowing machine.
- Water Tank : 8-13 L
- Saddle horizontally adjustable
- Wooden silde rail
- Foldable
- LCD console:Time,Time/500M,SPM.Distance, Strokes,Total Strokes,Calories and Pulse
- Weight limit: 130kgs
- home use

PACKING DETAILS:

- N.W/G.W:30/36 KGS
- Assembly dimensions:L1515*W520*H877mm
- Storage Size:511*520*1290mm
- Carton size: 1310*570*440mm
- Loading Q'TY:20GP:84PCS/40GP:179PCS/40HQ:215PCS



Item No.: HS501AP

SPECIFICATION:

- Water rowing machine.
- Water Tank : 8-13 L
- Saddle horizontally adjustable
- Two steel slide rail
- Store vertically
- LCD console:Time Count,Calories,Total Count,RPM.
- Weight limit: 130kgs
- home use

PACKING DETAILS:

- N.W/G.W:32/38 KGS
- Assembly dimensions: L1979*W520*H682mm
- Storage Size:520*682*1979 mm
- Carton size: 980*570*380mm
- Loading Q'TY:20GP:20GP: 80PCS/40GP: 174PCS/40HQ: 216PCS



Item No.: HS501BP

SPECIFICATION:

- Water rowing machine.
- Water Tank : 6-11 L
- Saddle horizontally adjustable
- Two steel slide rail
- Store vertically
- LCD console:Time Count,Calories,Total Count,RPM.
- Weight limit: 130kgs
- home use

PACKING DETAILS:

- N.W/G.W:32/38 KGS
- Assembly dimensions: L1979*W520*H682mm
- Storage Size:520*682*1979 mm
- Carton size: 980*460*380mm
- Loading Q'TY:20GP:180PCS;40GP:360pcs;40HQ:420PCS



Item No.: HS501CP

SPECIFICATION:

- Water rowing machine.
- Water Tank : 6-11 L
- Saddle horizontally adjustable
- Two steel slide rail
- Store vertically
- LCD console:Time Count,Calories,Total Count,RPM.
- Weight limit: 130kgs
- home use

PACKING DETAILS:

- N.W/G.W:32/38 KGS
- Assembly dimensions: L1979*W520*H682mm
- Storage Size:520*682*1979 mm
- Carton size: 980*460*380mm
- Loading Q'TY:20GP:180PCS;40GP:360pcs;40HQ:420PCS



ROWING MACHINE

Item No.: **HS301AP**

SPECIFICATION:

- Water rowing machine.
- Water Tank : 6-11 L
- Saddle horizontally adjustable
- Steel slide rail
- Store vertically
- With console: Time Count, Calories, Total Count, RPM.
- Weight limit: 160kgs
- home use

PACKING DETAILS:

- N.W/G.W: 48/58 KGS
- Assembly dimensions: 1288*700*2020mm
- Storage Size: 1288*700*2020mm
- Carton size: 1250*320*620mm
- Loading Q'TY: 20GP: 40PCS/40GP: 84PCS/40HQ: 84PCS



FITNESS



Air Rowing Machine

K E E P M O V I N G K E E P H E A L T H Y

ROWING MACHINE

Item No.: HF101C-5

SPECIFICATION:

- Air rowing machine
- Smooth and silent aluminum sliding rail
- Saddle horizontally adjustable
- Hydraulic Cylinder resistance
- Manual 1-12 level resistance adjustable
- With console: time, Count, total Count, scan
- Weight limit: 130kgs
- home use

PACKING DETAILS:

- N.W/G.W: 35.7/41.7KGS
- Assembly dimensions: 1610*605*500mm
- Carton size: 1185*320*620mm
- Loading Q'TY: 20GP: 20GP: 101PCS/40GP: 227PCS/40HQ: 279PCS



Item No.: HF101C-6

SPECIFICATION:

- Air rowing machine.
- With magnetic resistance system
- Saddle horizontally adjustable
- Steel rail with aluminium plate
- Manual 1-8 level resistance adjustable
- LCD console: Time, Time/500M, SPM, Distance, Strokes, Total Strokes, Calories and Pulse
- Weight limit: 130kgs
- home use and professional use

PACKING DETAILS:

- N.W/G.W: 39/44 KGS
- Assembly dimensions: 2300*560*950mm
- Storage size: 1300*560*1650 mm
- Carton size: 1185*320*620mm
- Loading Q'TY: 20GP: 89PCS/40GP: 212PCS/40HQ: 259PCS



Item No.: HF301A

SPECIFICATION:

- Air rowing machine.
- With magnetic resistance system
- Saddle horizontally adjustable
- Foldable steel rail with stainless plate
- Manual 1-8 level resistance adjustable
- LCD console: Time, Time/500M, SPM, Distance, Strokes, Total Strokes, Calories and Pulse
- Weight limit: 130kgs
- home use and professional use

PACKING DETAILS:

- N.W/G.W: 46/53 KGS
- Assembly dimensions 1288*700*2020mm
- Storage Size: 1288*700*2020mm
- Carton size: 1250*320*620mm
- Loading Q'TY: 20GP: 40PS/40GP: 84PCS/40HQ: 84PCS





HOME GYM

K E E P M O V I N G K E E P H E A L T H Y



Item No.: **GHNMS600S**

SPECIFICATION:

- WEIGHT STACKS: 72KGS
- TUBE THICKNESS: 1.5mm

PACKING DETAILS:

- Assembly size: 1800x1030x2050mm
- Carton size: A : 1950x500x190mm (Main Frame)
B : 405x290x220mm (Weight Block 1)
C : 405x320x220mm (Weight Block 2)
D : 1720x260x260mm (Cover)
- N.W.: 145KGS
- G.W.: 153 KGS
- Loading quantity 20GP: 72 PCS
- Loading quantity 40GP: 144 PCS
- Loading quantity 40HQ: 170 PCS





Item No.: **GHNMS631S**

SPECIFICATION:

- WEIGHT STACKS: 72KGS
- TUBE THICKNESS: 1.5mm

PACKING DETAILS:

- Assembly size: 2050x2700x2180mm
- Carton size: A :1950x595x180mm (Main Frame)
- B :405x290x220mm (Weight Block 1)
- C:405x320x221mm (Weight Block 2)
- D:1135x600x155mm (Parallel Bars)
- E: 1160x370x170mm (Bench)
- F: 1060x320x300mm (Sandbag Bag)
- G:1720x260x260mm (Cover)
- N.W.:198KGS
- G.W.:216 KGS
- Loading quantity 20GP: 38 PCS
- Loading quantity 40GP: 76 PCS
- Loading quantity 40HQ: 68 PCS



Item No.: **GHNMS632S**

SPECIFICATION:

- WEIGHT STACKS: 72KGS
- TUBE THICKNESS: 1.5mm

PACKING DETAILS:

- Assembly size: 2050x2700x2180mm
- Carton size: A :1950x595x180mm (Main Frame)
- B :405x290x220mm (Weight Block 1)
- C:405x320x220mm (Weight Block 2)
- D:1160x370x170mm (Parallel Bars)
- E: 1720x260x260mm (Cover)
- F: 1135x430x155mm (Leg Press)
- G:1335x480x170mm (Bench)
- N.W.:202KGS
- G.W.:215.5 KGS
- Loading quantity 20GP: 36 PCS
- Loading quantity 40GP: 76 PCS
- Loading quantity 40HQ: 92 PCS





Item No.: **GHNMS633S**

SPECIFICATION:

- WEIGHT STACKS: 72KGS
- TUBE THICKNESS: 1.5mm

PACKING DETAILS:

- Assembly size: 2050x2700x2180mm
- Carton size: A: 1950x595x180mm (Main Frame)
B: 405x290x220mm (Weight Block 1)
C: 405x320x220mm (Weight Block 2)
D: 1135x430x155mm (Parallel Bars)
E: 1720x260x260mm (Cover)
F: 1300*480*160mm (Squat)
G: 1160x370x170mm (Bench)
- N.W.: 193KGS
- G.W.: 205 KGS
- Loading quantity 20GP: 37 PCS
- Loading quantity 40GP: 74 PCS
- Loading quantity 40HQ: 90 PCS



Item No.: **GHNMS641S**

SPECIFICATION:

- WEIGHT STACKS: 72KGS
- TUBE THICKNESS: 1.5mm

PACKING DETAILS:

- Assembly size: 2700*2050*2128mm
- Carton size: A: 1950x595x180mm (Main Frame)
B: 405x290x220mm (Weight Block 1)
C: 405x320x222mm (Weight Block 2)
D: 1200x350x160mm (Cross Trainer)
E: 1060x320x300mm (Sandbag Bag)
F: 1250x520x155mm (Squat + Parallel Bars)
G: 1720x260x260mm (Cover)
- N.W.: 224KGS
- G.W.: 244 KGS
- Loading quantity 20GP: 37 PCS
- Loading quantity 40GP: 74 PCS
- Loading quantity 40HQ: 90 PCS



Item No.: **GHNMS642S**

SPECIFICATION:

- WEIGHT STACKS: 72KGS
- TUBE THICKNESS: 1.5mm

PACKING DETAILS:

- Assembly size: 2700x2050x2180mm
- Carton size: A :1950x595x180mm (Main Frame)
B :405x290x220mm (Weight Block 1)
C :405x320x220mm (Weight Block 2)
D :1335x480x170mm (Leg Press)
E :1250x520x155mm (Parallel Bars)
F :1300*480*160 (Squat)
G :1720x260x260mm (Cover)
- N.W.:228KGS
- G.W.:245 KGS
- Loading quantity 20GP: 38 PCS
- Loading quantity 40GP: 74 PCS
- Loading quantity 40HQ: 90 PCS



FINES



Other fitness equipment

K E E P M O V I N G K E E P H E A L T H Y

Item No.: **GHNF15**

SPECIFICATION:

- Leg Exerciser Under Desk
- Material: PVC, ABS, Carbon Steel, Rubber
- Lower impact
- Larger Anti-Slip Pedals
- High strength pulleys for smoother sliding
- With Anti-collision rubber pads

PACKING DETAILS:

- Assembly size:562*480*130(one-piece)
562*295*130(split-type)
- Carton size:670*175*195mm
- N.W./G.W.:3.44/3.92 KGS(one-piece)
- N.W./G.W.:2.95/3.43KGS(split-type)
- Loading quantity 20GP: 1384 PCS
- Loading quantity 40GP: 2760PCS
- Loading quantity 40HQ: 3088 PCS



Item No.: **GHNF25C**

SPECIFICATION:

- 2 in 1 upgraded Ab Machine
- Material: ABS, Carbon Steel, Bearing roller, PU.
- Heavy-duty steel frame 60*30+50*20
- 2 inclined angles and 3 adjustable heights
- High strength pulleys for smoother sliding
- PU leather knee pad
- Max user weight:100kg

PACKING DETAILS:

- Assembly size:1220*404*940mm
1170*404*900mm(inclined)
- Carton size:910*300*185mm
- N.W.:9.5KGS
- G.W.:10.8 KGS
- Loading quantity 20GP: 540 PCS
- Loading quantity 40GP: 1106PCS
- Loading quantity 40HQ: 1212 PCS



Item No.: **NPM101A**

SPECIFICATION:

- No power required
- Home Running Training
- Adding tension ropes to the feet to increase training
- Weight limit: 110kgs

PACKING DETAILS:

- N.W/G.W:14.9/17.3 KGS
- Max.user weight : 110KG
- Assembly size:1290*648*1165mm
- Carton size: 1270*670*225mm
- Loading Q'TY:20GP: 142PCS/40GP:303PCS/40HQ: 330PCS



Item No.: **GHN295**

SPECIFICATION:

- Computer:Time, speed, distance, scan, calories;
- Max user weight:100kgs

PACKING DETAILS:

- Assembly size:985 × 545 × 870mm
- Carton size:1055 × 163 × 580mm
- N.W.:9kgs G.W.:12,3kgs
- Loading quantity:20'GP: 304 sets
- Loading quantity:40'GP: 623 sets
- Loading quantity:40'HQ: 710 sets



Item No.: **BU101A**

SPECIFICATION:

- Multi-function trainer
- Weight limit: 110kgs
- home use

PACKING DETAILS:

- N.W/G.W:5/6 KGS
- Assembly dimensions:766*318*169mm
- Carton size: 750*185*360mm
- Loading Q'TY: 20GP:500PCS/40GP:1050PCS/40HQ:1260PCS





Item No.: **BU101B**

SPECIFICATION:

- Multi-function trainer
- Weight limit: 110kgs
- home use
- Pull rope combination with armrest

PACKING DETAILS:

- N.W/G.W:9.3/11.3 KGS
- Assembly dimensions:962*378*1196mm
- Carton size: 785*255*360mm
- Loading Q'TY:20GP:425PCS/40GP:854PCS/40HQ:943PCS



Item No.: **BU101A**

SPECIFICATION:

- Multi-function trainer
- Weight limit: 110kgs
- home use

PACKING DETAILS:

- N.W/G.W:5/6 KGS
- Assembly dimensions:766*318*169mm
- Carton size: 750*185*360mm
- Loading Q'TY: 20GP:500PCS/40GP:1050PCS/40HQ:1260PCS



Item No.: **TP105A-5**

SPECIFICATION:

- Multi-function trainer
- Weight limit: 110kgs
- home use

PACKING DETAILS:

- N.W/G.W:7.3/8.5 KGS
- Assembly dimensions:745*310*235mm
- Carton size:460*340*260mm
- Loading Q'TY:20GP:720PCS/40GP:1530PCS/40HQ:1700PCS



Item No.: **TP105A-1**

SPECIFICATION:

- Multi-function trainer
- Weight limit: 110kgs
- home use

PACKING DETAILS:

- N.W/G.W:6.1/6.8 KGS
- Assembly dimensions:400*310*235mm
- Carton size: 40.5*32.5*16.5CM
- Loading Q'TY:20GP:1170PCS/40GP:2430PCS/40HQ:3240PCS



Item No.: **STP101A-1**

SPECIFICATION:

- AB ROLLER
- Weight limit: 110kgs
- home use

PACKING DETAILS:

- N.W/G.W:7.8/8.5 KGS
- Assembly dimensions: 1190*395*810 mm
- Carton size: 1150*405*240mm
- Loading Q'TY:20GP: 252PCS/40GP:522PCS/40HQ: 580PCS



Item No.: **KF101A-2**

SPECIFICATION:

- Training
- Weight limit: 130kgs
- home use

PACKING DETAILS:

- N.W/G.W:4.2/5.9 KGS
- Assembly dimensions: 600*210*420 mm
- Carton size: 415*405*950mm
- Loading Q'TY: 20GP: 525PCS/40GP:1075PCS/40HQ:1290PCS

