



Shandong Brightway Fitness Equipment Co., Ltd

2025



INTRODUCTION

Shandong Brightway Fitness Equipment Co., Ltd. is a modern fitness equipment enterprise integrating design, research and development, production, operation, sales and service. The company invested 150 million yuan to build a modern production base of about 150,000 square meters that has been fully put into production. After years of high speed Development has gradually become a leader in the industry. Brightway regards talents as the foundation of enterprise development, establishes a professional technology research and development and management team, and follows the spirit of "honesty, harmony and prosperity; technology to precision, industry competition" spirit, to achieve product standardization, refinement, and quality Differentiation and differentiation can satisfy consumers' more demand for healthy sports products. The research and development of new products is market-oriented, bench marking to the international first-class production level, adopts fully automatic processing center, laser cutting and blanking, fully automatic bending, robot welding, fully automatic spraying, assembly line, and strives for product excellence, and the self-production rate of accessories has reached More than 95%, greatly improving product stability while shortening the production cycle, gaining time for customers and laying a strong market competitiveness.

All products of our company have passed ISO9001 quality management system certification, ISO14001 environmental management system certification, EU CE certification and other international certifications, and have been widely recognized by domestic and foreign markets. At present, more than ten series of products carefully researched and developed by Brightway have been put on the market. The company has customers in hundreds of major cities across the country, and its export business covers more than 120 overseas countries and regions. It has provided a complete set of fitness service solutions for nearly 10,000 fitness clubs, fitness centers, hotels, companies, government agencies, schools, rehabilitation and medical applications.


Brightway actively responds to the national fitness strategy for all, and works closely with national sports institutions and government agencies to provide support for the construction of public fitness venues, help the development of our country's sports industry, and make due contributions to national fitness.



Quality Management System Certificate



Environmental Management System Certificate



Occupational Health And Safetymanagement System Certificate



EU CE Certification



PAINTING COLORS AND LEATHER OPTIONS

PAINTING COLOR SCHEME



LEATHER COLOR



CONTENTS

• AEROBICEQUIPMENT	-----03
• STRENGTH PIN-SELECTED	
• BF SERIES	-----19
• BH SERIES	-----35
• TY SERIES	-----47
• HS SERIES	-----53
• STRENGTH PLATE LOADED	
• BL SERIES	-----27
• TB SERIES	-----59
• TM SERIES	-----67
• TN SERIES	-----81
• TA SERIES	-----91
• TS SERIES	-----95
• SYNERGY SERIES	-----101
• CUSTOMIZED SERIES	
• DZ SERIES	-----107



AEROBIC EQUIPMENT

FITNESS IS THE MOST EQUITABLE THING IN THE WORLD

X30 COMMERCIAL TREADMILL


X30 CONFIGURATION:

Screen:	23.8-inch screen can be projected and rotated 90 degrees
Input supply voltage:	AC 220V±10%
Motor rated power:	3.0HP(2.2Kw)
Motor rated frequency:	50HZ(4-100HZ)
Motor rated current:	8.6A
Motor peak power:	7 HP
Working temperature:	0-40°C
Speed display range:	1.0-20.0(km/h)
Time display range:	0:00-99.99 (min:sec)
Distance display range:	0.00-99.99 (km)
Heat display range:	0-999(kcal)
Heart rate display range:	50-250 (次/分)
Slope display range:	0-20 %
Overload protector:	15A
Power cord specification:	2.0A
Running belt parameter:	3140*545 mm
Running range:	1350*535mm
Using Size:	1985*840*1500mm
Load bearing:	180kg
Net weight :	-
Gross weight:	-

TT-X18 COMMERCIAL TREADMILL


TT-X18 CONFIGURATION:

Screen:	21.5 inch LED display
Input voltage:	AC 220V±10%
Motor rated power:	3.0HP(2.2KW)
Motor peak power:	7.0HP
Motor rated frequency:	9.6A
Motor rated current:	60HZ
Working environment temperature:	0-40°C
Speed display range:	1.0-20.0(km/h)
Time display range:	0:00-99.99(min:sec)
Distance display range:	0.00-99.99(km)
Heat display range:	0-999(kcal)
Heart rate display range:	50-250(times/min)
Slop display range:	0-15%
Running belt:	3240×550mm
Running range:	1500×550mm
Machine size:	2094×926×1644mm
Packing size:	
	Plywood box:2160×980×380mm
	carton box:1000×1100×420mm
Net weight :	203kg
Max bearing:	180kg

T600 COMMERCIAL TREADMILL


T600 CONFIGURATION:

Screen:	23.8-inch screen can be projected
Input supply voltage:	AC 220V±10%
Motor rated power:	3.0HP(2.2Kw)
Motor rated frequency:	60HZ
Motor rated current:	9.6A
Motor peak power:	7 HP
Working temperature:	0-40°C
Speed display range:	1.0-20.0(km/h)
Time display range:	0:00-99.99 (min:sec)
Distance display range:	0.00-99.99 (km)
Heat display range:	0-999(kcal)
Heart rate display range:	50-250 (次/分)
Slope display range:	0-20 %
Overload protector:	15A
Power cord specification:	2.0A
Running belt parameter:	3240*550 mm
Running range:	1450*540 mm
Using Size:	2100*870*1510mm
Load bearing:	180kg
Net weight :	-
Gross weight:	-

TT-X15 COMMERCIAL TREADMILL


TT-X15 CONFIGURATION:

Screen :	21.5inchLED display
Input supply voltage:	AC 220V±10%
Motor rated power:	3.0HP(2.2Kw)
Motor rated frequency:	60HZ
Motor rated current:	9.6A
Motor peak power:	7HP
Working temperature:	0-40°C
Speed display range:	1.0-20.0(km/h)
Time display range:	0:00-99.99 (min:sec)
Distance display range:	0.00-99.99 (km)
Heat display range:	0-999(kcal)
Heart rate display range:	50-250 (次/分)
Slope display range:	0-20 %
Overload protector:	15A
Power cord specification:	20A
Running belt parameter:	3310×600 mm
Running range:	1500×600 mm
Packing Size:	Plywood box : 2150×1000×400mm
	Carton: 1100×1000×385mm
Using Size:	2080×985×1565mm
Net weight :	176kg
Load bearing:	180kg

XB-60 SPINNING BIKE


XB-60 CONFIGURATION:

Floor Space:	1200mm×1150mm×530mm
Using Size:	1800mm×1150mm
Weight:	60kg
Bearing weight:	150kg
Mateiral:	Q235
Handle outer material:	Integral dipping
Handle inner material:	Aluminium alloy
Resistance adjustment method:	Felt friction
Color:	Customized
Adjust balance:	Four-leg adjustment knob
flywheel weight:	18kg
Packing Size:	Carton: 1220×1010×290mm

EB-8900 STAIR MASTER


EB8900 CONFIGURATION:

Input power supply voltage:	AC220V±10% or AC110±10% (Adjust the switching power supply by yourself) 65A DC 24V
Calorie range:	0-999 (Kcal)
Level range:	1-15
Power specification:	10A AC250V
Running speed:	0.3-2 km/h
Heart rate range:	40-180
Time range:	0.00 - 99.59
Mileage range:	0 - 99.99
Product size:	1580×845×2115mm
Packing size:	1455×920×1290mm
Max use weight:	160kg
Net weight:	203kg

TT-X10 COMMERCIAL TREADMILL


TT-X10 CONFIGURATION:

Screen:	18.5 inch TFT touch screen(LED screen is optional)
Input supply voltage:	AC 220V±10%
Motor rated power:	3.0HP(2.2Kw)
Motor rated frequency:	50HZ (4-100HZ)
Motor rated current:	8.6A
Motor peak power:	7HP
Working temperature:	0-40°C
Speed display range:	1.0-20.0(km/h)
Time display range:	0:00-99.99 (min:sec)
Distance display range:	0.00—99.99 (km)
Heat display range:	0-999(kcal)
Heart rate display range:	50-250 (次/分)
Slope display range:	0-20 %
Overload protector:	15A
Power cord specification:	20A
Running belt parameter:	3310×600 mm
Running range:	1500×600 mm
Packing Size:	Plywood box :2100×1000×430mm Carton: 1150×1020×450mm
Using Size:	2030×950×1570mm
Load bearing:	180kg
Net weight :	178kg

EB8000 ELLIPTICAL TRAINER


EB8000 CONFIGURATION:

Screen :	LED display
Net Weight:	200 kg
Working temperature:	0- 40°C
Resistance Range:	1.0-26.0 (Level)
time Range:	0:00-99:59(min: sec)
Calories Range:	000-999 (Kcal)
Defaulted×8+custermized×2(LED)	
Bottle holder:	Y
Phone Holder:	Y
Heart Rate Monitoring:	Y
Packing size:	Carton+iron pallet: 2200×850×1140mm
Using Size:	2095×780×1685mm
Net weight :	201.5kg
Load bearing:	180kg

EB-8600

UPRIGHT MAGNETIC RESISTANCE BIKE


EB8600 CONFIGURATION:

Name:	UprightBike(Seif-Powered)
Using Size:	1150mm×535mm×1500mm
Packing Size:	1280×620×850mm
Packing Method:	Plywood Box
Screen Size :	370mm×327mm
Weight:	65kg
Max use weight:	150kg
Aluminum tube	(105mm×81.5mm×3mm)
Tube Material:	Q235
Handle Material:	Plastic dipping
Motor:	Self Generator
Resistance Level:	26 Levels
ResistanceAdjustment:	Button Adjustment
Heart Rate Monitor:	Handrail Heart Rate Tablets&Wireless
Heart Rate Testing(Optional)	
Screen:	LED

EB-8800

RECUMBENT MAGNETIC RESISTANCE BIKE


EB8800 CONFIGURATION:

Name:	Recumbent magnetic resistance bike
Using Size:	1650mm×700mm×1370mm
Packing Size:	1750mm×630mm×810mm
PackingMethod:	Plywood Box
Net Weight:	84kg
Max use weight:	150kg
Tube Size:Aluminum tube	(105mm×81.5mm×3mm)
Tube Material:	Q235
Handle Material:	Plastic dipping
Motor:	Self Generator
ResistanceAdjustment:	Button Adjustment
Heart Rate Monitor:	Handrail Heart Rate Tablets&Wireless Heate
Rate Testing(Optional)	
Screen:	LED
Screen Size :	370mm*327mm

EB-9100

ELLIPTICAL TRAINER


EB-9100 CONFIGURATION:

Screen:	LED display
Net Weight:	118 kg
Working temperature:	0- 40°C
Resistance Range:	1.0-26.0 (Level)
Time Range:	0:00-99:59 (min: sec)
Calories Range:	000-999 (Kcal)
Heart Rate Range:	50-256 (次Times/分Mins)
	Defaulted×8+custermized×2(LED)
Bottle holder:	Y
Phone Holder:	Y
Heart Rate Monitoring:	Y
Using Size:	2095mm×780mm×1685mm
Packing Size:	Plywood box: 2000×900×810mm
Using Size:	1960×690×1680mm
Load bearing:	150kg

EB-8100

ELLIPTICAL TRAINER


EB-8100 CONFIGURATION:

Screen:	LED display
Net Weight:	118 kg
Working temperature:	0- 40°C
Resistance Range:	1.0-26.0 (Level)
Time Range:	0:00-99:59 (min: sec)
Calories Range:	000-999 (Kcal)
Heart Rate Range:	50-256 (次Times/分Mins)
	Defaulted×8+custermized×2(LED)
Bottle holder:	Y
Phone Holder:	Y
Heart Rate Monitoring:	Y
Using Size:	2095mm×780mm×1685mm
Packing Size:	Plywood box: 2000×900×810mm
Using Size:	1960×690×1760mm
Load bearing:	150kg

TT-X9 COMMERCIAL TREADMILL


TT-X9 CONFIGURATION:

Screen:	18.5 inch TFT touch screen(LED screen is optional)
Input supply voltage:	AC 220V±10%
Motor rated power:	3.0HP(2.2Kw)
Motor rated frequency:	50HZ (4-100HZ)
Motor rated current:	8.6A
Motor peak power:	7HP
Working temperature:	0-40°C
Speed display range:	1.0-20.0(km/h)
Time display range:	0:00-99.99 (min:sec)
Distance display range:	0.00—99.99 (km)
Heat display range:	0-999(kcal)
Heart rate display range:	50-250 (次/分)
Slope display range:	0-20 %
Overload protector:	15A
Power cord specification:	20A
Running belt parameter:	3510×580 mm
Running range:	1600×580 mm
Packing Size:	Plywood box :2300×1020×450mm Plywood box : 1720×1020×500mm
Using Size:	2350×960×1730 mm
Load bearing:	180kg
Net weight :	231kg
Gross weight:	305kg

TT-X5 COMMERCIAL TREADMILL


TT-X5 CONFIGURATION:

Screen:	18.5 inch TFT touch screen(LED screen is optional)
Input supply voltage:	AC 220V±10%
Motor rated power:	3.0HP(2.2Kw)
Motor rated frequency:	50HZ (4-100HZ)
Motor rated current:	8.6A
Motor peak power:	7HP
Working temperature:	0-40°C
Speed display range:	1.0-20.0(km/h)
Time display range:	0:00-99.99 (min:sec)
Distance display range:	0.00—99.99 (km)
Heat display range:	0-999(kcal)
Heart rate display range:	50-250 (次/分)
Slope display range:	0-20 %
Overload protector:	15A
Power cord specification:	20A
Running belt parameter:	3647×585 mm
Running range:	1600×580 mm
Packing Size:	Plywood box :2290×970×450mm Carton: 1300×1050×510mm
Using Size:	2320×950×1740 mm
Load bearing:	180kg
Net weight :	215.5kg
Gross weight:	262kg

TT-X6 COMMERCIAL TREADMILL


TT-X6 CONFIGURATION:

Screen:	18.5 inch TFT touch screen(LED screen is optional)
Input supply voltage:	AC 220V±10%
Motor rated power:	3.0HP(2.2Kw)
Motor rated frequency:	50HZ (4-100HZ)
Motor rated current:	8.6A
Motor peak power:	7HP
Working temperature:	0-40°C
Speed display range:	1.0-20.0(km/h)
Time display range:	0:00-99.99 (min:sec)
Distance display range:	0.00—99.99 (km)
Heat display range:	0-999(kcal)
Heart rate display range:	50-250 (次/分)
Slope display range:	0-20 %
Overload protector:	15A
Power cord specification:	20A
Running belt parameter:	3647×585 mm
Running range:	1600×580 mm
Packing Size:	Plywood box :2300×1000×450mm Carton:1300×1050×510mm
Using Size:	2360×960×1730mm
Load bearing:	180kg
Net weight:	223kg
Gross weight:	270kg

TT-X5S COMMERCIAL TREADMILL


TT-X5S CONFIGURATION:

Screen:	21.5 inchLED screen is optional
Input supply voltage:	AC 220V±10%
Motor rated power:	3.0HP(2.2Kw)
Motor rated frequency:	50HZ (4-100HZ)
Motor rated current:	8.6A
Motor peak power:	7HP
Working temperature:	0-40°C
Speed display range:	1.0-20.0(km/h)
Time display range:	0:00-99.99 (min:sec)
Distance display range:	0.00—99.99 (km)
Heat display range:	0-999(kcal)
Heart rate display range:	50-250 (次/分)
Slope display range:	0-20 %
Overload protector:	15A
Power cord specification:	20A
Running belt parameter:	3647×580 mm
Running range:	1600×580 mm
Packing Size:	Plywood box :2290×970×450mm Carton: 1300×1050×510mm
Using Size:	2320×950×1740mm
Load bearing:	180kg
Net weight :	215kg
Gross weight:	262kg

TT-X2
COMMERCIAL TREADMILL



TT-X2 CONFIGURATION:	
Screen:	18.5 inch TFT touch screen(LED screen is optional)
Input supply voltage:	AC 220V±10%
Motor rated power:	3.0HP(2.2Kw)
Motor rated frequency:	50HZ (4-100HZ)
Motor rated current:	8.6A
Motor peak power:	7HP
Working temperature:	0-40°C
Speed display range:	1.0-20.0(km/h)
Time display range:	0:00-99.99 (min:sec)
Distance display range:	0.00—99.99 (km)
Heat display range:	0-999(kcal)
Heart rate display range:	50-250 (次/分)
Slope display range:	0-20 %
Overload protector:	15A
Power cord specification:	20A
Running belt parameter:	3310×560 mm
Running range:	1400×550 mm
Packing Size:	Plywood box : 2170×960×410mm Carton: 980×980×280mm
Using Size:	2100×890×1570 mm
Load bearing:	180kg
Net weight :	178kg
Gross weight:	210kg

TT-X20
CURVE TREADMILL



TT-X20 CONFIGURATION:	
Operating work temperature:	0-40°C
Running range:	1500×480mm
Packing Size: Plywood box	1820×940×520mm
Material:	Q235
UsingSize:	1880×890×1620mm
Load bearing:	180kg
Net weight :	171kg

F600
WIND RESISTANCE ROWING MACHINE/AIR ROWER



F600 CONFIGURATION:	
Resistance:	Magnetron Wind Resistance
Resistance Level:	16 Levels
Method Dajust Resistance:	Panel&HandleWirelessAdjustment
SlideMaterial:	StainlessSteelRail6-stageadjustableanti-skidpedal
Folding Size:	1300×450×1800 (L×W×H) mm
Using Size:	2350 ×450×1000 (L×W×H) mm
Folding Moving:	Foldable Front Wheel Movement
Weight:	52kg
Voltage:	220V
Screen Size:	7" LCD blue display
Heart Rate Monitor :	Wireless Heart Rate Testing
Packing Size:	Carton: 1650×710×295mm

JF
ABCOASTER



JF CONFIGURATION:	
Working temperature:	0-40°C
Packing Size:	Plywood box 1440×820×370mm
Material:	Q235
UsingSize:	1710×720×1450mm
Load bearing:	150kg
Net weight :	65kg

XB-06

MAGNETIC RESISTANCE SPINNING BIKE



XB-06 CONFIGURATION:

Floor Space:	1230mm×620mm×1220mm
Using Size:	1800mm×1150mm
Weight:	70kg
Bearing weight:	150kg
Material:	Q235
Handle outer material:	Integral dipping
Handle inner material:	Stainless steel304
Resistance adjustment method:	Magnetic Control
Color:	Customized
Main structure:	Triangular frame structure
Adjust balance:	Four-feet adjustment knob
Flywheel weight:	16kg
Packing Size:	Carton: 1200×250×980mm

XB-30

MAGNETIC RESISTANCE SPINNING BIKE



XB-30 CONFIGURATION:

Floor Space:	1300mm×630mm×1100mm
Using Size:	1800mm×1150mm
Weight:	61kg
Bearing weight:	150kg
Material:	Q235
Handle outer material:	Integral dipping
Handle inner material:	Aluminium alloy
Resistance adjustment method:	Magnetic Control
Color:	Customized
Adjust balance:	Four-leg adjustment knob
Flywheel weight:	4kg

XB-07

SPINNING BIKE



XB-07 CONFIGURATION:

Floor Space:	1230mm×620mm×1220mm
Using Size:	1800mm×1150mm
Weight:	66kg
Bearing weight:	150kg
Material:	Q235
Handle outer material:	Integral dipping
Handle inner material:	Stainless steel304
Resistance adjustment method:	Felt friction
Color:	Customized
Main structure:	Triangular frame structure
Adjust balance:	Four-leg adjustment knob
Flywheel weight:	18kg
Packing Size:	Carton: 1200×250×980mm

XB-20

SPINNING BIKE



XB-20 CONFIGURATION:

Floor Space:	1070mm×540mm×1120mm
Using Size:	1800mm×1150mm
Weight:	60.5kg
Bearing weight:	150kg
Material:	Q235
Handle outer material:	Integral dipping
Handle inner material:	Aluminium alloy
Resistance adjustment method:	Felt friction
Color:	Customized
Adjust balance:	Four-leg adjustment knob
Flywheel weight:	16kg
Packing Size:	Carton: 1120×945×295mm

XF50
AIR BIKE



XF-50 CONFIGURATION:

Using Size:	1293×592×1229mm
Load bearing:	Max user 150kg
Net weight :	74kg
Working temperature:	0~40°C
Packing Size:	1230×530×890mm

XF-02
SKI MACHINE



XF-02 CONFIGURATION:

Using Size:	1300×600×2140mm
Load bearing:	Max user 150kg
Net weight :	38kg
Working temperature:	0~40°C
Packing Size:	1230×570×690mm

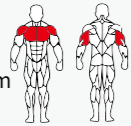


STRENGTH
BF SERIES

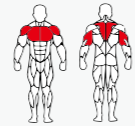
PIN-SELECTED



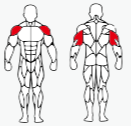
BF01
CHEST PRESS
 Weight:285kg
 Size:1045×1500×1600mm
 Packing Size:1720×1020×1270mm
 Weight Stack:96+4.6kg



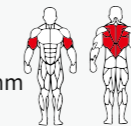
BF02
PEC FLY
 Weight:285.5kg
 Size:1490×830×2190mm
 Packing Size:2120×1020×820mm
 Weight Stack:96+4.6kg



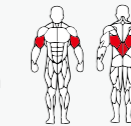
BF03
SHOULDER PRESS
 Weight:273kg
 Size:1700×1440×1600mm
 Packing Size:1620×1320×850mm
 Weight Stack:96+4.6kg



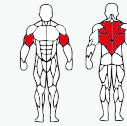
BF07
ROWING MACHINE
 Weight:253kg
 Size:1240×1230×1600mm
 Packing Size:1620×1020×1040mm
 Weight Stack:117+4.6kg



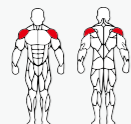
BF08
LAT PULLDOWN
 Weight:270kg
 Size:1770×1360×2280mm
 Packing Size:1970×870×620mm
 Weight Stack:96+4.6kg



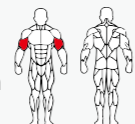
BF09
LOW ROW
 Weight:239kg
 Size:1840×790×1840mm
 Packing Size:1970×870×620mm
 Weight Stack:96+4.6kg



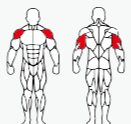
BF04
LATERAL RAISE
 Weight:261kg
 Size:1220×1220×1600mm
 Packing Size:1620×1220×750mm
 Weight Stack:96+4.6kg



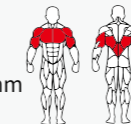
BF05
BICEPS CURL
 Weight:285kg
 Size:1220×1570×1600mm
 Packing Size:1620×1120×790mm
 Weight Stack:96+4.6kg



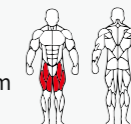
BF06
SEATED DIP
 Weight:270kg
 Size:1310×1200×1600mm
 Packing Size:1620×1020×660mm
 Weight Stack:96+4.6kg



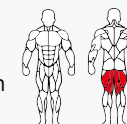
BF10
DIP/CHIN ASSIST
 Weight:324kg
 Size:1560×1530×2210mm
 Packing Size:2220×1220×1050mm
 Weight Stack:96+4.6kg



BF11
LEG EXTENSION
 Weight:268.5kg
 Size:1600×1200×1600mm
 Packing Size:1620×1020×740mm
 Weight Stack:96+4.6kg



BF12
SEATED LEG CURL
 Weight:302.5kg
 Size:1550×1170×1600mm
 Packing Size:1720×1020×770mm
 Weight Stack:96+4.6kg





BF13
PRONE LEG CURL

Weight: 250kg
Size: 1560 × 1050 × 1600mm
Packing Size: 1620 × 1120 × 640mm
Weight Stack: 96+4.6kg

BF14
LEG PRESS

Weight: 332.5kg
Size: 2020 × 1100 × 1630mm
Packing Size: 2220 × 1320 × 620mm
Weight Stack: 117+4.6kg

BF16
INNER THIGH ADDUCTOR

Weight: 250kg
Size: 1690 × 1580 × 1600mm
Packing Size: 1620 × 1320 × 720mm
Weight Stack: 96+4.6kg

BF20
ROTARY TORSO

Weight: 251kg
Size: 1080 × 1210 × 1660mm
Packing Size: 1620 × 1120 × 790mm
Weight Stack: 96+4.6kg

BF30
SHOULDER PRESS/SEATED CHEST PRESS

Weight: kg
Size: 1940 × 1390 × 1600mm
Packing Size: 2020 × 1020 × 610mm
Weight Stack: 96+4.6kg

BF31
BICEP/TRICEP

Weight: 243kg
Size: 1340 × 1150 × 1600mm
Packing Size: 1620 × 1120 × 790mm
Weight Stack: 96+4.6kg



BF17
OUTER THIGH ABDUCTOR

Weight: 250kg
Size: 1690 × 1580 × 1600mm
Packing Size: 1620 × 1320 × 720mm
Weight Stack: 96+4.6kg

BF18
BACK EXTENSION

Weight: 252.5kg
Size: 1340 × 1070 × 1600mm
Packing Size: 1620 × 1020 × 640mm
Weight Stack: 96+4.6kg

BF19
ABDOMINAL

Weight: 295kg
Size: 1340 × 1650 × 1580mm
Packing Size: 1620 × 1120 × 790mm
Weight Stack: 96+4.6kg

BF32
LAT PULLDOWN/LOW ROW

Weight: 275kg
Size: 2140 × 1350 × 2420mm
Packing Size: 2120 × 870 × 840mm
Weight Stack: 138kg

BF33
LEG CURL/EXTENSION





Weight: 299kg
Size: 1390 × 1190 × 1600mm
Packing Size: 1620 × 1000 × 860mm
Weight Stack: 96+4.6kg

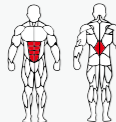
BF34
ABDUCTOR/ADDUCTOR

Weight: 275kg
Size: 1690 × 1600 × 1600mm
Packing Size: 1620 × 1320 × 720mm
Weight Stack: 117+4.6kg



BF35
ABDOMINAL CRUNCH/LOW BACK

 Weight: kg
 Size:1290×1160×1600mm
 Packing Size:1620×1040×770mm
 Weight Stack:117+4.6kg

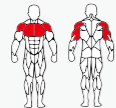




STRENGTH
BL SERIES
PLATE LOADED



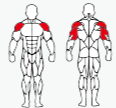
BL01
CHEST PRESS
 Weight: 155.5kg
 Size: 1790×1570×1605mm
 Packing Size: 1580×1320×590mm



BL02
INCLINE PECFLY
 Weight: 197.5kg
 Size: 1663.5×2358×1605mm
 Packing Size: 1620×1320×720mm



BL03
SHOULDER PRESS
 Weight: 185.5kg
 Size: 1967×1547×1523mm
 Packing Size: 1570×1320×690mm



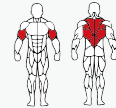
BL07
LATERAL ROW
 Weight: 155kg
 Size: 2084×1567×1605mm
 Packing Size: 1770×1420×890mm



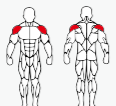
BL08
FIXED PULLDOWN
 Weight: 179.5kg
 Size: 2113×1735×1945mm
 Packing Size: 2120×1420×690mm



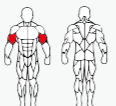
BL09
LOW ROW
 Weight: 163kg
 Size: 2530×1567×1615mm
 Packing Size: 1920×1320×740mm



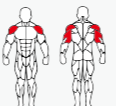
BL04
LATERAL RAISE
 Weight: 118.5kg
 Size: 1156×1567×1603mm
 Packing Size: 1420×1270×590mm



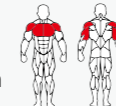
BL05
BICEPS CURL
 Weight: 180kg
 Size: 1560×2070×1215mm
 Packing Size: 2120×1120×590mm



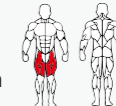
BL06
TRICEPS EXTENSION
 Weight: 126.5kg
 Size: 1575×1630×1120mm
 Packing Size: 1700×1090×650mm



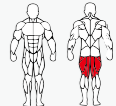
BL10
LAYDOWN CHEST PRESS
 Weight: 200kg
 Size: 2590×1570×1605mm
 Packing Size: 1770×1420×670mm



BL11
LEG EXTENSION
 Weight: 187kg
 Size: 1620×1760×1290mm
 Packing Size: 1620×1020×680mm

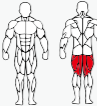


BL12
KNEELING LEG CURL
 Weight: 186kg
 Size: 1559×2068×1483mm
 Packing Size: 1620×1320×720mm






BL13
PRONE LEG CURL
Weight:163.5kg
Size:1684×1818×882mm
Packing Size:1620×1120×680mm



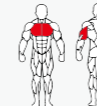
BL14
LINEAR LEG PRESS
Weight:340kg
Size:2510×1730×1610mm
Packing Size:1920×1320×840mm




BL15
LEG PRESS
Weight:210kg
Size:2367×1567×1593mm
Packing Size:1920×1320×740mm



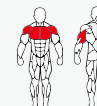
BL21
ROWER MACHINE
Weight:70kg
Size:1533×2000×940mm
Packing Size:1420×1020×670mm




BL22
HIP GLUTE
Weight:194kg
Size:1650×2150×1600mm
Packing Size:2020×1270×690mm



BL24
LAYDOWN CHEST PRESS
Weight:191kg
Size:1610×2450×1600mm
Packing Size:1670×1370×670mm





BL18
CHEST PRESS
Weight:162kg
Size:1625×1850×1600mm
Packing Size:1620×1320×610mm




BL19
INCLINE CHEST PRESS
Weight:191.5kg
Size:1560×1850×1700mm
Packing Size:2120×1270×590mm




BL20
MULTI-FUNCTION PRESS
Weight:250.5kg
Size:2410×2000×2100mm
Packing Size:2140×1120×750mm




BL25
TRICEPS PRESS
Weight:155.5kg
Size:2250×1660×1050mm
Packing Size:1920×1120×600mm



BL27
ASSIST DIP/CHIN
Weight:210kg
Size:2410×2480×2000mm
Packing Size:2000×1170×540mm



BL28
LATERAL ROWING
Weight:185.5kg
Size:2210×1570×1600mm
Packing Size:2020×1320×890mm





BL29
PULL DOWN

Weight: 210kg
Size: 1458 × 1735 × 2009mm
Packing Size: 1700 × 1420 × 790mm

BL31
HIP THRUST

Weight: 225kg
Size: 2070 × 1802 × 1590mm
Packing Size: 1620 × 1120 × 670mm

BL32
PENDULUM KICKBACK

Weight: 152kg
Size: 1825 × 1550 × 1480mm
Packing Size: 1670 × 1370 × 670mm

BL33
DUAL 45 HIP EXTENSION

Weight: 175.5kg
Size: 1712 × 1392 × 1450mm
Packing Size: 1520 × 1220 × 710mm

BL34
ABDUCTOR/ADDUCTOR

Weight: kg
Size: 1515 × 1060 × 1105mm
Packing Size: mm

BL53
SQUAT TRAINER

Weight: 180.5kg
Size: 1745 × 1712 × 1605mm
Packing Size: 1700 × 1220 × 590mm



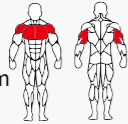
BRTW

STRENGTH
BH SERIES

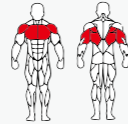
PIN-SELECTED



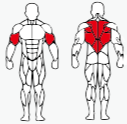
BH01
CHEST PRESS
 Weight: 269kg
 Size: 1045 × 1500 × 1480mm
 Packing Size: 1720 × 1020 × 1140mm
 Weight Stack: 96+4.6kg



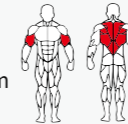
BH02
PEC FLY
 Weight: 269.5kg
 Size: 1490 × 800 × 2190mm
 Packing Size: 2120 × 1120 × 690mm
 Weight Stack: 96+4.6kg



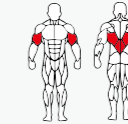
BH03
SHOULDER PRESS
 Weight: 257kg
 Size: 1700 × 1440 × 1480mm
 Packing Size: 1620 × 1320 × 720mm
 Weight Stack: 96+4.6kg



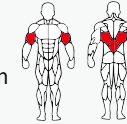
BH07
ROWING MACHINE
 Weight: 237kg
 Size: 1240 × 1230 × 1480mm
 Packing Size: 1520 × 1020 × 910mm
 Weight Stack: 96+4.6kg



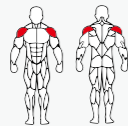
BH08
LAT PULLDOWN
 Weight: 254kg
 Size: 1770 × 1360 × 2280mm
 Packing Size: 1920 × 870 × 490mm
 Weight Stack: 96+4.6kg



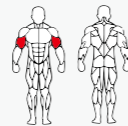
BH08B
ISO LAT PULL DOWN MACHINE
 Weight: 275kg
 Size: 1510 × 1230 × 1960mm
 Packing Size: 1870 × 1170 × 640mm
 Weight Stack: 96+4.6kg



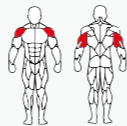
BH04
LATERAL RAISE
 Weight: 245kg
 Size: 1220 × 1220 × 1480mm
 Packing Size: 1620 × 1020 × 610mm
 Weight Stack: 96+4.6kg



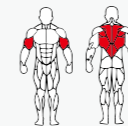
BH05
BICEPS CURL
 Weight: 269kg
 Size: 1220 × 1570 × 1480mm
 Packing Size: 1520 × 1120 × 740mm
 Weight Stack: 96+4.6kg



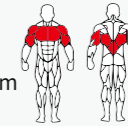
BH06
SEATED DIP
 Weight: 254kg
 Size: 1310 × 1200 × 1480mm
 Packing Size: 1520 × 1120 × 610mm
 Weight Stack: 96+4.6kg



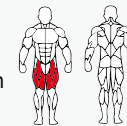
BH09
LOW ROW
 Weight: 223kg
 Size: 1840 × 790 × 1840mm
 Packing Size: 1920 × 870 × 490mm
 Weight Stack: 96+4.6kg



BH10
DIP/CHIN ASSIST
 Weight: 308kg
 Size: 1560 × 1530 × 2210mm
 Packing Size: 2220 × 1220 × 1050mm
 Weight Stack: 96+4.6kg

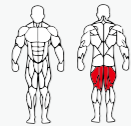


BH11
LEG EXTENSION
 Weight: 252.5kg
 Size: 1600 × 1200 × 1480mm
 Packing Size: 1570 × 1020 × 610mm
 Weight Stack: 96+4.6kg

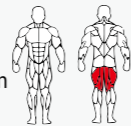




BH12
SEATED LEG CURL
 Weight: 286.5kg
 Size: 1550 × 1170 × 1480mm
 Packing Size: 1720 × 1020 × 690mm
 Weight Stack: 96+4.6kg



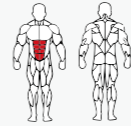
BH13
PRONE LEG CURL
 Weight: 234kg
 Size: 1560 × 1050 × 1480mm
 Packing Size: 1520 × 1120 × 540mm
 Weight Stack: 96+4.6kg



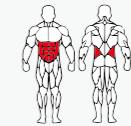
BH14
LEG PRESS
 Weight: 295.5kg
 Size: 2020 × 1100 × 1630mm
 Packing Size: 2220 × 1320 × 510mm
 Weight Stack: 117+4.6kg



BH19
ABDOMINAL
 Weight: 279kg
 Size: 1340 × 1650 × 1580mm
 Packing Size: 1520 × 1120 × 740mm
 Weight Stack: 96+4.6kg



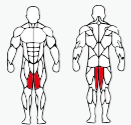
BH20
ROTARY TORSO
 Weight: 235kg
 Size: 1080 × 1210 × 1660mm
 Packing Size: 1570 × 1120 × 740mm
 Weight Stack: 96+4.6kg



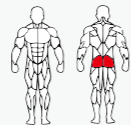
BH21
ADJUSTABLE CROSSOVER
 Weight: 390kg
 Size: 4230 × 725 × 2390mm
 Packing Size: 2670 × 1220 × 940mm
 Weight Stack: 96kg × 2



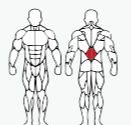
BH16
INNER THIGH ADDUCTOR
 Weight: 234kg
 Size: 1690 × 1580 × 1480mm
 Packing Size: 1520 × 1320 × 690mm
 Weight Stack: 96+4.6kg



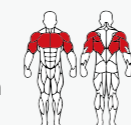
BH17
OUTER THIGH ABDUCTOR
 Weight: 234kg
 Size: 1690 × 1580 × 1480mm
 Packing Size: 1520 × 1320 × 690mm
 Weight Stack: 96+4.6kg



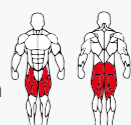
BH18
BACK EXTENSION
 Weight: 236.5kg
 Size: 1340 × 1070 × 1480mm
 Packing Size: 1520 × 1020 × 610mm
 Weight Stack: 96+4.6kg



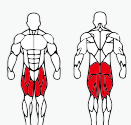
BH22
FUNCTIONAL TRAINER
 Weight: 395kg
 Size: 1600 × 1200 × 2365mm
 Packing Size: 2470 × 1220 × 450mm
 Weight Stack: 96kg × 2



BH23
SMITH MACHINE
 Weight: kg
 Size: 2120 × 1320 × 2350mm
 Packing Size: 2420 × 1420 × 490mm



BH24
LEG PRESS
 Weight: kg
 Size: 2490 × 660 × 1653mm
 Packing Size: 2120 × 1520 × 790mm

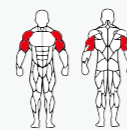




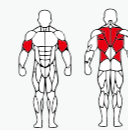
BH30
SHOULDER PRESS/SEATED CHEST PRESS
 Weight: 265kg
 Size: 1940 × 1390 × 1480mm
 Packing Size: 2020 × 1020 × 610mm
 Weight Stack: 96+4.6kg



BH31
BICEP/TRICEP
 Weight: 227kg
 Size: 1340 × 1150 × 1480mm
 Packing Size: 1570 × 970 × 670mm
 Weight Stack: 96+4.6kg



BH32
LAT PULLDOWN/LOW ROW
 Weight: 300kg
 Size: 2140 × 1350 × 2420mm
 Packing Size: 2120 × 870 × 690mm
 Weight Stack: 138kg



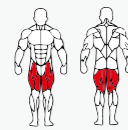
BH40
FLAT BENCH
 Weight: 24.5kg
 Size: 1340 × 560 × 430mm
 Packing Size: 1360 × 440 × 330mm

BH41
Adjustable abdominal bench
 Weight: 60kg
 Size: 1710 × 880 × 840mm
 Packing Size: 1810 × 670 × 710mm

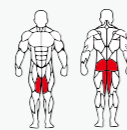
BH42
Multi-purpose bench
 Weight: 116kg
 Size: 1670 × 1370 × 1240mm
 Packing Size: 1820 × 1120 × 510mm



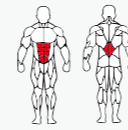
BH33
LEG CURL/ EXTENSION
 Weight: 283kg
 Size: 1390 × 1190 × 1480mm
 Packing Size: 1518 × 968 × 738mm
 Weight Stack: 96+4.6kg



BH34
ABDUCTOR/ADDUCTOR
 Weight: 259kg
 Size: 1690 × 1600 × 1480mm
 Packing Size: 1718 × 1118 × 718mm
 Weight Stack: 117+4.6kg



BH35
ABDOMINAL CRUNCH/LOW BACK
 Weight: 244kg
 Size: 1290 × 1160 × 1480mm
 Packing Size: 1520 × 970 × 640mm
 Weight Stack: 96+4.6kg



BH43
ADJUSTABLE BENCH
 Weight: 53.5kg
 Size: 1520 × 440 × 730mm
 Packing Size: 1430 × 580 × 400mm

BH44
SEATED PREACHER CURL
 Weight: 55kg
 Size: 1310 × 960 × 810mm
 Packing Size: 1210 × 860 × 400mm

BH45
BACK EXTENSION
 Weight: 69kg
 Size: 1600 × 750 × 950mm
 Packing Size: 1620 × 1020 × 560mm



BH46
FLAT OLYMPIC BENCH
Weight: 87kg
Size: 1950 × 1550 × 1810mm
Packing Size: 1470 × 1120 × 590mm

BH47
INCLINE OLYMPIC BENCH
Weight: 95kg
Size: 2220 × 1480 × 1800mm
Packing Size: 1620 × 1120 × 590mm

BH48
Olympic Decline Bench
Weight: 111.5kg
Size: 2350 × 1360 × 1800mm
Packing Size: 1570 × 1120 × 590mm

BH52
WEIGHT PLATE TREE
Weight: 27kg
Size: 1030 × 720 × 660mm
Packing Size: 1010 × 920 × 260mm

BH60
MULTI-JUNGLE(5 STATION)
Weight: kg
Size: 4830 × 3795 × 2390mm
Packing Size: 2470 × 1220 × 860 / 2470 × 920 × 990mm
Weight Stack: 96kg × 5

BH61
MULTI-JUNGLE(8 STATION)
Weight: kg
Size: 5880 × 3800 × 2530mm
Packing Size: 2474 × 1424 × 1130 / 2474 × 924 × 990mm
Weight Stack: 96kg × 8



BH49
SQUAT RACK
Weight: 121kg
Size: 1830 × 1930 × 1220mm
Packing Size: 1720 × 1120 × 590mm

BH50
Dumbbell Rack
Weight: kg
Size: 2250 × 520 × 840mm
Packing Size: 2330 × 300 × 180mm
960 × 730 × 280mm

BH51
Barbell Rack
Weight: 79.5kg
Size: 1280 × 910 × 1620mm
Packing Size: 1720 × 1320 × 460mm



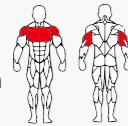
BRTW

STRENGTH
TY SERIES

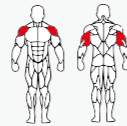
PIN-SELECTED



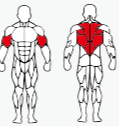
TY01
CHEST PRESS
 Weight: 252kg
 Size: 1550 × 1500 × 1630mm
 Packing Size: 1720 × 1120 × 700mm
 Weight Stack: 100kg



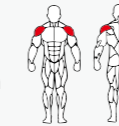
TY02
SHOULDER PRESS
 Weight: 267kg
 Size: 1980 × 1450 × 1630mm
 Packing Size: 1620 × 1120 × 530mm
 Weight Stack: 100kg



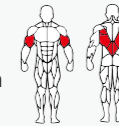
TY03
ROWING MACHINE
 Weight: 240kg
 Size: 1330 × 1340 × 1630mm
 Packing Size: 1620 × 1120 × 530mm
 Weight Stack: 100kg



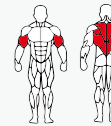
TY07
LATERAL RAISE
 Weight: 237kg
 Size: 1340 × 1320 × 1630mm
 Packing Size: 1820 × 1120 × 700mm
 Weight Stack: 80kg



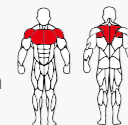
TY08
LAT PULLDOWN
 Weight: 286kg
 Size: 1720 × 1580 × 1830mm
 Packing Size: 1620 × 1170 × 510mm
 Weight Stack: 100kg



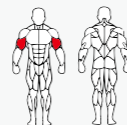
TY09
LOW ROW
 Weight: 230kg
 Size: 1760 × 1080 × 1630mm
 Packing Size: 1820 × 1120 × 700mm
 Weight Stack: 100kg



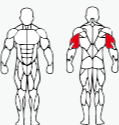
TY04
PEC FLY
 Weight: 274kg
 Size: 1490 × 1340 × 2080mm
 Packing Size: 2120 × 1120 × 570mm
 Weight Stack: 80kg



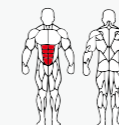
TY05
BICEPS CURL
 Weight: 220kg
 Size: 1360 × 1160 × 1630mm
 Packing Size: 1620 × 1120 × 530mm
 Weight Stack: 80kg



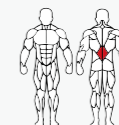
TY06
TRICEPS PRESS
 Weight: 223kg
 Size: 1400 × 1160 × 1630mm
 Packing Size: 1620 × 1120 × 530mm
 Weight Stack: 80kg



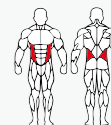
TY10
TOTAL ABDOMINAL
 Weight: 227kg
 Size: 1420 × 1130 × 1630mm
 Packing Size: 1620 × 920 × 470mm
 Weight Stack: 80kg



TY11
BACK EXTENSION
 Weight: 232kg
 Size: 1430 × 1170 × 1630mm
 Packing Size: 1620 × 920 × 510mm
 Weight Stack: 100kg

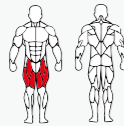


TY12
ROTARY TORSO
 Weight: 252kg
 Size: 1120 × 1390 × 1630mm
 Packing Size: 1620 × 1120 × 510mm
 Weight Stack: 80kg

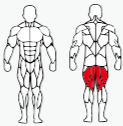




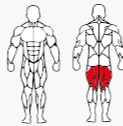
TY13
LEG EXTENSION
 Weight:279kg
 Size:1320×1270×1630mm
 Packing Size:1620×1120×510mm
 Weight Stack:100kg



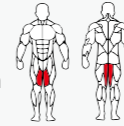
TY14
SEATED LEG CURL
 Weight:298kg
 Size:1660×1280×1630mm
 Packing Size:1620×1120×510mm
 Weight Stack:100kg



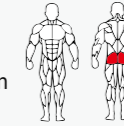
TY15
PRONE LEG CURL
 Weight:257kg
 Size:1630×1120×1630mm
 Packing Size:1620×1120×510mm
 Weight Stack:100kg



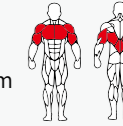
TY19
INNER THIGH ADDUCTOR
 Weight: 234kg
 Size:1320×1500×1630mm
 Packing Size:1620×1120×570mm
 Weight Stack:80kg



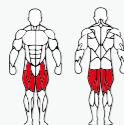
TY20
OUTER THIGH ABDUCTOR
 Weight:229kg
 Size:1320×1400×1630mm
 Packing Size:1620×1120×570mm
 Weight Stack:80kg



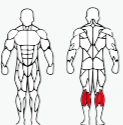
TY24
DIP/CHIN ASSIST
 Weight:332kg
 Size:1570×1230×2250mm
 Packing Size:2350×1170×580mm
 Weight Stack:100kg



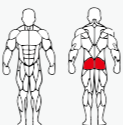
TY16
LEG PRESS
 Weight:357kg
 Size:1980×1220×1630mm
 Packing Size:1820×1120×700mm
 Weight Stack:100kg



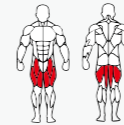
TY17
SEATED CALF
 Weight:252kg
 Size:1340×1120×1630mm
 Packing Size:1620×920×450mm
 Weight Stack:100kg



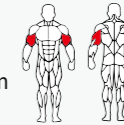
TY18
REAR KICK
 Weight:222kg
 Size:1350×1000×1630mm
 Packing Size:1620×1120×530mm
 Weight Stack:100kg



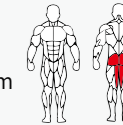
TY25
LEG CURL/ EXTENSION
 Weight:294kg
 Size:1720×1250×1630mm
 Packing Size:1620×1120×720mm
 Weight Stack:100kg



TY26
BICEP/TRICEP
 Weight: 232kg
 Size:1520×1190×1630mm
 Packing Size:1620×1120×530mm
 Weight Stack:80kg

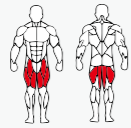


TY27
ABDUCTOR/ADDUCTOR
 Weight:244kg
 Size:1450×1330×1630mm
 Packing Size:1620×1120×570mm
 Weight Stack:80kg

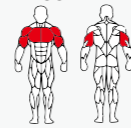




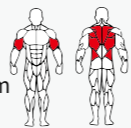
TY28
PRONE LEG CURL/LEG EXTENSION
 Weight: 264kg
 Size: 1260 × 1860 × 1630mm
 Packing Size: 1620 × 1120 × 570mm
 Weight Stack: 100kg



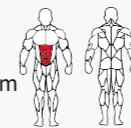
TY29
SHOULDER PRESS/SEATED CHEST PRESS
 Weight: 277kg
 Size: 1500 × 1970 × 1630mm
 Packing Size: 2120 × 1120 × 570mm
 Weight Stack: 100kg



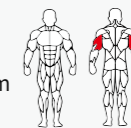
TY30
LAT PULLDOWN/LOW ROW
 Weight: 286kg
 Size: 1860 × 1660 × 2180mm
 Packing Size: 2220 × 1120 × 470mm
 Weight Stack: 100kg



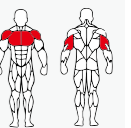
TY35
ABDOMINAL
 Weight: 245kg
 Size: 1420 × 1350 × 1630mm
 Packing Size: 1720 × 1120 × 1020mm
 Weight Stack: 100kg



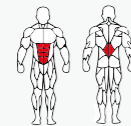
TY36
SEATED DIP
 Weight: 240kg
 Size: 1430 × 1200 × 1630mm
 Packing Size: 1720 × 1120 × 570mm
 Weight Stack: 80kg



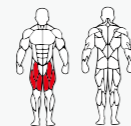
TY37
CHEST PRESS
 Weight: 230kg
 Size: 1445 × 1445 × 1630mm
 Packing Size: 1720 × 1120 × 680mm
 Weight Stack: 100kg



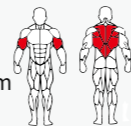
TY31
ABDOMINAL CRUNCH/LOW BACK
 Weight: 227kg
 Size: 1420 × 1200 × 1630mm
 Packing Size: 1620 × 1120 × 530mm
 Weight Stack: 80kg



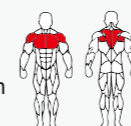
TY32
MULTI HIP
 Weight: 227kg
 Size: 1200 × 1060 × 1630mm
 Packing Size: 1620 × 1120 × 730mm
 Weight Stack: 80kg



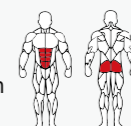
TY33
LAT PULLDOWN
 Weight: 261kg
 Size: 1600 × 1660 × 2080mm
 Packing Size: 2220 × 1120 × 470mm
 Weight Stack: 100kg



TY38
PEC FLY
 Weight: 250kg
 Size: 1915 × 1160 × 2045mm
 Packing Size: 2120 × 1120 × 570mm
 Weight Stack: 80kg



TY39
HIP GLUTE
 Weight: 243kg
 Size: 1560 × 1535 × 1630mm
 Packing Size: 1820 × 870 × 600mm
 Weight Stack: 100kg



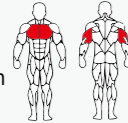


STRENGTH
HS SERIES

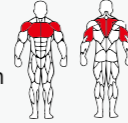
HS系列(插片)
PIN-SELECTED



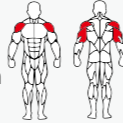
HS01
CHEST PRESS
 Weight: 229kg
 Size: 1500×1100×1630mm
 Packing Size: 1720×1120×570mm
 Weight Stack: 96kg+4.6kg



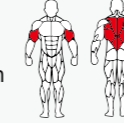
HS02
PEARL DELT/PEC FLY
 Weight: 228kg
 Size: 1260×1480×1980mm
 Packing Size: 2020×1170×370mm
 Weight Stack: 96kg+4.6kg



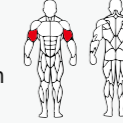
HS04
SHOULDER PRESS
 Weight: 224kg
 Size: 1360×1430×1630mm
 Packing Size: 1720×1170×440mm
 Weight Stack: 96kg+4.6kg



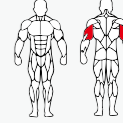
HS08
ROWING MACHINE
 Weight: 234kg
 Size: 1280×860×1915mm
 Packing Size: 2020×920×590mm
 Weight Stack: 96kg+4.6kg



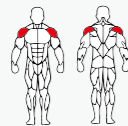
HS09
BICEPS CURL
 Weight: 198kg
 Size: 1140×1100×1400mm
 Packing Size: 1720×820×420mm
 Weight Stack: 96kg+4.6kg



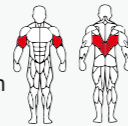
HS10
TRICEPS EXTENSION
 Weight: 209kg
 Size: 1140×1100×1400mm
 Packing Size: 1620×820×370mm
 Weight Stack: 96kg+4.6kg



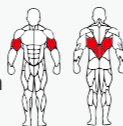
HS05
LATERAL RAISE
 Weight: 233kg
 Size: 1100×1000×1630mm
 Packing Size: 1720×820×420mm
 Weight Stack: 96kg+4.6kg



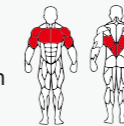
HS06
FIXED PULLDOWN
 Weight: 228kg
 Size: 1425×1335×1900mm
 Packing Size: 1720×1170×440mm
 Weight Stack: 96kg+4.6kg



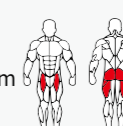
HS07
LAT PULLDOWN
 Weight: 202kg
 Size: 1480×870×2265mm
 Packing Size: 2320×1320×320mm
 Weight Stack: 96kg+4.6kg



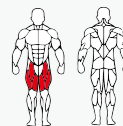
HS11
DIP /CHIN ASSIST
 Weight: 304kg
 Size: 1200×1100×2200mm
 Packing Size: 2270×820×470mm
 Weight Stack: 96kg+4.6kg



HS12
LEG PRESS
 Weight: 334kg
 Size: 1860×1070×1800mm
 Packing Size: 1920×1120×580mm
 Weight Stack: 124kg+4.6kg



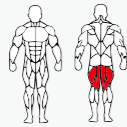
HS13
LEG EXTENSION
 Weight: 236kg
 Size: 1290×1050×1635mm
 Packing Size: 1820×820×520mm
 Weight Stack: 96kg+4.6kg





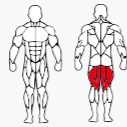
HS14
SEATED LEG CURL

Weight: 252kg
Size: 1270 × 1030 × 1635mm
Packing Size: 1820 × 820 × 570mm
Weight Stack: 96kg + 4.6kg



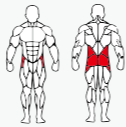
HS15
PRONE LEG CURL

Weight: 219kg
Size: 1500 × 950 × 1400mm
Packing Size: 1620 × 820 × 470mm
Weight Stack: 96kg + 4.6kg



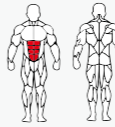
HS16
OUTER THIGH ABDUCTOR

Weight: 228kg
Size: 1500 × 700 × 1400mm
Packing Size: 1520 × 820 × 650mm
Weight Stack: 96kg + 4.6kg



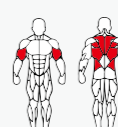
HS22
ABDOMINAL CRUNCH

Weight: 214kg
Size: 1500 × 885 × 1400mm
Packing Size: 1520 × 870 × 500mm
Weight Stack: 96kg + 4.6kg



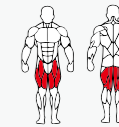
HS23
LOW ROW

Weight: 230kg
Size: 1980 × 850 × 1800mm
Packing Size: 1840 × 820 × 530mm
Weight Stack: 96kg + 4.6kg



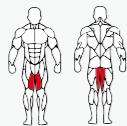
HS31
LEG CURL/EXTENSION

Weight: 256kg
Size: 1290 × 1050 × 1635mm
Packing Size: 1820 × 820 × 620mm
Weight Stack: 96kg + 4.6kg



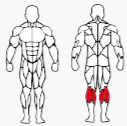

HS17
INNER THIGH ADDUCTOR

Weight: 229kg
Size: 1500 × 700 × 1400mm
Packing Size: 1520 × 820 × 650mm
Weight Stack: 96kg + 4.6kg



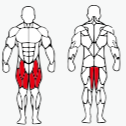
HS18
STANDING CALF RAISE

Weight: 220kg
Size: 1380 × 1100 × 1830mm
Packing Size: 1920 × 820 × 470mm
Weight Stack: 96kg + 4.6kg




HS20
MULTI HIP

Weight: 240kg
Size: 1735 × 1050 × 1800mm
Packing Size: 1870 × 1120 × 470mm
Weight Stack: 96kg + 4.6kg



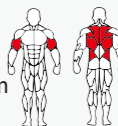
HS32
ABDUCTOR/ADDUCTOR

Weight: 240kg
Size: 1500 × 700 × 1400mm
Packing Size: 1700 × 820 × 690mm
Weight Stack: 96kg + 4.6kg



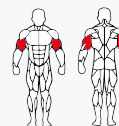
HS33
LAT PULLDOWN/LOW ROW

Weight: 250kg
Size: 2150 × 850 × 2260mm
Packing Size: 2320 × 1320 × 530mm
Weight Stack: 96kg + 4.6kg



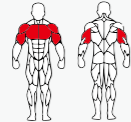
HS34
BICEPS/TRICEPS

Weight: 213kg
Size: 1215 × 1055 × 1405mm
Packing Size: 1620 × 820 × 470mm
Weight Stack: 96kg + 4.6kg

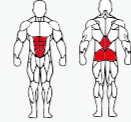




HS35
SHOULDER PRESS/SEATED CHEST PRESS
Weight: 270kg
Size: 1885 × 1400 × 1635mm
Packing Size: 1920 × 950 × 470mm
Weight Stack: 96kg+4.6kg



HS36
ABDOMINAL CRUNCH/LOW BACK
Weight: 205 kg
Size: 1165 × 1040 × 1400mm
Packing Size: 1520 × 820 × 570mm
Weight Stack: 96kg+4.6kg




HS37
PRONE LEG CURL/LEG EXTENSION
Weight: 225kg
Size: 1540 × 1050 × 1635mm
Packing Size: 1840 × 820 × 490mm
Weight Stack: 96kg+4.6kg



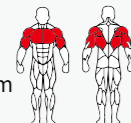
TB36
FLAT BENCH
Weight: 36kg
Size: 1420 × 570 × 430mm
Packing Size: 1420 × 420 × 250mm

TB37
ADJUSTABLE ABDOMINAL BENCH
Weight: 48kg
Size: 1660 × 670 × 770mm
Packing Size: 1440 × 590 × 420mm

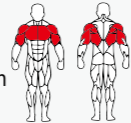
TB38
MULTI-PURPOSE BENCH
Weight: 28kg
Size: 1200 × 670 × 840mm
Packing Size: 1240 × 440 × 270mm



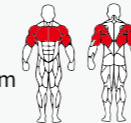
TB15
ADJUSTABLE CROSSOVER
Weight: 330kg
Size: 4140 × 1030 × 2300mm
Packing Size: 2690 × 1120 × 570mm
Weight Stack: 80kg × 2



TB16
ADJUSTABLE CROSSOVER
Weight: 312kg
Size: 3860 × 715 × 2270mm
Packing Size: 2690 × 1120 × 790mm
Weight Stack: 80kg × 2



TB17
FUNCTIONAL TRAINER
Weight: 354kg
Size: 1050 × 1950 × 2300mm
Packing Size: 2370 × 1120 × 430mm
Weight Stack: 80kg × 2



TB39
SUPER BENCH
Weight: 45kg
Size: 1400 × 670 × 440mm
Packing Size: 1370 × 450 × 340mm

TB41
OLYMPIC DECLINE BENCH
Weight: 78kg
Size: 2060 × 1660 × 1220mm
Packing Size: 1470 × 1120 × 370mm

TB42
OLYMPIC INCLINE BENCH
Weight: 82kg
Size: 1980 × 1660 × 1400mm
Packing Size: 1470 × 1120 × 350mm



TB43
OLYMPIC FLAT BENCH
Weight:61kg
Size:1670×1660×1230mm
Packing Size:1470×1120×360mm

TB44
SEATED PREACHER CURL
Weight:46kg
Size:1340×780×940mm
Packing Size:1240×940×320mm

TB45
BACK EXTENSION
Weight:45kg
Size:1130×920×750mm
Packing Size:1240×970×440mm

TB49
DUMBBELL RACK
Weight:66kg
Size:2480×750×805mm
Packing Size:2340×310×190mm
970×740×290mm

TB50
SQUAT RACK
Weight:95kg
Size:1780×1680×1790mm
Packing Size:2240×1120×400mm

TB54
PLATE TREE
Weight:25kg
Size:580×650×1290mm
Packing Size:1240×440×270mm



TB46
INCLINE LEVEL ROW
Weight:110kg
Size:1880×850×560mm
Packing Size:1920×920×520mm

TB47
VERTICAL KNEES UP/DIP
Weight:69kg
Size:1170×750×1600mm
Packing Size:1720×1120×370mm

TB48
POWER CAGE
Weight:135kg
Size:1480×1330×2290mm
Packing Size:2270×520×420mm

TB55
BARBELL RACK
Weight:69kg
Size:1000×810×1450mm
Packing Size:1470×1120×350mm

TB56
45 DEGREE LEG PRESS
Weight:215kg
Size:2190×1640×1260mm
Packing Size:1820×1120×570mm

TB57
HACK SLIDE
Weight:203kg
Size:2240×1640×1270mm
Packing Size:2270×1410×530mm



TB59
45 DEGREE LEG PRESS/HACK SLIDE
Weight:254kg
Size:2370×1640×1450mm
Packing Size:1840×1520×690mm

TB61
INCLINE LEVEL ROW
Weight:60kg
Size:1800×1000×1160mm
Packing Size:1560×1020×490mm

TB62
SEATED CALF
Weight:53kg
Size:1460×630×1000mm
Packing Size:1370×770×360mm

TB68
POWER RACK
Weight:148kg
Size:1610×1700×2410mm
Packing Size:2370×1020×320mm

TB69
FOREARM MACHINE
Weight:110kg
Size:535×640×950mm
Packing Size:1120×720×470mm
Weight Stack:70kg

TB71
STRETCH TRAINER
Weight:46kg
Size:1450×520×1150mm
Packing Size:1220×720×520mm



TB63
SMITH MACHINE
Weight:284kg
Size:1450×2200×2200mm
Packing Size:2270×1520×420mm

TB65
SUPER SQUAT
Weight:196kg
Size:1990×1640×1450mm
Packing Size:2120×1120×570mm


TB67
3 TIER DUMBBELL RACK
Weight:69kg
Size:1640×650×1010mm
Packing Size:1440×820×370mm

TB73
3D SMITH MACHINE
Weight:265kg
Size:2220×2190×2270mm
Packing Size:2320×1020×470mm


TB80
CHIN UP/DIP & KNEE UP
Weight:89kg
Size:1470×1360×2210mm
Packing Size:2120×1120×470mm

TB86
FLAT/INCLINE/DECLINE BENCH PRESS
Weight:140kg
Size:1040×1770×1390/1600×760×580mm
Packing Size:1470×1120×570mm





TB87
 SMITH/SQUAT RACK
 Weight:362kg
 Size:2240×1935×2190mm
 Packing Size:2270×2000×420mm




TB88
 DUMBBELL RACK
 Weight:70kg
 Size:2480×720×820mm
 Packing Size:2340×310×190mm
 970×740×290mm




TB89C
 FUNCTIONAL TRAINER AND SQUAT RACK
 Weight:460kg
 Size:1940×1680×2300mm
 Packing Size:2380×1400×520mm
 Weight Stack:80kg×2



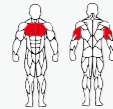
BRTW

STRENGTH
TM SERIES

PLATE LOADED



TM01
INCLINE CHEST PRESS
Weight:147kg
Size:1640×970×1937mm
Packing Size:1620×1020×570mm



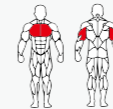
TM02
HIGH ROW
Weight:159kg
Size:1610×1530×2010mm
Packing Size:1620×1120×570mm



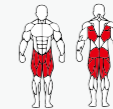
TM03
ISO-LATERAL LEG PRESS
Weight:145kg
Size:1770×1690×1500mm
Packing Size:1670×1120×770mm



TM07
WIDE CHEST PRESS
Weight:158.5kg
Size:1180×2000×1720mm
Packing Size:1620×1120×570mm



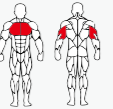
TM08
SQUAT LUNGE
Weight:120kg
Size:1630×1360×890mm
Packing Size:1620×1120×770mm



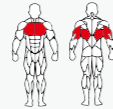
TM09
SMITH MACHINE
Weight:185kg
Size:2430×1260×2280mm
Packing Size:2320×1320×470mm



TM04
SEATED CHEST PRESS
Weight:152kg
Size:1300×1840×1860mm
Packing Size:1620×1120×570mm



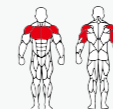
TM05
SEATED CHEST PRESS&LAT PULL DOWN
Weight:187.5kg
Size:2070×1690×2030mm
Packing Size:2120×1120×570mm



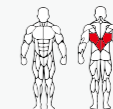
TM06
ISO-LATERAL ROW
Weight:120kg
Size:1490×1430×1380mm
Packing Size:1620×1020×570mm



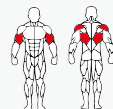
TM10
VERTICAL BENCH
Weight:100kg
Size:1840×1250×1660mm
Packing Size:1720×1120×470mm



TM11
BACK EXTENSION
Weight:46kg
Size:1360×740×800mm
Packing Size:1220×720×520mm



TM13
SEATED BY ROW
Weight:160kg
Size:1465×1625×2140mm
Packing Size:1870×1370×510mm





TM14
WEIGHT PLATE TREE
Weight:30kg
Size:740×630×1040mm
Packing Size:1120×820×220mm

TM15
SEATED INCLINE CHEST PRESS
Weight:130kg
Size:1300×1690×1530mm
Packing Size:1400×1120×570mm

TM16
FRONT LAT PULLDOWN
Weight:156kg
Size:1830×1390×1990mm
Packing Size:1970×1120×470mm

TM21
SHOULDER PRESS
Weight:145kg
Size:1410×1860×1890mm
Packing Size:1620×1120×530mm

TM22
SQUAT HIGH PULL
Weight:95kg
Size:1830×1635×1040mm
Packing Size:1470×1020×570mm

TM23
SEATED CALF MACHINE
Weight:68kg
Size:1230×750×870mm
Packing Size:1370×770×410mm



TM17
LATERAL LEG EXTENSION
Weight:125kg
Size:1650×1890×1480mm
Packing Size:1620×1120×570mm

TM18
LATERAL LEG CURL
Weight:100kg
Size:1660×2020×1000mm
Packing Size:1420×1020×650mm

TM20
ARM CURL
Weight:73kg
Size:1170×800×1080mm
Packing Size:1470×1120×400mm

TM25
LOW ROW
Weight:130kg
Size:1270×1380×1670mm
Packing Size:1620×1120×570mm

TM26
SEATED CHEST PRESS
Weight:155kg
Size:1200×1880×1800mm
Packing Size:1720×1120×570mm

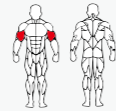
TM27
WIDE PULLDOWN
Weight:145kg
Size:1760×1180×2010
Packing Size:1620×1120×570mm



TM28
HORIZONTAL BENCH PRESS
Weight:96kg
Size:1750×1730×1110mm
Packing Size:1620×1120×570mm

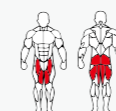


TM29
SEATED BICEPS
Weight:98kg
Size:1510×1460×1470mm
Packing Size:1420×1120×520mm

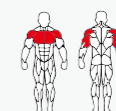


TM31
OLYMPIC SQUAT RACK
Weight:110kg
Size:1800×1700×1860mm
Packing Size:1770×870×370mm

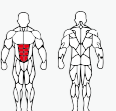
TM39
90 DEGREE LEG PRESS
Weight:150kg
Size:1320×1700×1806mm
Packing Size:1920×1120×370mm



TM42
INCLINE OLYMPIC BENCH
Weight:91.4kg
Size:1630×1710×1520mm
Packing Size:1670×870×520mm

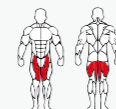


TM45
ADJUSTABLE ABDOMINAL
Weight:45kg
Size:1470×770×1040mm
Packing Size:1420×820×620mm

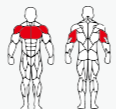


TM34
FLAT BENCH
Weight:22kg
Size:1270×470×410mm
Packing Size:1240×440×250mm

TM37A
ISO-SEATED LEG EXTENSION
Weight:154kg
Size:1480×2060×980mm
Packing Size:1420×1020×570mm



TM38
FLAT OLYMPIC BENCH
Weight:84kg
Size:1620×1710×1300mm
Packing Size:1420×1020×520mm



TM48
LAYDOWN PECFLY
Weight:74.5kg
Size:1918×1066×897mm
Packing Size:1670×840×600mm

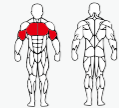


TM50
DUMBBELL RACK
Weight:62kg
Size:2093×507×785mm
Packing Size:2340×310×190mm

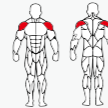
TM51
75 DEGREE INCLINE BENCH
Weight:27kg
Size:1250×630×960mm
Packing Size:1440×590×420mm



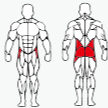
TM56
INCLINE PECFLY
Weight:105kg
Size:1740×1650×1190mm
Packing Size:1580×740×470mm



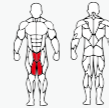
TM58
LATERAL RAISE
Weight:92kg
Size:950×1370×1330mm
Packing Size:1370×920×550mm



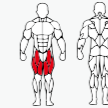
TM59
ABDUCTOR
Weight:129kg
Size:1770×1190×1190mm
Packing Size:1720×1120×570mm



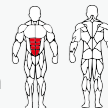
TM70
ADDUCTOR
Weight:130kg
Size:1630×1190×1190mm
Packing Size:1720×1120×570mm



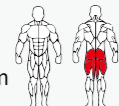
TM71
V SQUAT
Weight:200kg
Size:2440×1310×1850mm
Packing Size:2320×1020×770mm



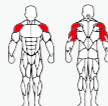
TM72
ABDOMINAL
Weight:188kg
Size:1100×2020×1600mm
Packing Size:1370×1120×620mm



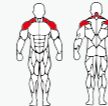
TM66
KNEELING LEG CURL
Weight:110kg
Size:1170×1800×1410mm
Packing Size:1620×1120×570mm



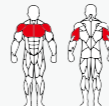
TM67
SEATED DIP
Weight:125kg
Size:1690×1590×1060mm
Packing Size:1870×1020×570mm



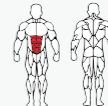
TM68
PULL OVER
Weight:160kg
Size:1680×1920×1830mm
Packing Size:1720×1120×570mm



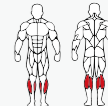
TM73
DECLINE OLYMPIC BENCH
Weight:110kg
Size:2050×1680×1300mm
Packing Size:1720×920×570mm



TM77
ABDOMINAL WORK STATION
Weight:109kg
Size:2240×930×1850mm
Packing Size:1820×1020×670mm



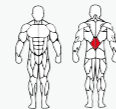
TM80
STAND CALF
Weight:74kg
Size:1220×1210×1520mm
Packing Size:1420×1220×420mm





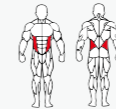
TM87
ADJUSTABLE BENCH
Weight:58kg
Size:1570×570×460mm
Packing Size:1440×480×370mm

TM89
ROMAN CHAIR
Weight:59kg
Size:1520×740×790mm
Packing Size:1220×720×520mm



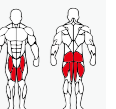
TM90
POWER CAGE
Weight:230kg
Size:1963×1720×2815mm
Packing Size:2770×1020×520mm

TM95
TORSO MACHINE
Weight:39kg
Size:1720×490×1270mm
Packing Size:1670×620×350mm

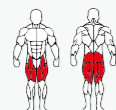


TM96
BARBELL RACK
Weight:80kg
Size:1000×740×1530mm
Packing Size:1670×1120×270mm

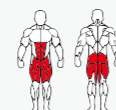
TM99
ROGER SUPER VERTICAL LEG PRESS
Weight:175kg
Size:1480×1630×1810mm
Packing Size:1920×1020×520mm



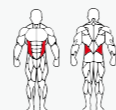
TM91
45 DEGREE LEG PRESS
Weight:256kg
Size:2400×1620×1490mm
Packing Size:2270×1120×850mm



TM92
ABDOMINAL
Weight:42kg
Size:1005×560×510mm
Packing Size:1070×620×400mm



TM94
STAND TORSO
Weight:21kg
Size:740×550×1370mm
Packing Size:1370×620×230mm



TM100
CHIN UP
Weight:69kg
Size:1240×1210×2290mm
Packing Size:2270×520×420mm

TM101
SQUAT TRAINER
Weight:220kg
Size:1980×2840×2540mm
Packing Size:2270×1120×520mm

TM102
SQUAT TRAINER
Weight:177kg
Size:1520×1400×2570mm
Packing Size:2520×1120×490mm



TM111
SQUAT TRAINER

Weight: 205kg
Size: 1850 × 1580 × 1540mm
Packing Size: 1520 × 1270 × 770mm

TM112
ABDUCTOR

Weight: 132kg
Size: 1680 × 1380 × 1410mm
Packing Size: 1420 × 1120 × 470mm

TM113
PULL DOWN TRAINER

Weight: 133kg
Size: 1620 × 1190 × 2000mm
Packing Size: 1720 × 1120 × 520mm

TM114
HACK SLIDE

Weight: 230kg
Size: 2246 × 1643 × 1382mm
Packing Size: 2140 × 1120 × 730mm

TM118
HIP GLUTE

Weight: 105kg
Size: 1745 × 1485 × 800mm
Packing Size: 1370 × 920 × 550mm



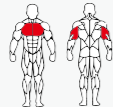
BRTW

STRENGTH
TN SERIES

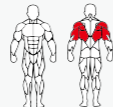
PLATE LOADED



TN01
INCLINE CHEST PRESS
Weight:149kg
Size:1600×990×1950mm
Packing Size:1620×1120×570mm



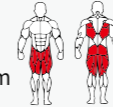
TN02
ROWING LAT PULL DOWN
Weight:160kg
Size:1600×1600×2030mm
Packing Size:1620×1120×570mm



TN04
SEATED CHEST PRESS
Weight:160kg
Size:1920×1300×1880mm
Packing Size:1620×1120×570mm

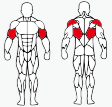


TN08
SQUAT LUNGE
Weight:90kg
Size:1365×1720×880mm
Packing Size:1470×1020×1070mm

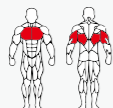


TN09
SMITH MACHINE
Weight:187kg
Size:2230×1280×2280mm
Packing Size:2320×1320×470mm

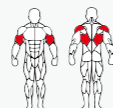
TN13
SEATED DUMBBELL ROW
Weight:160kg
Size:1465×1625×2140mm
Packing Size:1870×1370×520mm



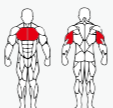
TN05
SEATED CHEST PRESS & LAT PULL DOWN
Weight:192kg
Size:2150×1690×2030mm
Packing Size:2120×1140×570mm



TN06
ISO-LATERAL ROW
Weight:128kg
Size:1500×1440×1370mm
Packing Size:1620×1120×570mm

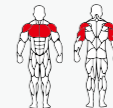


TN07
WIDE CHEST PRESS
Weight:161kg
Size:1220×2030×1820mm
Packing Size:1870×1170×620mm

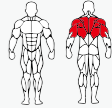


TN14
WEIGHT PLATE TREE
Weight:30kg
Size:760×630×1140mm
Packing Size:1120×820×220mm

TN15
SEATED INCLINE CHEST PRESS
Weight:128kg
Size:1280×1700×1575mm
Packing Size:1400×1120×570mm

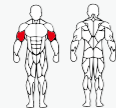


TN16
FRONT LAT PULLDOWN
Weight:155kg
Size:1930×1520×2020mm
Packing Size:1970×1120×470mm





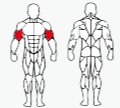
TN20
ARM CURL
Weight: 79kg
Size: 1150 × 820 × 1060mm
Packing Size: 1370 × 770 × 410mm



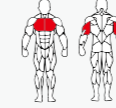
TN21
SHOULDER PRESS
Weight: 150kg
Size: 1860 × 1460 × 1920mm
Packing Size: 1620 × 1120 × 530mm



TN22
SQUAT LUNGE
Weight: 92kg
Size: 1745 × 1655 × 1065mm
Packing Size: 1470 × 1020 × 570mm



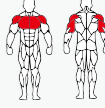
TN26
SEATED CHEST PRESS
Weight: 156kg
Size: 1290 × 1910 × 1860mm
Packing Size: 1720 × 1120 × 570mm



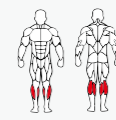
TN27
WIDE PULLDOWN
Weight: 147kg
Size: 1750 × 1250 × 2060
Packing Size: 1620 × 1120 × 570mm



TN28
LAYDOWN CHEST PRESS
Weight: 98kg
Size: 1790 × 1790 × 1100mm
Packing Size: 1620 × 1120 × 570mm

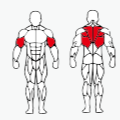


TN23
SEATED CALF MACHINE
Weight: 69kg
Size: 750 × 1260 × 850mm
Packing Size: 1370 × 770 × 410mm

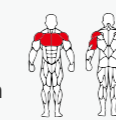


TN24
SHOULDER PRESS
Weight: 130kg
Size: 1450 × 1890 × 1570mm
Packing Size: 1600 × 1050 × 520mm

TN25
LOW ROW
Weight: 133kg
Size: 1390 × 1370 × 1690mm
Packing Size: 1620 × 1120 × 570mm



TN29
SEATED BICEPS
Weight: 106kg
Size: 1370 × 1500 × 1520mm
Packing Size: 1420 × 1120 × 520mm




TN31
OLYMPIC SUPER RACK
Weight: 113kg
Size: 1800 × 1780 × 1850mm
Packing Size: 1820 × 920 × 370mm


TN34
FLAT BENCH
Weight: 22kg
Size: 1300 × 520 × 420mm
Packing Size: 1340 × 390 × 300mm



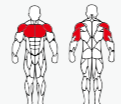
TN38
FLAT OLYMPIC BENCH
Weight:86kg
Size:1680×1880×1290mm
Packing Size:1370×770×410mm



TN39
90 DEGREE LEG PRESS
Weight:145kg
Size:1270×1670×1830mm
Packing Size:2020×1270×420mm

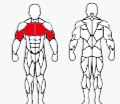


TN42
INCLINE OLYMPIC BENCH
Weight:93kg
Size:1650×1880×1550mm
Packing Size:1670×820×520mm

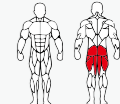


TN51
75 DEGREE INCLINE BENCH
Weight:28kg
Size:1300×580×960mm
Packing Size:1370×770×430mm

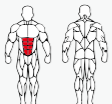
TN56
INCLINE PECFLY
Weight:107kg
Size:1630×1640×1100mm
Packing Size:1580×740×470mm



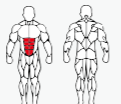
TN66
KNEELING LEG CURL
Weight: 105kg
Size:1685×1415×1150mm
Packing Size:1270×1470×550mm




TN44
CHIN UP/DIP & KNEE UP
Weight:100kg
Size:1120×1170×2350mm
Packing Size:2420×1170×520mm

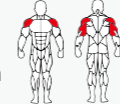


TN45
ADJUSTABLE ABDOMINAL
Weight:45kg
Size:1520×680×1020mm
Packing Size:1720×620×670mm




TN50
DUMBBELL RACK
Weight:60kg
Size:2095×520×790mm
Packing Size:2340×310×190mm


TN67
SEATED DIP
Weight: 118kg
Size:1753×1575×106mm
Packing Size:1870×1020×570mm



TN68
PULL OVER
Weight:150 kg
Size:1670×1935×1670mm
Packing Size:1580×1320×570mm

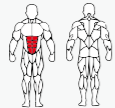


TN71
VSQUAT
Weight:210kg
Size:2200×1290×1840mm
Packing Size:1870×1020×770mm

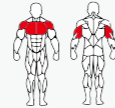




TN72
ABDOMINAL
Weight:130kg
Size:1180×1360×1520mm
Packing Size:1370×1120×620mm



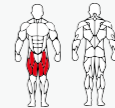
TN73
DECLINE BENCH
Weight:90kg
Size:2150×1880×1290mm
Packing Size:1470×1020×520mm



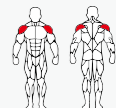
TN87
ADJUSTABLE BENCH
Weight:45kg
Size:1410×680×450mm
Packing Size:1370×450×340mm

TN96
BARBELL RACK
Weight:98kg
Size:980×750×1520mm
Packing Size:1670×1120×270mm

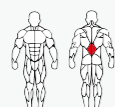
TN114
HACK SLIDE
Weight:230kg
Size:2246×1643×1382mm
Packing Size:2140×1120×730mm



TN115
DELTS MACHINE
Weight:113kg
Size:1760×930×1680mm
Packing Size:1820×1120×570mm





TN89
ROMAN CHAIR
Weight:59kg
Size:1540×750×820mm
Packing Size:1220×720×520mm



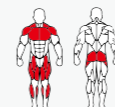
TN91
45 DEGREE LEG PRESS
Weight:260kg
Size:2400×1610×1480mm
Packing Size:2270×1120×850mm



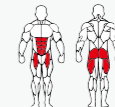
TN92
ABDOMINAL
Weight:43kg
Size:1110×570×500mm
Packing Size:1070×620×400mm



TN116
SMITH MACHINE
Weight:270kg
Size:2245×1340×2285mm
Packing Size:2420×1420×470mm



TN117
GLUTE MACHINE
Weight:108kg
Size:1190×1980*430mm
Packing Size:2020×1100×570mm





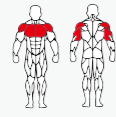
BRTW

STRENGTH
TA SERIES

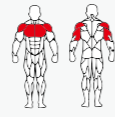
PLATE LOADED



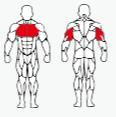
TA05
CHEST PRESS
Weight:120kg
Size:1185×1660×1720mm
Packing Size:1620×1320×590mm



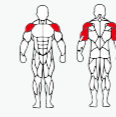
TA10
WIDE CHEST PRESS TRAINER/SEATED DECLINE CHEST PRESS MACHINE
Weight:120kg
Size:1270×1740×1775mm
Packing Size:1620×1320×590mm



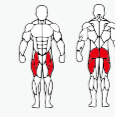
TA15
INCLINE CHEST PRESS
Weight:140kg
Size:1035×1900×1680mm
Packing Size:1620×1120×570mm



TA35
SHOULDER PRESS
Weight:120kg
Size:1270×1525×1520mm
Packing Size:1520×1120×550mm



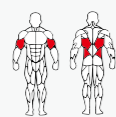
TA40
REAR KICK
Weight:125kg
Size:1490×1130×1600mm
Packing Size:1620×1320×570mm



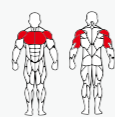
TA50
45 DEGREE LEG PRESS
Weight:245kg
Size:2045×1455×1320mm
Packing Size:2140×1120×730mm



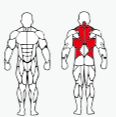

TA20
PULL DOWN
Weight:95kg
Size:1750×1130×1960mm
Packing Size:1720×1120×570mm



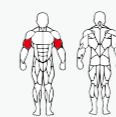
TA25
LOW ROW
Weight:120kg
Size:1310×1290×1635mm
Packing Size:1620×1320×590mm



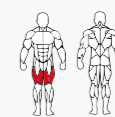
TA30
INCLINE LEVEL ROW
Weight:137kg
Size:1430×1400×1300mm
Packing Size:1620×1320×700mm



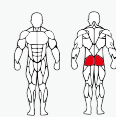
TA65
BICEPS
Weight:150kg
Size:1060×1630×950mm
Packing Size:1420×1120×570mm



TA70
SEATED LEG EXTENSION
Weight:120kg
Size:1250×1345×1185mm
Packing Size:1420×1220×570mm




TA75
STANDING LEG CURL
Weight:120kg
Size:1370×1140×1330mm
Packing Size:1420×1120×570mm






STRENGTH
SYNERGY SERIES



TB64
MULTI-JUNGLE(8 STATION)
 Weight: 1310 kg
 Size:5120×4540×2340mm
 Packing Size:2770×1220×970mm
 Weight Stack:80kg×4 / 100kg×2/ 108kg×2



TB66
MULTI-JUNGLE(4 STATION)
 Weight:820kg
 Size:2690×2490×2700mm
 Packing Size:2420×1120×830mm
 Weight Stack:80kg×1/ 100kg×3



TB94
MULTI-JUNGLE(5 STATION)
 Weight:1350kg
 Size:5600×2700×2550mm
 PackingSize:2560×770×750mm/2420×1120×920mm
 Weight Stack:80kg×2/100kg×3




TF40
MULTI-JUNGLE(5 STATION)
 Weight: kg
 Size:5545×2750×2725mm
 Packing Size:1824×1124×794, 2444×924×844mm
 Weight Stack:80kg×2+100kg×3



TB82
MULTI-JUNGLE(5 STATION)
 Weight:910kg
 Size:4600×4540×2330mm
 Packing Size:2690×1120×770mm
 Weight Stack:80kg×3 / 100kg×2



TB90
MULTI-JUNGLE(8 STATION)
 Weight:1350kg
 Size:5670×3690×2275mm
 PackingSize:2370×1120×1250m
 Weight Stack:80kg×4 / 100kg×4



TF41
MULTI-JUNGLE(5 STATION)
 Weight: kg
 Size:4710×3715×2330mm
 PackingSize: 1624×1124×784, 2444×924×844mm
 Weight Stack:80kg×2+100kg×3



TF42
MULTI-JUNGLE(8 STATION)
 Weight:1150kg
 Size:5575×2330×3715mm
 PackingSize:2370×1120×1250mm
 Weight Stack:80kg×2+100kg×6



TF21
ADJUSTABLE CROSSOVER

Weight:339kg
Size:3860×700×2330mm
Packing Size:2690×1120×790mm
Weight Stack:80kg×2



TF23
FUNCTIONAL TRAINER

Weight:340kg
Size:1930×1000×2330mm
Packing Size:2420×1120×510mm
Weight Stack:80kg×2



YBCF02
CROSSFIT RACK

Weight:434kg
Size:8400×1800×3100mm
PackingSize:2870×1120×690mm



YBCF04
CROSSFIT RACK

Weight:363kg
Size:4000×2500×2440mm
Packing Size:2620×520×490mm



REP
MULTI FUNCTIONAL TRAINER.

Weight:406kg
Size:2100×1900×2440mm
Packing Size:2500×500×700mm
Weight Stack:75kg×2



YBCF01
CROSSFIT RACK

Weight: 786kg
Size: 4900×3400×3140/4050mm
Packing Size:3420×1020×890mm



YBCF06
CROSSFIT RACK

Weight:310kg
Size:6750×1800×2440mm
Packing Size:2570×1120×690mm



YBCF07
CROSSFIT RACK

Weight:166kg
Size:2440×1900×2440mm
PackingSize:2570×720×690mm



STRENGTH
CUSTOMIZED SERIES



DZ111
STANDING HIP THRUST
Weight: 89kg
Size: 1170 × 1240 × 1525mm
Packing Size: 1620 × 820 × 420mm



TN119
BACK-PULLING TRAINER
Weight: 165kg
Size: 1720 × 1210 × 1700mm
Packing Size: 1720 × 1220 × 620mm



DZ120
PRONE BACK PULL TRAINER
Weight: 209kg
Size: 1810 × 1860 × 1230mm
Packing Size: 1720 × 1320 × 540mm



HF06
STANDING MULTI FLY
Weight: 352kg
Size: 1500 × 930 × 2000mm
Packing Size: 1920 × 990 × 640mm
Weight Stack: 100kg



DZ30
HIP GLUTE
Weight: 85kg
Size: 1430 × 1660 × 800mm
Packing Size: 1720 × 1120 × 370mm



DZ91
PULLDOWN
Weight: 213kg
Size: 1730 × 1700 × 2060mm
Packing Size: 2020 × 1170 × 590mm



DZ80C
SQUAT TRAINER
Weight: 135kg
Size: 2190 × 1340 × 1620mm
Packing Size: 2500 × 1020 × 490mm



DZ53
SQUAT TRAINER
Weight: 185kg
Size: 1600 × 1640 × 1580mm
Packing Size: 1740 × 1620 × 420mm



DZ83
ADJUSTABLE CHEST PRESS
Weight: 190kg
Size: 1920 × 1760 × 1830mm
Packing Size: 1820 × 1120 × 490mm



DZ51
FUNCTIONAL TRAINER & SMITH
Weight: 637kg
Size: 2670 × 1800 × 2370mm
Packing Size: 2320 × 1770 × 500mm
Weight Stack: 80kg × 2



DZ89
SQUAT TRAINER
Weight: 330kg
Size: 1820 × 1930 × 2170mm
Packing Size: 2120 × 1120 × 470mm



DZ109
MULTIFUNCTIONAL TRAINER
Weight: kg
Size: 2655 × 2200 × 2195 mm
Packing Size: 2320 × 1720 × 670mm
Weight Stack: 80kg × 3



DZ82
DUAL CROSSOVER
Weight: 360kg
Size: 2220×1155×1855mm
Packing Size: 2000×1140×670 mm
Weight Stack: 80kg×2

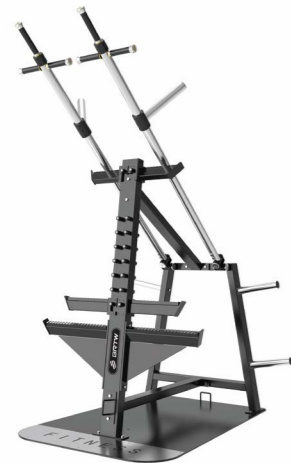
DZ110
STANDING ABDUCTOR
Weight: 122KGkg
Size: 1558×970×1443mm
Packing Size: 1720×1120×470mm

DZ97
HIP GLUTE
Weight: 105kg
Size: 2210×1190×1680mm
Packing Size: 1920×970×470mm

DZ02
TYRE MACHINE
Weight: 142kg
Size: 1640×1240×600mm
Packing Size: 1420×720×520mm

DZ76
FLAT OLYMPIC BENCH
Weight: 80kg
Size: 1560×1230×1190mm
Packing Size: 820×900×230mm
1420×450×400mm

DZ31
HORIZONTAL ROMAN CHAIR
Weight: 70kg
Size: 1600×920×980mm
Packing Size: 1620×870×410mm



DZ29
FREE TRAINER
Weight: 184kg
Size: 2195×1350×1620mm
Packing Size: 2020×1120×270mm

DZ38
TANK MACHINE
Weight: 86kg
Size: 1315×850×1040mm
Packing Size: 1220×870×670mm

DZ73
MULTIFUNCTIONAL SQUAT STAND
Weight: 175kg
Size: 1750×1720×2290mm
Packing Size: 2270×620×200mm
1350×750×290mm

DZ18
HEAVY DUTY PLATFORM
Weight: kg
Size: 2120×2120×30mm
Packing Size: mm

DZ33
ADJUSTABLE BENCH
Weight: 60kg
Size: 1610×610×490mm
Packing Size: 1630×580×510mm

DZ61
ADJUSTABLE BENCH
Weight: 52kg
Size: 1570×680×490mm
Packing Size: 1420×590×420mm



BRTW

STRENGTH

TS SERIES

LIGHT COMMERCIAL



MULTI FUNCTIONAL SMITH TRAINER

Features:

Tube size: Square tube 50x50mm/50x80mm
 Machine size : 1490x1910x2320mm
 Package size : 2270x970x510mm
 Weight : 454kg
 Weight Stack : 60kgx2

Fuctions:

- Functional trainer/standing pull down
- Seated Long pull
- Bench press
- Chine up/down
- low pull
- Standing lifting with barbell
- Barbell anti-shoulder squat
- Boxing training
- Pull up
- Incline/decline/flat bench press
- Single pullsquat
- T-bar rowing
- Smith
- Land mine



MULTI FUNCTIONAL SMITH TRAINER

Features:

Tube size: Square tube 50x80mm
 Machine size : 1800x2230x2290mm
 Package size : 2320x1600x470mm
 Weight : 472kg
 Weight Stack : 60kgx2

Fuctions:

- Multi press
- Barbell squat
- Functional trainer
- Decline bench press
- Vertical leg press
- Single pull
- Stand incline deadlift



MULTI FUNCTIONAL SMITH TRAINER

Features:

Tube size: Square tube 50x80mm
 Machine size : 1995 X 1560 X 2235mm
 Package size : 1380x780x320mm
 2290x510x250mm
 Weight : 355kg
 Weight Stack : 50kgx2

Fuctions:

Functional trainer/standing pull down
 Seated Long pull
 Bench press
 Chine up/down
 low pull
 Standing lifting with barbell
 Barbell anti-shoulder squat
 Boxing training
 Pull up
 Incline/decline/flat bench press
 Single pullsquat
 T-bar rowing
 Smith
 Land mine



TS-212
 ADJUSTABLE MULTIFUNCTION BENCH
 Weight:45kg
 Size :1304x 745x460mm
 Package size :1420x420x250mm



TS-213
 ADJUSTABLE BENCH
 Weight:28kg
 Size: 1240x 550x500mm
 Package size :1250x480x260mm



TS-214
 ADJUSTABLE BENCH
 Weight:42kg
 Size: 1660x550x880mm
 Package size :1220x720x370mm



TS113
 MULTI FUNCTIONAL SMITH TRAINER
 Weight : 150kg
 Size: 1950x1670x2210mm
 Package size: 2170x700x370mm



TS-202
 MULTI FUNCTIONAL BENCH PRESS
 Weight : 72kg
 Size: 1830x1240x1370mm
 Package size: 1420x720x520mm



TS-206
 WEIGHT PLATE TREE
 Weight:25kg
 Size: 680x710x1270mm
 Package size: 1260x460x270mm



BG-01
 WALL MOUNTED FUNCTIONAL TRAINER
 Weight:110kg
 Size : 635x150x1970mm
 Package size :2020x695x160mm
 Weight Stack:50kg



BG-02
 WALL MOUNTED FUNCTIONAL TRAINER
 Weight:135kg
 Size: 980x110x1970mm
 Package size : 2020x1060x170mm
 Weight Stack:25kgx2



Scan to enter
Brightway official website

Shandong Brightway Fitness Equipment Co., Ltd

ADD: Cross of Hongtu Road and Xiangjiang Street, Ningjin
County Development Zone, Dezhou City, Shandong Province
China

LTD: +86-534-2038888

FAX: +86-534-5233699

WEB: www.bltwfitness.com